



DC6TE COMMERCIAL

7 1/2 & 10-TON, THREE-PHASE
SPLIT SYSTEM AIR CONDITIONER
16.4 IEER/R-32



■ Contents	
Nomenclature.....	2
Specifications.....	3
Expanded Cooling Data.....	4
Dimensions	8
Wiring Diagrams.....	9
Accessories	10

R32

■ Standard Features

- Two-Stage tandem compressor design
- Quiet operating top discharge
- High-efficiency copper tube / aluminum fin coil
- Brass liquid and suction service valves
- High- and low-pressure switches
- Factory-installed filter drier
- Complies with ASHRAE 90.1
- AHRI Certified; ETL Listed

■ Cabinet Features

- Innovative sound control top design
- Steel louver coil guard protects the coil from damage and adds strength to unit
- Bottom pan rails elevate unit above slab
- Heavy-gauge galvanized-steel cabinet
- Attractive Nickel Gray powder-paint finish
- When properly anchored, meets the 2010 Florida Building Code unit integrity requirements for hurricane-type winds (Anchor bracket kits available.)



* Complete warranty details available from your local dealer or at www.daikincomfort.com or www.daikinac.com

	D	C	6	T	E	090	3	0	A	A	
	1	2	3	4	5	6,7,8	9	10	11	12	
Brand D - Daikin											Minor Rev A: Initial Release
Type C: Condenser R32 H: HP R-32											Major Revision A: Initial Release
IEER 6: 16.0 - 16.4											Variation
Compressor T: Two Stage											Electrical 3 - 208/230V Three-Phase 60Hz 4 - 460V Three-Phase 60HZ
Feature Set E - Base											Tonnage Nominal 090 - 7½ tons 120 - 10 tons

	DC6TE 09030A*	DC6TE 09040A*	DC6TE1 2030A*	DC6TE 12040A*
COOLING CAPACITIES				
Nominal Cooling (BTU/h) ¹	95,000	95,000	118,000	118,000
EER / IEER	12.3 / 16.4	12.3 / 16.4	11.4 / 16.4	11.4 / 16.4
Decibels	83.9	83.9	85.9	85.9
COMPRESSOR				
RLA	14.1	6.4	17.3	7.7
LRA	120.4	55.1	155	58.1
CONDENSER FAN MOTOR				
Horsepower	1	1	1	1
FLA	7	3.5	7	3.5
REFRIGERATION SYSTEM				
Liquid Valve Connection Size ("O.D.)	5/8"	5/8"	5/8"	5/8"
Suction Valve Connection Size ("O.D.)	1 1/8"	1 1/8"	1 1/8"	1 1/8"
Valve Type	Sweat	Sweat	Sweat	Sweat
Refrigerant Charge (oz.) ²	110	110	110	110
ELECTRICAL DATA				
AC Volts	208/230	460	208/230	460
Hz / Phase	60 Hz/3	60 Hz/3	60 Hz/3	60 Hz/3
Minimum Circuit Ampacity ³	38.7	17.9	45.9	20.8
Max. Overcurrent Protection ⁴	50	20	60	25
Min / Max Volts	197/253	414/506	197/253	414/506
Electrical Conduit Size	1/2" or 3/4"	1/2" or 3/4"	1/2" or 3/4"	1/2" or 3/4"
SHIP WEIGHT (LBS)	381	381	381	381

¹ Tested and rated in accordance with ARI Standard 208/230

² Factory Holding Charge. Follow Installation Instructions for system charge

³ Wire size should be determined in accordance with National Electrical Codes; extensive wire runs will require larger wire sizes

⁴ Must use time-delay fuses or HACR-type circuit breakers of the same size as noted.

NOTES

- Always check the rating plate for electrical data on the unit being installed.
- Installer will need to supply 5/8" to 1 1/8" adapters for suction line connections.

IDB	AIRFLOW	OUTDOOR AMBIENT TEMPERATURE												ENTERING INDOOR WET BULB TEMPERATURE											
		65°F				75°F				85°F				95°F				105°F				115°F			
		59	63	67	71	59	63	67	71	59	63	67	71	59	63	67	71	59	63	67	71	59	63	67	71
70	Capacity	96,888	98,253	101,140	-	96,023	97,388	100,275	-	93,499	94,864	97,751	-	89,157	90,522	93,409	-	83,850	85,215	88,102	-	74,744	76,037	78,773	-
	S/T	0.6	0.5	0.4	-	0.6	0.5	0.4	-	0.6	0.6	0.4	-	0.6	0.6	0.4	-	0.7	0.6	0.5	-	1.0	0.6	0.5	-
	Evap dT	20.4	18.5	14.9	-	20.4	18.5	14.9	-	20.6	18.7	15.2	-	20.4	18.4	14.9	-	20.1	18.2	14.6	-	19.8	18.0	14.7	-
	Pr Suc	114.5	115.9	118.8	-	121.4	122.8	125.8	-	127.5	128.9	131.8	-	132.7	134.1	137.0	-	137.7	139.1	142.0	-	145.2	146.7	149.6	-
	Pr Dis	263.9	265.0	266.9	-	305.5	306.6	308.5	-	349.0	350.2	352.0	-	395.9	397.1	398.9	-	446.5	447.6	449.5	-	494.7	495.8	497.7	-
	ODAmPs	22.4	22.4	22.3	-	25.5	25.5	25.4	-	29.0	29.0	28.9	-	32.8	32.8	32.7	-	37.0	37.0	36.9	-	44.3	44.3	44.2	-
TotalPower	5,435	5,430	5,418	-	6,119	6,114	6,102	-	6,883	6,877	6,865	-	7,709	7,703	7,692	-	8,632	8,627	8,615	-	10,229	10,223	10,210	-	
3407	Capacity	97,921	99,286	102,174	-	97,056	98,421	101,308	-	94,532	95,897	98,785	-	90,190	91,555	94,442	-	84,883	86,248	89,136	-	75,694	76,988	79,723	-
	S/T	0.6	0.6	0.4	-	0.6	0.6	0.4	-	0.7	0.6	0.5	-	0.7	0.6	0.5	-	0.7	0.6	0.5	-	1.0	0.7	0.5	-
	Evap dT	19.5	17.6	14.0	-	19.5	17.6	14.0	-	19.7	17.8	14.3	-	19.4	17.5	14.0	-	19.2	17.3	13.7	-	18.9	17.2	13.9	-
	Pr Suc	115.8	117.3	120.2	-	122.8	124.2	127.1	-	128.9	130.3	133.2	-	134.0	135.4	138.3	-	139.1	140.5	143.4	-	146.6	148.0	150.9	-
	Pr Dis	265.7	266.8	268.7	-	307.3	308.4	310.3	-	350.8	351.9	353.8	-	397.7	398.8	400.7	-	448.3	449.4	451.3	-	496.5	497.6	499.4	-
	ODAmPs	22.5	22.5	22.4	-	25.6	25.6	25.6	-	29.1	29.1	29.0	-	32.9	32.9	32.8	-	37.1	37.1	37.1	-	44.4	44.4	44.3	-
TotalPower	5,463	5,457	5,446	-	6,147	6,141	6,130	-	6,910	6,905	6,893	-	7,737	7,731	7,720	-	8,660	8,654	8,643	-	10,258	10,253	10,240	-	
4164	Capacity	99,118	100,483	103,371	-	98,253	99,618	102,505	-	95,729	97,094	99,982	-	91,387	92,752	95,639	-	86,080	87,445	90,333	-	76,792	78,085	80,821	-
	S/T	0.7	0.6	0.5	-	0.7	0.6	0.5	-	0.7	0.6	0.5	-	0.7	0.6	0.5	-	0.7	0.7	0.5	-	1.0	0.7	0.6	-
	Evap dT	18.7	16.8	13.2	-	18.7	16.8	13.2	-	18.9	17.0	13.5	-	18.7	16.7	13.2	-	18.4	16.5	12.9	-	18.2	16.4	13.1	-
	Pr Suc	117.3	118.7	121.6	-	124.3	125.7	128.6	-	130.3	131.7	134.7	-	135.5	136.9	139.8	-	140.5	141.9	144.8	-	148.0	149.5	152.4	-
	Pr Dis	267.4	268.6	270.4	-	309.0	310.1	312.0	-	352.5	353.7	355.5	-	399.4	400.6	402.4	-	450.0	451.1	453.0	-	498.2	499.3	501.1	-
	ODAmPs	22.6	22.6	22.5	-	25.7	25.7	25.7	-	29.2	29.2	29.2	-	33.0	33.0	32.9	-	37.2	37.2	37.2	-	44.5	44.5	44.5	-
TotalPower	5,487	5,482	5,470	-	6,171	6,166	6,154	-	6,934	6,929	6,917	-	7,761	7,755	7,744	-	8,684	8,679	8,667	-	10,284	10,279	10,266	-	
75	Capacity	96,944	98,309	101,197	105,607	96,079	97,444	100,331	104,742	93,555	94,920	97,808	102,218	89,213	90,578	93,465	97,876	83,906	85,271	88,159	92,569	79,062	80,427	83,314	87,724
	S/T	0.7	0.6	0.5	0.4	0.7	0.7	0.5	0.4	0.8	0.7	0.5	0.4	0.8	0.7	0.6	0.4	1.0	0.7	0.6	0.4	1.0	0.8	0.6	0.5
	Evap dT	24.6	22.7	19.1	15.4	24.6	22.7	19.1	15.4	24.8	22.9	19.4	15.7	24.6	22.6	19.1	15.4	24.3	22.4	18.8	15.1	25.5	23.6	20.0	16.3
	Pr Suc	114.5	115.9	118.8	123.7	121.5	122.9	125.8	130.6	127.5	129.0	131.9	136.7	132.7	134.1	137.0	141.9	137.7	139.1	142.1	146.9	144.1	145.5	148.4	153.2
	Pr Dis	264.1	265.3	267.1	271.7	305.7	306.9	308.7	313.3	349.3	350.4	352.3	356.8	396.2	397.3	399.2	403.7	446.7	447.9	449.7	454.3	500.7	501.8	503.7	508.3
	ODAmPs	22.4	22.3	22.3	22.5	25.5	25.5	25.4	25.6	29.0	29.0	28.9	29.1	32.8	32.7	32.7	32.9	37.0	37.0	36.9	37.1	41.9	41.9	41.9	42.1
TotalPower	5,431	5,425	5,413	5,466	6,115	6,109	6,098	6,150	6,878	6,873	6,861	6,913	7,704	7,699	7,687	7,740	8,628	8,622	8,611	8,663	9,711	9,705	9,694	9,746	
3407	Capacity	97,978	99,343	102,230	106,640	97,112	98,478	101,365	105,775	94,589	95,954	98,841	103,251	90,246	91,611	94,499	98,909	84,940	86,305	89,192	93,602	80,095	81,460	84,347	88,758
	S/T	0.8	0.7	0.6	0.4	0.8	0.7	0.6	0.4	0.8	0.7	0.6	0.5	1.0	0.7	0.6	0.5	1.0	0.8	0.6	0.5	1.0	0.8	0.7	0.5
	Evap dT	23.7	21.8	18.2	14.5	23.7	21.8	18.2	14.5	23.9	22.0	18.5	14.8	23.6	21.7	18.2	14.5	23.4	21.5	17.9	14.2	24.6	22.7	19.1	15.4
	Pr Suc	115.9	117.3	120.2	125.0	122.8	124.2	127.1	132.0	128.9	130.3	133.2	138.1	134.0	135.5	138.4	143.2	139.1	140.5	143.4	148.3	145.4	146.8	149.7	154.6
	Pr Dis	265.9	267.1	268.9	273.5	307.5	308.6	310.5	315.1	351.0	352.2	354.0	358.6	397.9	399.1	400.9	405.5	448.5	449.6	451.5	456.1	502.5	503.6	505.5	510.0
	ODAmPs	22.5	22.5	22.4	22.6	25.6	25.6	25.5	25.8	29.1	29.1	29.0	29.3	32.9	32.9	32.8	33.1	37.1	37.1	37.0	37.3	42.1	42.0	42.0	42.2
TotalPower	5,458	5,453	5,441	5,494	6,142	6,137	6,125	6,178	6,906	6,901	6,889	6,941	7,732	7,727	7,715	7,767	8,655	8,650	8,638	8,691	9,739	9,733	9,721	9,774	
4164	Capacity	99,174	100,540	103,427	107,837	98,309	99,674	102,562	106,972	95,785	97,151	100,038	104,448	91,443	92,808	95,696	100,106	86,137	87,502	90,389	94,799	81,292	82,657	85,544	89,955
	S/T	0.8	0.7	0.6	0.5	0.8	0.7	0.6	0.5	0.8	0.7	0.6	0.5	1.0	0.8	0.6	0.5	1.0	0.8	0.7	0.5	1.0	0.8	0.7	0.6
	Evap dT	22.9	21.0	17.5	13.8	22.9	21.0	17.4	13.7	23.1	21.2	17.7	14.0	22.9	20.9	17.4	13.7	22.6	20.7	17.1	13.4	23.8	21.9	18.3	14.6
	Pr Suc	117.3	118.7	121.7	126.5	124.3	125.7	128.6	133.5	130.4	131.8	134.7	139.5	135.5	136.9	139.8	144.7	140.6	142.0	144.9	149.7	146.9	148.3	151.2	156.1
	Pr Dis	267.7	268.8	270.6	275.2	309.2	310.4	312.2	316.8	352.8	353.9	355.8	360.4	399.7	400.8	402.7	407.3	450.2	451.4	453.2	457.8	504.2	505.3	507.2	511.8
	ODAmPs	22.6	22.6	22.5	22.8	25.7	25.7	25.6	25.9	29.2	29.2	29.1	29.4	33.0	33.0	32.9	33.2	37.2	37.2	37.1	37.4	42.2	42.2	42.1	42.3
TotalPower	5,482	5,477	5,465	5,518	6,166	6,161	6,149	6,202	6,930	6,925	6,913	6,965	7,756	7,751	7,739	7,792	8,680	8,674	8,662	8,715	9,763	9,757	9,746	9,798	

Shaded area reflects ACCA (TVA) conditions
 Amps = outdoor unit amps (comp.+fan)
 kW = Total system power

IDB	AIRFLOW	OUTDOOR AMBIENT TEMPERATURE												ENTERING INDOOR WET BULB TEMPERATURE											
		65°F				75°F				85°F				95°F				105°F				115°F			
		59	63	67	71	59	63	67	71	59	63	67	71	59	63	67	71	59	63	67	71	59	63	67	71
3407	Capacity	97,445	98,810	101,697	106,108	96,580	97,945	100,832	105,242	94,056	95,421	98,308	102,719	89,714	91,079	93,966	98,376	84,407	85,772	88,659	93,070	79,562	80,927	83,815	88,225
	S/T	0.8	0.8	0.6	0.5	0.8	0.8	0.6	0.5	1.0	0.8	0.7	0.5	1.0	0.8	0.7	0.5	1.0	0.8	0.7	0.6	1.0	1.0	0.8	0.6
	Evap dT	28.9	26.9	23.4	19.7	28.8	26.9	23.3	19.6	29.1	27.2	23.6	19.9	28.8	26.9	23.3	19.6	28.5	26.6	23.0	19.4	29.7	27.8	24.2	20.5
	Pr Dis	115.0	116.4	119.3	124.2	122.0	123.4	126.3	131.1	128.0	129.5	132.4	137.2	133.2	134.6	137.5	142.4	138.2	139.6	142.6	147.4	144.6	146.0	148.9	153.7
	Pr Dis	264.6	265.8	267.6	272.2	306.2	307.3	309.2	313.8	349.7	350.9	352.7	357.3	396.6	397.8	399.6	404.2	447.2	448.3	450.2	454.8	501.2	502.3	504.2	508.7
	ODamps	22.4	22.3	22.3	22.5	25.5	25.5	25.4	25.7	29.0	29.0	28.9	29.2	32.8	32.8	32.7	32.9	37.0	37.0	36.9	37.2	42.0	41.9	41.9	42.1
	TotalPower	5,434	5,429	5,417	5,469	6,118	6,113	6,101	6,153	6,882	6,876	6,865	6,917	7,708	7,703	7,691	7,743	8,631	8,626	8,614	8,666	9,714	9,709	9,697	9,750
80	Capacity	98,478	99,843	102,731	107,141	97,613	98,978	101,865	106,276	95,089	96,454	99,342	103,752	90,747	92,112	94,999	99,410	85,440	86,805	89,693	94,103	80,596	81,961	84,848	89,258
	S/T	0.9	0.8	0.7	0.5	1.0	0.8	0.7	0.6	1.0	0.8	0.7	0.6	1.0	0.9	0.7	0.6	1.0	0.9	0.8	0.6	1.0	1.0	0.8	0.7
	Evap dT	28.0	26.0	22.5	18.8	27.9	26.0	22.4	18.7	28.2	26.3	22.7	19.0	27.9	26.0	22.4	18.7	27.6	25.7	22.1	18.4	28.8	26.9	23.3	19.6
	Pr Dis	116.4	117.8	120.7	125.6	123.3	124.7	127.6	132.5	129.4	130.8	133.7	138.6	134.5	136.0	138.9	143.7	139.6	141.0	143.9	148.8	145.9	147.3	150.2	155.1
	Pr Dis	266.4	267.5	269.4	274.0	308.0	309.1	311.0	315.6	351.5	352.7	354.5	359.1	398.4	399.6	401.4	406.0	449.0	450.1	452.0	456.6	502.9	504.1	505.9	510.5
	ODamps	22.5	22.5	22.4	22.7	25.6	25.6	25.6	25.8	29.1	29.1	29.0	29.3	32.9	32.9	32.8	33.1	37.1	37.1	37.1	37.3	42.1	42.1	42.0	42.2
	TotalPower	5,462	5,457	5,445	5,497	6,146	6,141	6,129	6,181	6,910	6,904	6,892	6,945	7,736	7,730	7,719	7,771	8,659	8,654	8,642	8,694	9,742	9,737	9,725	9,777
4164	Capacity	99,675	101,040	103,928	108,338	98,810	100,175	103,062	107,473	96,286	97,651	100,539	104,949	91,944	93,309	96,196	100,607	86,637	88,002	90,890	95,300	81,793	83,158	86,045	90,455
	S/T	0.9	0.8	0.7	0.6	1.0	0.8	0.7	0.6	1.0	0.9	0.7	0.6	1.0	0.9	0.8	0.6	1.0	0.9	0.8	0.6	1.0	1.0	0.8	0.7
	Evap dT	27.2	25.3	21.7	18.0	27.1	25.2	21.6	17.9	27.4	25.5	21.9	18.2	27.1	25.2	21.6	17.9	26.8	24.9	21.4	17.7	28.0	26.1	22.6	18.9
	Pr Dis	117.8	119.3	122.2	127.0	124.8	126.2	129.1	134.0	130.9	132.3	135.2	140.0	136.0	137.4	140.3	145.2	141.1	142.5	145.4	150.2	147.4	148.8	151.7	156.6
	Pr Dis	268.1	269.3	271.1	275.7	309.7	310.9	312.7	317.3	353.3	354.4	356.3	360.8	400.2	401.3	403.2	407.7	450.7	451.9	453.7	458.3	504.7	505.8	507.7	512.3
	ODamps	22.6	22.6	22.5	22.8	25.7	25.7	25.7	25.9	29.2	29.2	29.2	29.4	33.0	33.0	32.9	33.2	37.2	37.2	37.2	37.4	42.2	42.2	42.1	42.4
	TotalPower	5,486	5,481	5,469	5,521	6,170	6,165	6,153	6,205	6,934	6,928	6,917	6,969	7,760	7,755	7,743	7,795	8,683	8,678	8,666	8,718	9,766	9,761	9,749	9,802

3407	Capacity	99,073	100,439	103,326	107,736	98,208	99,573	102,461	106,871	95,684	97,050	99,937	104,347	91,342	92,707	95,595	100,005	86,036	87,401	90,288	94,698	81,191	82,556	85,443	89,854
	S/T	1.0	0.9	0.7	0.6	1.0	0.9	0.7	0.6	1.0	0.9	0.8	0.6	1.0	1.0	0.8	0.6	1.0	1.0	0.8	0.7	1.0	1.0	0.9	0.7
	Evap dT	32.6	30.7	27.1	23.4	32.6	30.6	27.1	23.4	32.8	30.9	27.3	23.6	32.5	30.6	27.1	23.4	32.3	30.4	26.8	23.1	33.5	31.6	28.0	24.3
	Pr Dis	116.7	118.1	121.0	125.9	123.7	125.1	128.0	132.9	129.8	131.2	134.1	138.9	134.9	136.3	139.2	144.1	140.0	141.4	144.3	149.1	146.3	147.7	150.6	155.4
	Pr Dis	265.9	267.0	268.9	273.5	307.4	308.6	310.4	315.0	351.0	352.1	354.0	358.6	397.9	399.0	400.9	405.5	448.4	449.6	451.4	456.0	502.4	503.5	505.4	510.0
	ODamps	22.4	22.4	22.4	22.6	25.6	25.5	25.5	25.7	29.1	29.0	29.0	29.2	32.8	32.8	32.8	33.0	37.1	37.0	37.0	37.2	42.0	42.0	41.9	42.2
	TotalPower	5,447	5,442	5,430	5,482	6,131	6,126	6,114	6,167	6,895	6,889	6,878	6,930	7,721	7,716	7,704	7,756	8,644	8,639	8,627	8,680	9,727	9,722	9,710	9,763
85	Capacity	100,107	101,472	104,359	108,769	99,242	100,607	103,494	107,904	96,718	98,083	100,970	105,380	92,376	93,741	96,628	101,038	87,069	88,434	91,321	95,732	82,224	83,589	86,477	90,887
	S/T	1.0	0.9	0.8	0.6	1.0	0.9	0.8	0.7	1.0	0.9	0.8	0.7	1.0	1.0	0.8	0.7	1.0	1.0	0.8	0.7	1.0	1.0	0.9	0.8
	Evap dT	31.7	29.8	26.2	22.5	31.7	29.7	26.2	22.5	31.9	30.0	26.4	22.7	31.6	29.7	26.2	22.5	31.4	29.5	25.9	22.2	32.6	30.7	27.1	23.4
	Pr Dis	118.1	119.5	122.4	127.3	125.0	126.4	129.3	134.2	131.1	132.5	135.4	140.3	136.3	137.7	140.6	145.4	141.3	142.7	145.6	150.5	147.6	149.0	151.9	156.8
	Pr Dis	267.6	268.8	270.6	275.2	309.2	310.4	312.2	316.8	352.8	353.9	355.8	360.4	399.7	400.8	402.7	407.2	450.2	451.4	453.2	457.8	504.2	505.3	507.2	511.8
	ODamps	22.6	22.5	22.5	22.7	25.7	25.7	25.6	25.9	29.2	29.2	29.1	29.3	33.0	32.9	32.9	33.1	37.2	37.2	37.1	37.4	42.1	42.1	42.1	42.3
	TotalPower	5,475	5,470	5,458	5,510	6,159	6,154	6,142	6,194	6,923	6,917	6,906	6,958	7,749	7,743	7,732	7,784	8,672	8,667	8,655	8,707	9,755	9,750	9,738	9,790
4164	Capacity	101,304	102,669	105,556	109,966	100,439	101,804	104,691	109,101	97,915	99,280	102,167	106,577	93,573	94,938	97,825	102,235	88,266	89,631	92,518	96,928	83,421	84,786	87,674	92,084
	S/T	1.0	0.9	0.8	0.7	1.0	0.9	0.8	0.7	1.0	1.0	0.8	0.7	1.0	1.0	0.9	0.7	1.0	1.0	0.9	0.7	1.0	1.0	0.9	0.8
	Evap dT	30.9	29.0	25.4	21.7	30.9	29.0	25.4	21.7	31.1	29.2	25.7	22.0	30.8	28.9	25.4	21.7	30.6	28.7	25.1	21.4	31.8	29.9	26.3	22.6
	Pr Dis	119.6	121.0	123.9	128.7	126.5	127.9	130.8	135.7	132.6	134.0	136.9	141.8	137.7	139.1	142.0	146.9	142.8	144.2	147.1	152.0	149.1	150.5	153.4	158.3
	Pr Dis	269.4	270.5	272.4	277.0	310.9	312.1	313.9	318.5	354.5	355.6	357.5	362.1	401.4	402.5	404.4	409.0	452.0	453.1	455.0	459.5	505.9	507.1	508.9	513.5
	ODamps	22.7	22.6	22.6	22.8	25.8	25.8	25.7	26.0	29.3	29.3	29.2	29.5	33.1	33.1	33.0	33.2	37.3	37.3	37.2	37.5	42.3	42.2	42.2	42.4
	TotalPower	5,499	5,494	5,482	5,534	6,183	6,178	6,166	6,218	6,947	6,941	6,930	6,982	7,773	7,768	7,756	7,808	8,696	8,691	8,679	8,731	9,779	9,774	9,762	9,815

IDB: Entering Indoor Dry Bulb Temperature
 High and low pressures are measured at the liquid and suction service valves.
 Shaded area reflects AHRI conditions
 Amps = outdoor unit amps (comp. +fan)
 kW = Total system power

IDB	AIRFLOW	OUTDOOR AMBIENT TEMPERATURE												ENTERING INDOOR WET BULB TEMPERATURE											
		65°F				75°F				85°F				95°F				105°F				115°F			
		59	63	67	71	59	63	67	71	59	63	67	71	59	63	67	71	59	63	67	71	59	63	67	71
3407	Capacity	120,345	122,041	125,627	-	119,270	120,966	124,552	-	116,135	117,831	121,417	-	110,742	112,438	116,024	-	104,150	105,846	109,432	-	98,133	99,829	103,415	-
	S/T	0.6	0.5	0.4	-	0.6	0.5	0.4	-	0.6	0.6	0.4	-	0.7	0.6	0.4	-	0.7	0.6	0.5	-	1.0	0.7	0.5	-
	Evap dT	19.5	17.7	14.3	-	19.5	17.6	14.2	-	19.7	17.9	14.5	-	19.4	17.6	14.2	-	19.2	17.4	14.0	-	20.3	18.5	15.1	-
	Pr Suc	118.8	120.2	123.2	-	126.0	127.4	130.4	-	132.3	133.7	136.7	-	137.6	139.1	142.1	-	142.8	144.3	147.3	-	149.4	150.9	153.9	-
	Pr Dis	282.8	284.1	286.0	-	327.4	328.6	330.6	-	374.1	375.3	377.3	-	424.3	425.6	427.5	-	478.5	479.7	481.7	-	536.3	537.6	539.6	-
ODamps	28.6	28.6	28.5	-	32.8	32.7	32.7	-	37.4	37.4	37.3	-	42.4	42.4	42.3	-	48.0	48.0	47.9	-	54.6	54.5	54.5	-	
TotalPower	7,320	7,313	7,297	-	8,227	8,220	8,204	-	9,239	9,232	9,217	-	10,335	10,328	10,312	-	11,559	11,552	11,536	-	12,995	12,988	12,972	-	
70	Capacity	121,628	123,324	126,910	-	120,554	122,249	125,836	-	117,419	119,115	122,701	-	112,026	113,721	117,307	-	105,434	107,130	110,716	-	99,416	101,112	104,698	-
	S/T	0.6	0.6	0.4	-	0.7	0.6	0.4	-	0.7	0.6	0.5	-	0.7	0.6	0.5	-	1.0	0.6	0.5	-	1.0	0.7	0.6	-
	Evap dT	18.6	16.8	13.4	-	18.6	16.8	13.4	-	18.8	17.0	13.6	-	18.6	16.7	13.3	-	18.3	16.5	13.1	-	19.5	17.6	14.2	-
	Pr Suc	120.2	121.6	124.6	-	127.4	128.8	131.8	-	133.7	135.1	138.2	-	139.0	140.5	143.5	-	144.2	145.7	148.7	-	150.8	152.3	155.3	-
	Pr Dis	284.7	286.0	288.0	-	329.3	330.5	332.5	-	376.0	377.2	379.2	-	426.2	427.5	429.4	-	480.4	481.6	483.6	-	538.2	539.5	541.5	-
ODamps	28.8	28.7	28.7	-	32.9	32.9	32.8	-	37.6	37.5	37.5	-	42.6	42.5	42.5	-	48.2	48.1	48.1	-	54.7	54.7	54.6	-	
TotalPower	7,357	7,350	7,334	-	8,264	8,257	8,241	-	9,276	9,269	9,253	-	10,372	10,364	10,349	-	11,596	11,588	11,573	-	13,032	13,024	13,009	-	
4164	Capacity	123,115	124,811	128,397	-	122,041	123,736	127,322	-	118,906	120,601	124,188	-	113,512	115,208	118,794	-	106,921	108,616	112,203	-	100,903	102,599	106,185	-
	S/T	0.7	0.6	0.5	-	0.7	0.6	0.5	-	0.7	0.6	0.5	-	0.7	0.7	0.5	-	1.0	0.7	0.5	-	1.0	0.7	0.6	-
	Evap dT	17.9	16.1	12.7	-	17.8	16.0	12.6	-	18.1	16.3	12.9	-	17.8	16.0	12.6	-	17.6	15.8	12.3	-	18.7	16.9	13.5	-
	Pr Suc	121.7	123.1	126.2	-	128.9	130.4	133.4	-	135.2	136.7	139.7	-	140.5	142.0	145.0	-	145.8	147.2	150.2	-	152.3	153.8	156.8	-
	Pr Dis	286.6	287.8	289.8	-	331.2	332.4	334.4	-	377.8	379.1	381.0	-	428.1	429.3	431.3	-	482.3	483.5	485.5	-	540.1	541.3	543.3	-
ODamps	28.9	28.9	28.8	-	33.1	33.0	33.0	-	37.7	37.7	37.6	-	42.7	42.7	42.6	-	48.3	48.3	48.2	-	54.9	54.9	54.8	-	
TotalPower	7,389	7,382	7,366	-	8,296	8,289	8,273	-	9,308	9,301	9,285	-	10,404	10,396	10,381	-	11,628	11,620	11,605	-	13,064	13,056	13,041	-	
75	Capacity	120,415	122,111	125,697	131,175	119,340	121,036	124,622	130,100	116,205	117,901	121,487	126,965	110,812	112,508	116,094	121,572	104,220	105,916	109,502	114,980	98,203	99,899	103,485	108,963
	S/T	0.7	0.7	0.5	0.4	0.7	0.7	0.5	0.4	0.8	0.7	0.6	0.4	1.0	0.7	0.6	0.4	1.0	0.7	0.6	0.5	1.0	0.8	0.6	0.5
	Evap dT	23.5	21.7	18.3	14.8	23.5	21.6	18.2	14.7	23.7	21.9	18.5	15.0	23.5	21.6	18.2	14.7	23.2	21.4	18.0	14.4	24.4	22.5	19.1	15.6
	Pr Suc	118.8	120.2	123.3	128.3	126.0	127.5	130.5	135.5	132.3	133.8	136.8	141.8	137.6	139.1	142.1	147.2	142.9	144.3	147.3	152.4	149.4	150.9	153.9	158.9
	Pr Dis	283.1	284.3	286.3	291.2	327.6	328.9	330.8	335.8	374.3	375.5	377.5	382.4	424.6	425.8	427.8	432.7	478.8	480.0	482.0	486.9	536.6	537.8	539.8	544.7
ODamps	28.6	28.5	28.5	28.8	32.7	32.7	32.6	32.9	37.4	37.3	37.3	37.6	42.4	42.3	42.3	42.6	48.0	47.9	47.9	48.2	54.5	54.5	54.4	54.8	
TotalPower	7,314	7,307	7,292	7,361	8,221	8,214	8,198	8,268	9,233	9,226	9,211	9,280	10,329	10,322	10,306	10,376	11,553	11,546	11,530	11,600	12,989	12,982	12,966	13,036	
Capacity	121,698	123,394	126,980	132,458	120,624	122,319	125,906	131,384	117,489	119,185	122,771	128,249	112,096	113,791	117,377	122,855	105,504	107,200	110,786	116,264	99,486	101,182	104,768	110,246	
S/T	0.8	0.7	0.6	0.4	0.8	0.7	0.6	0.4	1.0	0.7	0.6	0.5	1.0	0.8	0.6	0.5	1.0	0.8	0.6	0.5	1.0	0.8	0.7	0.6	
Evap dT	22.7	20.8	17.4	13.9	22.6	20.8	17.4	13.8	22.9	21.0	17.6	14.1	22.6	20.8	17.4	13.8	22.3	20.5	17.1	13.6	23.5	21.7	18.3	14.7	
Pr Suc	120.2	121.7	124.7	129.7	127.4	128.9	131.9	136.9	133.7	135.2	138.2	143.2	139.0	140.5	143.5	148.6	144.3	145.7	148.7	153.8	150.8	152.3	155.3	160.4	
Pr Dis	285.0	286.2	288.2	293.1	329.5	330.8	332.8	337.7	376.2	377.4	379.4	384.4	426.5	427.7	429.7	434.6	480.7	481.9	483.9	488.8	538.5	539.7	541.7	546.6	
ODamps	28.7	28.7	28.6	29.0	32.9	32.9	32.8	33.1	37.5	37.5	37.4	37.7	42.5	42.5	42.4	42.8	48.1	48.1	48.0	48.4	54.7	54.7	54.6	54.9	
TotalPower	7,351	7,344	7,328	7,398	8,258	8,251	8,235	8,305	9,270	9,263	9,248	9,317	10,366	10,359	10,343	10,412	11,590	11,583	11,567	11,636	13,026	13,019	13,003	13,072	
Capacity	123,185	124,881	128,467	133,945	122,111	123,806	127,392	132,870	118,976	120,671	124,258	129,736	113,582	115,278	118,864	124,342	106,991	108,686	112,273	117,751	100,973	102,669	106,255	111,733	
S/T	0.8	0.7	0.6	0.5	0.8	0.7	0.6	0.5	1.0	0.8	0.6	0.5	1.0	0.8	0.6	0.5	1.0	0.8	0.7	0.5	1.0	0.9	0.7	0.6	
Evap dT	21.9	20.1	16.7	13.1	21.9	20.0	16.6	13.1	22.1	20.3	16.9	13.3	21.8	20.0	16.6	13.1	21.6	19.8	16.4	12.8	22.7	20.9	17.5	14.0	
Pr Suc	121.7	123.2	126.2	131.2	128.9	130.4	133.4	138.4	135.2	136.7	139.7	144.7	140.6	142.0	145.0	150.1	145.8	147.3	150.3	155.3	152.4	153.8	156.8	161.9	
Pr Dis	286.9	288.1	290.1	295.0	331.4	332.6	334.6	339.5	378.1	379.3	381.3	386.2	428.3	429.6	431.6	436.5	482.5	483.8	485.7	490.7	540.4	541.6	543.6	548.5	
ODamps	28.9	28.9	28.8	29.1	33.0	33.0	32.9	33.3	37.7	37.6	37.6	37.9	42.7	42.7	42.6	42.9	48.3	48.3	48.2	48.5	54.9	54.8	54.8	55.1	
TotalPower	7,383	7,376	7,360	7,430	8,290	8,283	8,267	8,337	9,302	9,295	9,280	9,349	10,398	10,391	10,375	10,444	11,622	11,615	11,599	11,668	13,058	13,051	13,035	13,104	

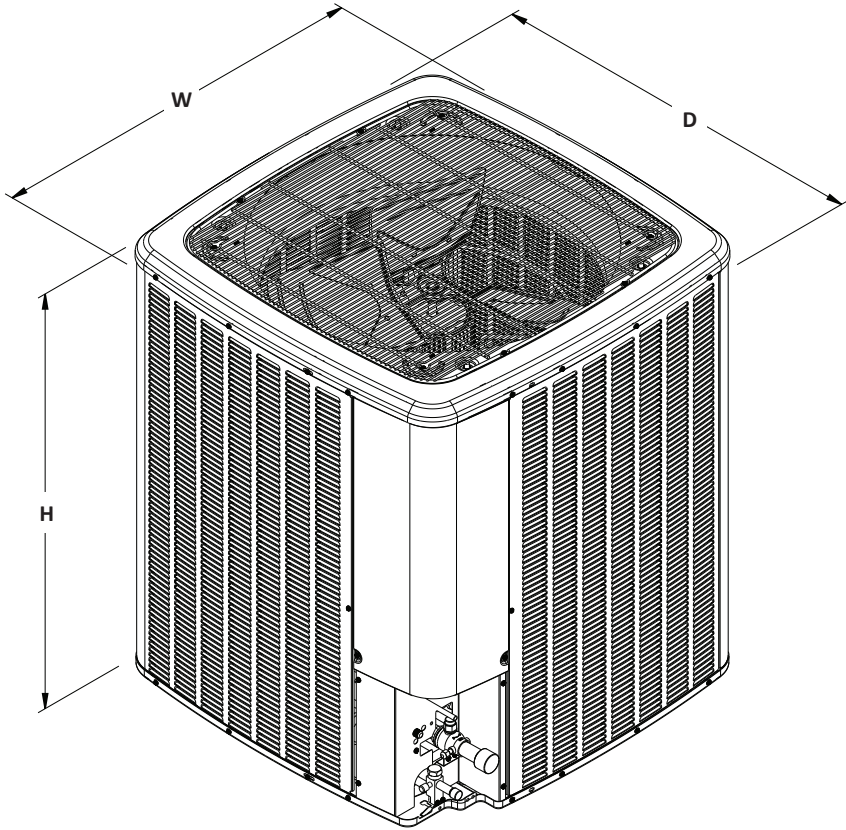
IDB: Entering Indoor Dry Bulb Temperature
 High and low pressures are measured at the liquid and suction service valves.
 Shaded area reflects ACCA (TVA) conditions
 Amps = outdoor unit amps (comp.+fan)
 kW = Total system power

IDB	AIRFLOW	OUTDOOR AMBIENT TEMPERATURE												ENTERING INDOOR WET BULB TEMPERATURE											
		65°F				75°F				85°F				95°F				105°F				115°F			
		59	63	67	71	59	63	67	71	59	63	67	71	59	63	67	71	59	63	67	71	59	63	67	71
80	Capacity	121,037	122,732	126,319	131,797	119,962	121,658	125,244	130,722	116,827	118,523	122,109	127,587	111,434	113,130	116,716	122,194	104,842	106,538	110,124	115,602	98,825	100,520	104,107	109,585
	S/T	0.9	0.8	0.6	0.5	1.0	0.8	0.7	0.5	1.0	0.8	0.7	0.5	1.0	0.8	0.7	0.6	1.0	0.8	0.7	0.6	1.0	1.0	0.8	0.6
	Evap dT	27.6	25.7	22.3	18.8	27.5	25.7	22.3	18.7	27.8	25.9	22.5	19.0	27.5	25.7	22.3	18.7	27.3	25.4	22.0	18.5	28.4	26.6	23.2	19.6
	Pr Suc	119.3	120.8	123.8	128.8	126.5	128.0	131.0	136.0	132.8	134.3	137.3	142.3	138.2	139.6	142.6	147.7	143.4	144.9	147.9	152.9	149.9	151.4	154.4	159.5
	Pr Dis	283.6	284.8	286.8	291.7	328.2	329.4	331.4	336.3	374.8	376.1	378.0	383.0	425.1	426.3	428.3	433.2	479.3	480.5	482.5	487.4	537.1	538.3	540.3	545.2
	ODamps	28.6	28.6	28.5	28.8	32.7	32.7	32.6	33.0	37.4	37.4	37.3	37.6	42.4	42.4	42.3	42.6	48.0	48.0	47.9	48.2	54.6	54.5	54.5	54.8
	TotalPower	7,319	7,312	7,296	7,366	8,226	8,219	8,203	8,273	9,238	9,231	9,216	9,285	10,334	10,327	10,311	10,380	11,558	11,550	11,535	11,604	12,994	12,986	12,971	13,040
	Capacity	122,320	124,016	127,602	133,080	121,246	122,941	126,528	132,006	118,111	119,807	123,393	128,871	112,717	114,413	117,999	123,477	106,126	107,821	111,408	116,886	100,108	101,804	105,390	110,868
	S/T	0.9	0.8	0.7	0.6	1.0	0.8	0.7	0.6	1.0	0.9	0.7	0.6	1.0	0.9	0.7	0.6	1.0	1.0	0.8	0.6	1.0	1.0	0.8	0.7
	Evap dT	26.7	24.9	21.5	17.9	26.7	24.8	21.4	17.9	26.9	25.1	21.7	18.1	26.6	24.8	21.4	17.9	26.4	24.6	21.2	17.6	27.5	25.7	22.3	18.8
Pr Suc	120.7	122.2	125.2	130.2	127.9	129.4	132.4	137.4	134.2	135.7	138.7	143.7	139.6	141.0	144.0	149.1	144.8	146.3	149.3	154.3	151.4	152.8	155.8	160.9	
Pr Dis	285.5	286.7	288.7	293.6	330.1	331.3	333.3	338.2	376.7	378.0	380.0	384.9	427.0	428.2	430.2	435.1	481.2	482.4	484.4	489.3	539.0	540.2	542.2	547.1	
ODamps	28.8	28.7	28.7	29.0	32.9	32.9	32.8	33.1	37.6	37.5	37.4	37.8	42.6	42.5	42.5	42.8	48.2	48.1	48.1	48.4	54.7	54.7	54.6	55.0	
TotalPower	7,356	7,349	7,333	7,403	8,263	8,256	8,240	8,309	9,275	9,268	9,252	9,322	10,370	10,363	10,348	10,417	11,594	11,587	11,572	11,641	13,030	13,023	13,008	13,077	
Capacity	123,807	125,503	129,089	134,567	122,732	124,428	128,014	133,492	119,598	121,293	124,879	130,358	114,204	115,900	119,486	124,964	107,613	109,308	112,894	118,372	101,595	103,291	106,877	112,355	
S/T	0.9	0.9	0.7	0.6	1.0	0.9	0.7	0.6	1.0	0.9	0.7	0.6	1.0	0.9	0.8	0.6	1.0	1.0	0.8	0.7	1.0	1.0	0.8	0.7	
Evap dT	25.9	24.1	20.7	17.2	25.9	24.1	20.7	17.1	26.2	24.3	20.9	17.4	25.9	24.1	20.6	17.1	25.6	23.8	20.4	16.9	26.8	25.0	21.5	18.0	
Pr Suc	122.2	123.7	126.7	131.8	129.4	130.9	133.9	139.0	135.7	137.2	140.2	145.3	141.1	142.5	145.6	150.6	146.3	147.8	150.8	155.8	152.9	154.3	157.4	162.4	
Pr Dis	287.4	288.6	290.6	295.5	331.9	333.2	335.1	340.1	378.6	379.8	381.8	386.7	428.9	430.1	432.1	437.0	483.0	484.3	486.3	491.2	540.9	542.1	544.1	549.0	
ODamps	28.9	28.9	28.8	29.1	33.1	33.0	33.0	33.3	37.7	37.7	37.6	37.9	42.7	42.7	42.6	42.9	48.3	48.3	48.2	48.5	54.9	54.9	54.8	55.1	
TotalPower	7,388	7,381	7,365	7,435	8,295	8,288	8,272	8,341	9,307	9,300	9,284	9,354	10,402	10,395	10,380	10,449	11,626	11,619	11,604	11,673	13,062	13,055	13,040	13,109	

Capacity	123,060	124,755	128,342	133,820	121,985	123,681	127,267	132,745	118,850	120,546	124,132	129,610	113,457	115,152	118,739	124,217	106,865	108,561	112,147	117,625	100,848	102,543	106,130	111,608
S/T	1.0	0.9	0.7	0.6	1.0	0.9	0.8	0.6	1.0	1.0	0.8	0.6	1.0	1.0	0.8	0.7	1.0	1.0	0.8	0.7	1.0	1.0	0.9	0.7
Evap dT	31.1	29.3	25.9	22.4	31.1	29.3	25.9	22.3	31.4	29.5	26.1	22.6	31.1	29.3	25.8	22.3	30.8	29.0	25.6	22.1	32.0	30.2	26.7	23.2
Pr Suc	121.1	122.5	125.6	130.6	128.3	129.7	132.8	137.8	134.6	136.1	139.1	144.1	139.9	141.4	144.4	149.5	145.2	146.6	149.6	154.7	151.7	153.2	156.2	161.2
Pr Dis	284.9	286.2	288.1	293.1	329.5	330.7	332.7	337.6	376.2	377.4	379.4	384.3	426.4	427.6	429.6	434.6	480.6	481.8	483.8	488.7	538.4	539.7	541.7	546.6
ODamps	28.7	28.6	28.6	28.9	32.8	32.8	32.7	33.0	37.5	37.4	37.4	37.7	42.5	42.4	42.4	42.7	48.1	48.0	48.0	48.3	54.6	54.6	54.5	54.9
TotalPower	7,336	7,329	7,314	7,383	8,243	8,236	8,221	8,290	9,256	9,248	9,233	9,302	10,351	10,344	10,328	10,398	11,575	11,568	11,552	11,622	13,011	13,004	12,988	13,058
Capacity	124,343	126,039	129,625	135,103	123,269	124,964	128,550	134,028	120,134	121,829	125,416	130,894	114,740	116,436	120,022	125,500	108,149	109,844	113,431	118,909	102,131	103,827	107,413	112,891
S/T	1.0	0.9	0.8	0.7	1.0	0.9	0.8	0.7	1.0	1.0	0.8	0.7	1.0	1.0	0.8	0.7	1.0	1.0	0.9	0.7	1.0	1.0	0.9	0.8
Evap dT	30.3	28.5	25.0	21.5	30.2	28.4	25.0	21.5	30.5	28.7	25.3	21.7	30.2	28.4	25.0	21.4	30.0	28.1	24.7	21.2	31.1	29.3	25.9	22.3
Pr Suc	122.5	123.9	127.0	132.0	129.7	131.2	134.2	139.2	136.0	137.5	140.5	145.5	141.3	142.8	145.8	150.9	146.6	148.0	151.0	156.1	153.1	154.6	157.6	162.6
Pr Dis	286.8	288.1	290.0	295.0	331.4	332.6	334.6	339.5	378.1	379.3	381.3	386.2	428.3	429.6	431.5	436.5	482.5	483.7	485.7	490.6	540.3	541.6	543.6	548.5
ODamps	28.8	28.8	28.7	29.1	33.0	33.0	32.9	33.2	37.6	37.6	37.5	37.8	42.6	42.6	42.5	42.9	48.2	48.2	48.1	48.5	54.8	54.8	54.7	55.0
TotalPower	7,373	7,366	7,351	7,420	8,280	8,273	8,257	8,327	9,292	9,285	9,270	9,339	10,388	10,381	10,365	10,435	11,612	11,605	11,589	11,659	13,048	13,041	13,025	13,094
Capacity	125,830	127,526	131,112	136,590	124,755	126,451	130,037	135,515	121,620	123,316	126,902	132,380	116,227	117,923	121,509	126,987	109,635	111,331	114,917	120,395	103,618	105,313	108,900	114,378
S/T	1.0	0.9	0.8	0.7	1.0	0.9	0.8	0.7	1.0	1.0	0.8	0.7	1.0	1.0	0.9	0.7	1.0	1.0	0.9	0.7	1.0	1.0	1.0	0.8
Evap dT	29.5	27.7	24.3	20.8	29.5	27.7	24.2	20.7	29.7	27.9	24.5	21.0	29.5	27.6	24.2	20.7	29.2	27.4	24.0	20.5	30.4	28.5	25.1	21.6
Pr Suc	124.0	125.5	128.5	133.5	131.2	132.7	135.7	140.7	137.5	139.0	142.0	147.0	142.9	144.3	147.3	152.4	148.1	149.6	152.6	157.6	154.7	156.1	159.1	164.2
Pr Dis	288.7	289.9	291.9	296.8	333.3	334.5	336.5	341.4	379.9	381.2	383.1	388.1	430.2	431.4	433.4	438.3	484.4	485.6	487.6	492.5	542.2	543.4	545.4	550.3
ODamps	29.0	29.0	28.9	29.2	33.1	33.1	33.0	33.4	37.8	37.7	37.7	38.0	42.8	42.8	42.7	43.0	48.4	48.4	48.3	48.6	55.0	54.9	54.9	55.2
TotalPower	7,405	7,398	7,383	7,452	8,312	8,305	8,289	8,359	9,324	9,317	9,302	9,371	10,420	10,413	10,397	10,467	11,644	11,637	11,621	11,691	13,080	13,073	13,057	13,126

IDB: Entering Indoor Dry Bulb Temperature
 High and low pressures are measured at the liquid and suction service valves.
 Shaded area reflects AHRI conditions
 Amps = outdoor unit amps (comp.+fan)
 kW = Total system power

DIMENSIONS



MODELS	DIMENSIONS		
	W"	D"	H"
DC6TE09030A*	35½"	35½"	41½"
DC6TE09040A*	35½"	35½"	41½"
DC6TE12030A*	35½"	35½"	41½"
DC6TE12040A*	35½"	35½"	41½"

POWER AND CONTROLS WIRING DIAGRAM
DH6TE 090-120, 3PH

NOTES

1. REPLACEMENT WIRE MUST BE SAME SIZE AND TYPE OF INSULATION AS ORIGINAL (AT LEAST 105° C). USE COPPER CONDUCTORS ONLY. USE N.E.C. CLASS 2 WIRE FOR ALL LOW VOLTAGE FIELD CONNECTIONS.

2. TO INDOOR UNIT'S LOW VOLTAGE TERMINAL BLOCK AND THERMOSTAT. W1 WIRE IS USED TO COMMAND THE INDOOR UNIT'S AUXILIARY HEAT (IF INSTALLED)

COMPONENT LEGEND

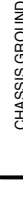
- CC COMPRESSOR CONTACTOR
- CCH CRANKCASE HEATER
- CCX COMPRESSOR CONTACTOR AUXILIARY
- CM CONDENSER MOTOR
- COMP COMPRESSOR
- DFCB DEFROST CONTROL BOARD
- DFT DEFROST TEMPERATURE SWITCH
- DR DEFROST RELAY
- GND EQUIPMENT GROUND
- HPS HIGH PRESSURE SWITCH
- LPS LOW PRESSURE SWITCH
- LVJB LOW VOLTAGE JUNCTION BOX
- PLF FEMALE PLUG / CONNECTOR
- PLM MALE PLUG / CONNECTOR
- RV REVERSING VALVE

WIRE CODE

- BK BLACK
- BL BLUE
- BL/PK BLUE WITH PINK STRIPE
- BR BROWN
- GR GREEN
- GY GRAY
- OR ORANGE
- PK PINK
- PU PURPLE
- RD RED
- WH WHITE
- YL YELLOW
- YL/PK YELLOW WITH PINK STRIPE

FACTORY WIRING

- HIGH VOLTAGE
- - - LOW VOLTAGE
- · - · - OPTIONAL HIGH VOLTAGE
- · - · - OPTIONAL LOW VOLTAGE



CHASSIS GROUND

FIELD WIRING

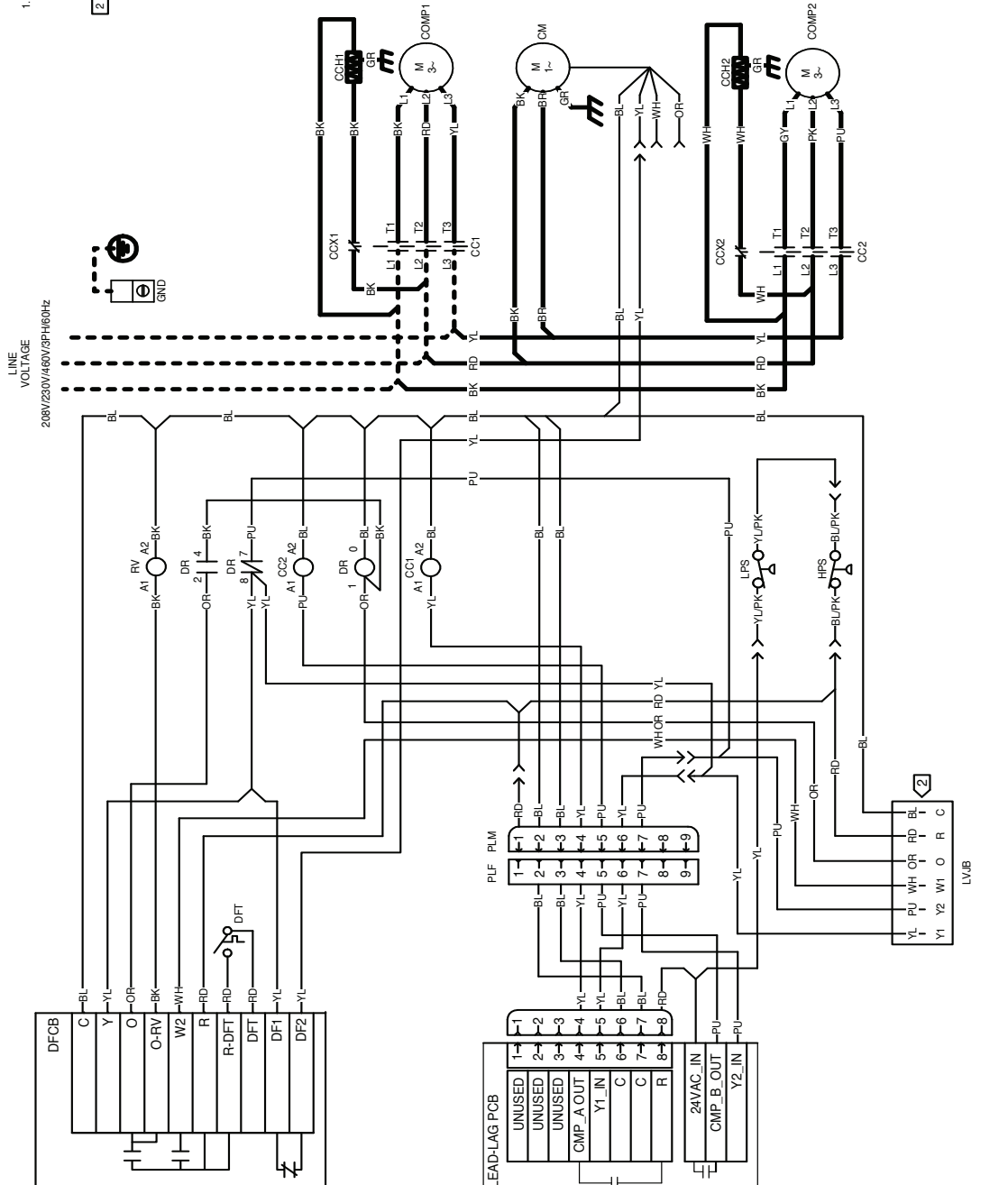
- HIGH VOLTAGE
- - - LOW VOLTAGE



EARTH GROUND



0140R01455-A



Wiring is subject to change. Always refer to the wiring diagram on the unit for the most up-to-date wiring.



WARNING

High Voltage: Disconnect all power before servicing or installing this unit. Multiple power sources may be present. Failure to do so may cause property damage, personal injury, or death.

MODEL #	DESCRIPTION	DH6TE 09030A*	DH6TE 09040A*	DH6TE 12030A*	DH6TE 12040A*
ABK-20	Anchor Bracket Kit	X	X	X	X
LSK01A	Solenoid Kit	X	X	X	X
LAKT01AC	Low Ambient Kit	X	X	X	X
OT18-60-02A	Outdoor Thermostat	X	X	X	X
0130L20000	Crankcase Heater	X		X	
0130L20001	Crankcase Heater	X		X	
0130L20002	Crankcase Heater		X		X
0130L20003	Crankcase Heater		X		X

