

**HIGH-EFFICIENCY
R-32 SPLIT SYSTEM HEAT PUMP
UP TO 16 SEER2 & 8.2 HSPF2
1½ TO 5 TONS**



Contents

Nomenclature..... 2
 Product Specifications..... 3
 Expanded Cooling Data 4
 Expanded Heating Data..... 18
 Performance Data 20
 Dimensions 21
 Wiring Diagrams 22
 Accessories 24

R32

Standard Features

- High-efficiency scroll compressor
- SmartShift® technology to ensure quiet reliable defrost
- Enhanced aluminum fin with coil-5mm diameter copper tubes in 1.5T-3.5 ton
- Enhanced aluminum fin coil with 7mm diameter copper tubes 4.0-5.0 ton
- Single-speed PSC condenser fan motor
- Factory-installed suction-line accumulator
- Factory-installed compressor crankcase heater
- Factory-installed high-capacity muffler
- High- and low-pressure switches
- Service valves with sweat connections and easy access to gauge ports
- Fully charged for 15' of tubing length
- Ground lug connection
- Fully enclosed contactor
- Capacitor with extended life
- AHRI Certified; ETL Listed

Cabinet Features

- Removable grille style top design compliant with UL 60335-2-40
- Steel louver coil guard
- Heavy-gauge galvanized-steel cabinet
- Attractive Architectural Gray powder-paint finish with 500-hour salt-spray approval
- Top and side maintenance access
- Single panel access to controls with space provided for field-installed accessories
- When properly anchored, meets the 2023 Florida Building Code unit integrity requirements for hurricane-type winds (Anchor bracket kits available.)



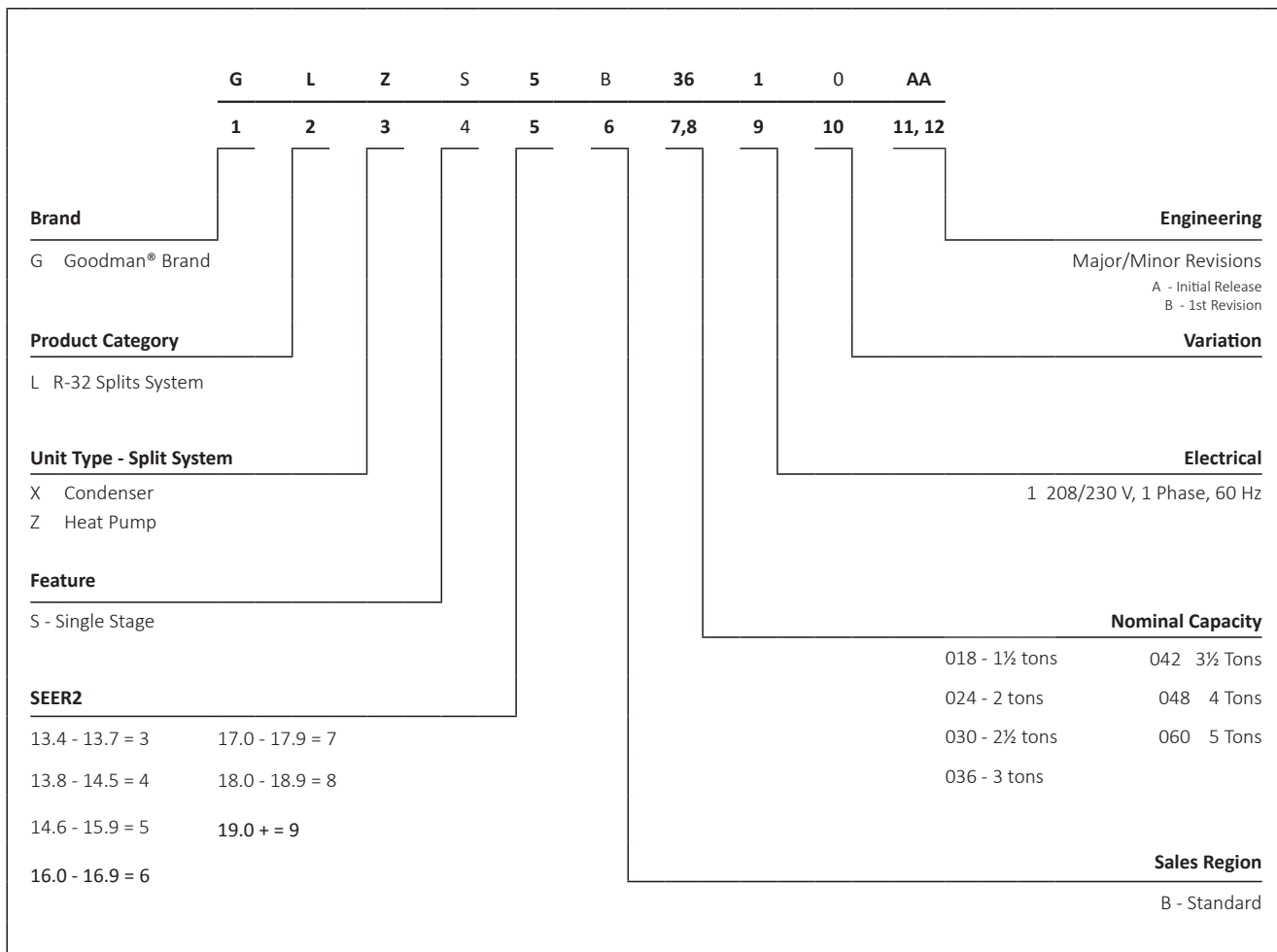
Proper sizing and installation of equipment is critical to achieve optimal performance. Split system air conditioners and heat pumps must be matched with appropriate coil components to meet ENERGY STAR® criteria. Ask your contractor for details or visit www.energystar.gov.










* Complete warranty details available from your local dealer or at www.goodmanmfg.com. To receive the 10-Year Parts Limited Warranty, online registration must be completed within 60 days of installation. Online registration is not required in California or Québec. The duration of warranty coverage in Texas and Florida differs in some cases.



NOMENCLATURE



	GLZS5BA 1810A*	GLZS5BA 2410A*	GLZS5BA 3010A*	GLZS5BA 3610A*	GLZS5BA 4210A*	GLZS5BA 4810A*	GLZS5BA 6010A*
NOMINAL CAPACITIES							
Cooling (BTU/h)	18,000	24,000	30,000	36,000	42,000	48,000	60,000
Heating (BTU/h)	18,000	24,000	30,000	36,000	42,000	48,000	60,000
SEER2	15.2	15.2	15.2	15.2	15.2	15.2	15.2
Decibels	70.0	73.0	73.0	71.1	72.0	73.6	74.8
COMPRESSOR							
RLA	9.3	11.4	12.9	18.4	16.1	21.6	30.2
LRA	44.3	59.3	76.0	88.0	112.2	127.7	178.0
Stage	Single	Single	Single	Single	Single	Single	Two
Type	Scroll	Scroll	Scroll	Scroll	Scroll	Scroll	Scroll
CONDENSER FAN MOTOR							
Horsepower	1/6	1/6	1/6	1/6	1/4	1/4	1/5
FLA	0.95	0.95	0.97	1.0	1.3	1.3	1.0
REFRIGERATION SYSTEM							
Refrigerant Line Size ¹							
Liquid Line Size ("O.D.)	¼"	¼"	¼"	⅜"	⅜"	⅜"	⅜"
Suction Line Size ("O.D.)	⅝"	⅝"	⅝"	¾"	⅞"	⅞"	⅞"
Refrigerant Connection Size							
Liquid Valve Size ("O.D.)	⅜"	⅜"	⅜"	⅜"	⅜"	⅜"	⅜"
Suction Valve Size ("O.D.)	¾"	¾"	¾"	¾"	⅞"	⅞"	⅞"
Valve Connection Type	Sweat	Sweat	Sweat	Sweat	Sweat	Sweat	Sweat
Refrigerant Charge (oz.)	88	83	94	95	139	174	185
ELECTRICAL DATA							
Volts/Phase (60 Hz)	208/230	208/230	208/230	208/230	208/230	208/230	208/230
Minimum Circuit Ampacity ²	12.6	15.2	17.1	24.0	21.4	28.3	38.8
Max. Overcurrent Protection ³	20	25	25	40	35	45	60
Min / Max Volts	197/253	197/253	197/253	197/253	197/253	197/253	197/253
Electrical Conduit Size	1/2" or 3/4"	1/2" or 3/4"	1/2" or 3/4"	1/2" or 3/4"	1/2" or 3/4"	1/2" or 3/4"	1/2" or 3/4"
UNIT WEIGHTS							
Equipment Weight	171	171	215	222	257	264	309
Shipping Weight	186	213	235	242	277	284	329
ENERGY STAR® CERTIFIED							
							

¹ Tested and rated in accordance with AHRI Standard 210/240

² Wire size should be determined in accordance with National Electrical Codes; extensive wire runs will require larger wire sizes

³ Must use time-delay fuses or HACR-type circuit breakers of the same size as noted.

NOTES

- Always check the S&R plate for electrical data on the unit being installed.
- Installer will need to supply ⅞" to 1¼" adapters for suction line connections.
- Unit is charged with refrigerant for 15' of ⅜" liquid line. System charge must be adjusted per Installation Instructions Final Charge Procedure.
- Installation of these units requires the specified TXV Kit to be installed on the indoor coil.
THE SPECIFIED TXV IS DETERMINED BY THE OUTDOOR UNIT NOT THE INDOOR COIL.

ENERGY STAR NOTES

Proper sizing and installation of equipment is critical to achieving optimal performance. Split system air conditioners and heat pumps must be matched with appropriate coil components to meet **ENERGY STAR** criteria. Ask your contractor for details or visit www.energystar.gov. The www.energystar.gov website provides up-to-date system combinations certified to meet **ENERGY STAR** requirements.

COOLING DATA — GLZS5BA1810A*+AMST24CU1300A*

IDB		OUTDOOR AMBIENT TEMPERATURE																							
		65°F				75°F				85°F				95°F				105°F				115°F			
		59	63	67	71	59	63	67	71	59	63	67	71	59	63	67	71	59	63	67	71	59	63	67	71
		ENTERING INDOOR WET BULB TEMPERATURE																							
		AIRFLOW																							
70	MBh	18.2	18.5	19.0	-	18.1	18.3	18.9	-	17.6	17.8	18.4	-	16.8	17.0	17.6	-	15.8	16.0	16.6	-	14.8	15.1	15.6	-
	S/T	0.54	0.47	0.34	-	0.54	0.47	0.35	-	0.57	0.50	0.37	-	0.58	0.51	0.39	-	1.00	0.53	0.41	-	1.00	0.58	0.46	-
	ΔT	22	20	16	-	22	20	16	-	22	20	17	-	22	20	16	-	22	20	16	-	23	21	17	-
	kW	1.05	1.05	1.05	-	1.17	1.17	1.17	-	1.30	1.30	1.30	-	1.44	1.44	1.44	-	1.61	1.60	1.60	-	1.79	1.79	1.79	-
	Amps	4.1	4.1	4.1	-	4.6	4.6	4.6	-	5.2	5.2	5.2	-	5.9	5.9	5.9	-	6.6	6.6	6.6	-	7.5	7.5	7.5	-
70	MBh	18.6	18.8	19.4	-	18.4	18.6	19.2	-	17.9	18.2	18.7	-	17.1	17.3	17.9	-	16.1	16.3	16.9	-	15.2	15.4	16.0	-
	S/T	0.62	0.55	0.42	-	0.63	0.56	0.43	-	0.65	0.58	0.45	-	1.00	0.60	0.47	-	1.00	0.62	0.49	-	1.00	0.67	0.54	-
	ΔT	20	18	15	-	20	18	15	-	21	19	15	-	20	18	15	-	20	18	14	-	21	19	16	-
	kW	1.06	1.06	1.06	-	1.18	1.18	1.17	-	1.31	1.31	1.31	-	1.45	1.45	1.45	-	1.61	1.61	1.61	-	1.80	1.80	1.80	-
	Amps	4.1	4.1	4.1	-	4.7	4.7	4.6	-	5.3	5.3	5.3	-	5.9	5.9	5.9	-	6.7	6.7	6.6	-	7.5	7.5	7.5	-
70	MBh	18.7	19.0	19.5	-	18.5	18.8	19.3	-	18.1	18.3	18.9	-	17.2	17.5	18.0	-	16.2	16.5	17.0	-	15.3	15.6	16.1	-
	S/T	0.64	0.57	0.44	-	0.65	0.58	0.45	-	0.67	0.60	0.47	-	1.00	0.62	0.49	-	1.00	0.64	0.51	-	1.00	0.69	0.56	-
	ΔT	20	18	14	-	20	18	14	-	20	18	14	-	20	18	14	-	19	18	14	-	21	19	15	-
	kW	1.06	1.06	1.06	-	1.18	1.18	1.18	-	1.31	1.31	1.31	-	1.46	1.46	1.45	-	1.62	1.62	1.61	-	1.81	1.80	1.80	-
	Amps	4.1	4.1	4.1	-	4.7	4.7	4.7	-	5.3	5.3	5.3	-	5.9	5.9	5.9	-	6.7	6.7	6.7	-	7.5	7.5	7.5	-

75	MBh	18.2	18.5	19.0	19.9	18.1	18.3	18.9	19.7	17.6	17.9	18.4	19.2	16.8	17.0	17.6	18.4	15.8	16.0	16.6	17.4	14.9	15.1	15.7	16.5
	S/T	0.66	0.59	0.46	0.33	0.66	0.59	0.47	0.33	1.00	0.62	0.49	0.36	1.00	0.63	0.51	0.37	1.00	0.65	0.53	0.39	1.00	1.00	0.58	0.44
	ΔT	26	25	21	17	26	24	21	17	27	25	21	17	26	24	21	17	26	24	20	17	27	25	22	18
	kW	1.05	1.05	1.05	1.1	1.17	1.17	1.16	1.2	1.30	1.30	1.30	1.3	1.44	1.44	1.44	1.5	1.60	1.60	1.60	1.6	1.79	1.79	1.79	1.8
	Amps	4.1	4.1	4.1	4.1	4.6	4.6	4.6	4.6	5.2	5.2	5.2	5.3	5.9	5.9	5.9	5.9	6.6	6.6	6.6	6.6	7.5	7.5	7.5	7.5
75	MBh	18.6	18.8	19.4	20.2	18.4	18.7	19.2	20.0	17.9	18.2	18.7	19.6	17.1	17.4	17.9	18.7	16.1	16.4	16.9	17.7	15.2	15.4	16.0	16.8
	S/T	0.74	0.67	0.55	0.41	0.75	0.68	0.55	0.42	1.00	0.70	0.57	0.44	1.00	0.72	0.59	0.46	1.00	0.74	0.61	0.48	1.00	1.00	0.66	0.53
	ΔT	25	23	19	15	25	23	19	15	25	23	19	15	25	23	19	15	24	22	19	15	26	24	20	16
	kW	1.06	1.06	1.05	1.06	1.18	1.18	1.17	1.18	1.31	1.31	1.31	1.32	1.45	1.45	1.45	1.46	1.61	1.61	1.61	1.62	1.80	1.80	1.80	1.81
	Amps	4.1	4.1	4.1	4.1	4.7	4.7	4.6	4.7	5.3	5.3	5.3	5.3	5.9	5.9	5.9	6.0	6.7	6.7	6.6	6.7	7.5	7.5	7.5	7.5
75	MBh	18.7	19.0	19.5	20.3	18.5	18.8	19.3	20.2	18.1	18.3	18.9	19.7	17.2	17.5	18.0	18.9	16.2	16.5	17.0	17.9	15.3	15.6	16.1	17.0
	S/T	0.76	0.69	0.56	0.43	1.00	0.70	0.57	0.44	1.00	0.72	0.59	0.46	1.00	0.74	0.61	0.48	1.00	0.76	0.63	0.50	1.00	1.00	0.68	0.55
	ΔT	24	22	19	15	24	22	18	15	24	22	19	15	24	22	18	15	24	22	18	14	25	23	19	16
	kW	1.06	1.06	1.06	1.1	1.18	1.18	1.18	1.2	1.31	1.31	1.31	1.3	1.46	1.45	1.45	1.5	1.62	1.62	1.61	1.6	1.80	1.80	1.80	1.8
	Amps	4.1	4.1	4.1	4.2	4.7	4.7	4.7	4.7	5.3	5.3	5.3	5.3	5.9	5.9	5.9	6.0	6.7	6.7	6.7	6.7	7.5	7.5	7.5	7.6

IDB: Entering Indoor Dry Bulb Temperature
 High and low pressures are measured at the liquid and suction service valves.
 Shaded area reflects ACCA (TVA) Rating Conditions.
 kW = Total system power
 Amps = Outdoor unit amps (compressor + fan)

COOLING DATA — GLZS5BA1810A*+AMST24CU1300A* (CONT.)

IDB	AIRFLOW	OUTDOOR AMBIENT TEMPERATURE																							
		65°F				75°F				85°F				95°F				105°F				115°F			
		59	63	67	71	59	63	67	71	59	63	67	71	59	63	67	71	59	63	67	71	59	63	67	71
80	MBh	18.3	18.6	19.1	20.0	18.2	18.4	19.0	19.8	17.7	18.0	18.5	19.3	16.9	17.1	17.7	18.5	15.9	16.1	16.7	17.5	14.9	15.2	15.8	16.6
	S/T	1.00	0.70	0.58	0.44	1.00	0.71	0.58	0.45	1.00	0.73	0.61	0.47	1.00	0.75	0.62	0.49	1.00	1.00	0.65	0.51	1.00	1.00	0.69	0.56
	ΔT	31	29	25	21	31	29	25	21	31	29	25	22	31	29	25	21	31	29	25	21	32	30	26	22
	kW	1.05	1.05	1.05	1.1	1.17	1.17	1.17	1.2	1.30	1.30	1.30	1.3	1.44	1.44	1.44	1.5	1.61	1.60	1.60	1.6	1.79	1.79	1.79	1.8
	Amps	4.1	4.1	4.1	4.1	4.6	4.6	4.6	4.6	5.2	5.2	5.2	5.3	5.9	5.9	5.9	5.9	6.6	6.6	6.6	6.6	7.5	7.5	7.5	7.5
635	MBh	18.7	18.9	19.5	20.3	18.5	18.8	19.3	20.1	18.0	18.3	18.8	19.7	17.2	17.5	18.0	18.8	16.2	16.4	17.0	17.8	15.3	15.5	16.1	16.9
	S/T	1.00	0.79	0.66	0.53	1.00	0.80	0.67	0.53	1.00	0.82	0.69	0.56	1.00	1.00	0.71	0.58	1.00	1.00	0.73	0.60	1.00	1.00	0.78	0.65
	ΔT	29	27	23	20	29	27	23	20	29	27	24	20	29	27	23	20	29	27	23	19	30	28	24	20
	kW	1.06	1.06	1.06	1.06	1.18	1.18	1.17	1.18	1.31	1.31	1.31	1.32	1.45	1.45	1.45	1.46	1.61	1.61	1.61	1.62	1.80	1.80	1.80	1.81
	Amps	4.1	4.1	4.1	4.1	4.7	4.7	4.6	4.7	5.3	5.3	5.3	5.3	5.9	5.9	5.9	6.0	6.7	6.7	6.6	6.7	7.5	7.5	7.5	7.6
675	MBh	18.8	19.1	19.6	20.4	18.6	18.9	19.4	20.3	18.2	18.4	19.0	19.8	17.3	17.6	18.1	19.0	16.3	16.6	17.1	18.0	15.4	15.7	16.2	17.1
	S/T	1.00	0.81	0.68	0.55	1.00	0.81	0.69	0.55	1.00	0.84	0.71	0.58	1.00	1.00	0.73	0.60	1.00	1.00	0.75	0.62	1.00	1.00	0.80	0.66
	ΔT	29	27	23	19	29	27	23	19	29	27	23	19	29	27	23	19	28	26	23	19	30	28	24	20
	kW	1.06	1.06	1.06	1.1	1.18	1.18	1.18	1.2	1.31	1.31	1.31	1.3	1.46	1.46	1.45	1.5	1.62	1.62	1.61	1.6	1.81	1.80	1.80	1.8
	Amps	4.1	4.1	4.1	4.2	4.7	4.7	4.7	4.7	5.3	5.3	5.3	5.3	5.9	5.9	5.9	6.0	6.7	6.7	6.7	6.7	7.5	7.5	7.5	7.6

85	MBh	18.6	18.9	19.5	20.3	18.5	18.7	19.3	20.1	18.0	18.3	18.8	19.6	17.2	17.4	18.0	18.8	16.2	16.4	17.0	17.8	15.3	15.5	16.1	16.9
	S/T	1.00	0.80	0.67	0.54	1.00	0.80	0.68	0.54	1.00	1.00	0.70	0.57	1.00	1.00	0.72	0.59	1.00	1.00	0.74	0.61	1.00	1.00	1.00	0.65
	ΔT	35	33	29	25	35	33	29	25	35	33	29	25	35	33	29	25	34	32	29	25	36	34	30	26
	kW	1.05	1.05	1.05	1.1	1.17	1.17	1.17	1.2	1.30	1.30	1.30	1.3	1.45	1.45	1.44	1.5	1.61	1.61	1.60	1.6	1.80	1.80	1.79	1.8
	Amps	4.1	4.1	4.1	4.1	4.6	4.6	4.6	4.7	5.2	5.2	5.2	5.3	5.9	5.9	5.9	5.9	6.6	6.6	6.6	6.7	7.5	7.5	7.5	7.5
635	MBh	19.0	19.2	19.8	20.6	18.8	19.1	19.6	20.4	18.3	18.6	19.1	20.0	17.5	17.8	18.3	19.1	16.5	16.8	17.3	18.1	15.6	15.8	16.4	17.2
	S/T	1.00	0.88	0.76	0.62	1.00	1.00	0.76	0.63	1.00	1.00	0.79	0.65	1.00	1.00	0.80	0.67	1.00	1.00	0.83	0.69	1.00	1.00	1.00	0.74
	ΔT	33	31	27	24	33	31	27	23	33	31	28	24	33	31	27	23	33	31	27	23	34	32	28	24
	kW	1.06	1.06	1.06	1.07	1.18	1.18	1.18	1.19	1.31	1.31	1.31	1.32	1.46	1.46	1.45	1.46	1.62	1.62	1.61	1.62	1.80	1.80	1.80	1.81
	Amps	4.1	4.1	4.1	4.2	4.7	4.7	4.7	4.7	5.3	5.3	5.3	5.3	5.9	5.9	5.9	6.0	6.7	6.7	6.7	6.7	7.5	7.5	7.5	7.6
675	MBh	19.1	19.4	19.9	20.7	18.9	19.2	19.7	20.6	18.5	18.7	19.3	20.1	17.6	17.9	18.4	19.3	16.6	16.9	17.4	18.3	15.7	16.0	16.5	17.4
	S/T	1.00	0.90	0.78	0.64	1.00	1.00	0.78	0.65	1.00	1.00	0.81	0.67	1.00	1.00	0.82	0.69	1.00	1.00	1.00	0.71	1.00	1.00	1.00	0.76
	ΔT	33	31	27	23	33	31	27	23	33	31	27	23	32	30	27	23	32	30	26	23	33	31	28	24
	kW	1.06	1.06	1.06	1.1	1.18	1.18	1.18	1.2	1.31	1.31	1.31	1.3	1.46	1.46	1.46	1.5	1.62	1.62	1.62	1.6	1.81	1.81	1.80	1.8
	Amps	4.1	4.1	4.1	4.2	4.7	4.7	4.7	4.7	5.3	5.3	5.3	5.3	5.9	5.9	5.9	6.0	6.7	6.7	6.7	6.7	7.5	7.5	7.5	7.6

IDB: Entering Indoor Dry Bulb Temperature
 High and low pressures are measured at the liquid and suction service valves.
 Shaded area reflects AHRI Rating Conditions.
 kW = Total system power
 Amps = Outdoor unit amps (compressor + fan)

COOLING DATA — GLZS5BA2410A*+AMST24CU1300A*

IDB	AIRFLOW	OUTDOOR AMBIENT TEMPERATURE																							
		65°F				75°F				85°F				95°F				105°F				115°F			
		59	63	67	71	59	63	67	71	59	63	67	71	59	63	67	71	59	63	67	71	59	63	67	71
70	MBh	24.5	24.8	25.6	-	24.3	24.6	25.3	-	23.6	24.0	24.7	-	22.5	22.9	23.6	-	21.2	21.5	22.3	-	20.0	20.3	21.0	-
	S/T	0.61	0.54	0.41	-	0.62	0.55	0.41	-	0.65	0.57	0.44	-	1.00	0.59	0.46	-	1.00	0.61	0.48	-	1.00	0.66	0.53	-
	ΔT	19	18	14	-	19	18	14	-	20	18	14	-	19	17	14	-	19	17	14	-	20	18	15	-
	kW	1.38	1.38	1.37	-	1.55	1.54	1.54	-	1.73	1.73	1.73	-	1.93	1.93	1.93	-	2.16	2.16	2.15	-	2.42	2.42	2.42	-
	Amps	5.4	5.4	5.4	-	6.2	6.2	6.1	-	7.0	7.0	7.0	-	7.9	7.9	7.9	-	9.0	9.0	8.9	-	10.2	10.2	10.1	-
70	MBh	24.7	25.1	25.8	-	24.5	24.9	25.6	-	23.9	24.2	25.0	-	22.8	23.1	23.9	-	21.4	21.8	22.5	-	20.2	20.6	21.3	-
	S/T	0.66	0.58	0.45	-	0.66	0.59	0.45	-	0.69	0.61	0.48	-	1.00	0.63	0.50	-	1.00	0.65	0.52	-	1.00	0.71	0.57	-
	ΔT	19	17	13	-	18	17	13	-	19	17	14	-	18	17	13	-	18	16	13	-	19	18	14	-
	kW	1.39	1.38	1.38	-	1.55	1.55	1.55	-	1.74	1.74	1.73	-	1.94	1.94	1.94	-	2.16	2.16	2.16	-	2.43	2.43	2.42	-
	Amps	5.4	5.4	5.4	-	6.2	6.2	6.2	-	7.0	7.0	7.0	-	8.0	8.0	7.9	-	9.0	9.0	9.0	-	10.2	10.2	10.2	-
900	MBh	25.2	25.6	26.3	-	25.0	25.4	26.1	-	24.4	24.7	25.5	-	23.3	23.6	24.4	-	22.0	22.3	23.0	-	20.7	21.1	21.8	-
	S/T	0.70	0.62	0.49	-	0.70	0.63	0.49	-	1.00	0.65	0.52	-	1.00	0.67	0.54	-	1.00	0.69	0.56	-	1.00	1.00	0.61	-
	ΔT	17	16	12	-	17	16	12	-	18	16	12	-	17	15	12	-	17	15	12	-	18	16	13	-
	kW	1.39	1.39	1.39	-	1.56	1.56	1.56	-	1.75	1.75	1.74	-	1.95	1.95	1.94	-	2.17	2.17	2.17	-	2.44	2.44	2.43	-
	Amps	5.5	5.5	5.4	-	6.2	6.2	6.2	-	7.1	7.1	7.1	-	8.0	8.0	8.0	-	9.0	9.0	9.0	-	10.2	10.2	10.2	-

IDB	AIRFLOW	OUTDOOR AMBIENT TEMPERATURE																							
		65°F				75°F				85°F				95°F				105°F				115°F			
		59	63	67	71	59	63	67	71	59	63	67	71	59	63	67	71	59	63	67	71	59	63	67	71
700	MBh	24.5	24.8	25.6	26.7	24.3	24.6	25.4	26.5	23.6	24.0	24.7	25.8	22.5	22.9	23.6	24.7	21.2	21.6	22.3	23.4	20.0	20.3	21.1	22.2
	S/T	0.74	0.67	0.53	0.39	1.00	0.67	0.54	0.40	1.00	0.70	0.56	0.42	1.00	0.72	0.58	0.44	1.00	0.74	0.60	0.46	1.00	1.00	0.66	0.51
	ΔT	23	22	18	15	23	21	18	15	24	22	18	15	23	21	18	15	23	21	18	14	24	22	19	15
	kW	1.38	1.38	1.37	1.4	1.54	1.54	1.54	1.6	1.73	1.73	1.73	1.7	1.93	1.93	1.93	1.9	2.16	2.16	2.15	2.2	2.42	2.42	2.42	2.4
	Amps	5.4	5.4	5.4	5.4	6.2	6.1	6.1	6.2	7.0	7.0	7.0	7.0	7.9	7.9	7.9	8.0	9.0	8.9	8.9	9.0	10.2	10.2	10.1	10.2
75	MBh	24.8	25.1	25.8	26.9	24.5	24.9	25.6	26.7	23.9	24.2	25.0	26.1	22.8	23.1	23.9	25.0	21.5	21.8	22.5	23.6	20.2	20.6	21.3	22.4
	S/T	0.79	0.71	0.58	0.44	1.00	0.72	0.58	0.44	1.00	0.74	0.61	0.47	1.00	0.76	0.63	0.49	1.00	0.78	0.65	0.51	1.00	1.00	0.70	0.56
	ΔT	23	21	17	14	22	21	17	14	23	21	18	14	22	21	17	14	22	20	17	14	23	22	18	15
	kW	1.38	1.38	1.38	1.39	1.55	1.55	1.55	1.56	1.74	1.74	1.73	1.75	1.94	1.94	1.93	1.95	2.16	2.16	2.16	2.17	2.43	2.43	2.42	2.44
	Amps	5.4	5.4	5.4	5.5	6.2	6.2	6.2	6.2	7.0	7.0	7.0	7.1	8.0	7.9	7.9	8.0	9.0	9.0	9.0	9.0	10.2	10.2	10.2	10.2
900	MBh	25.3	25.6	26.3	27.5	25.0	25.4	26.1	27.2	24.4	24.8	25.5	26.6	23.3	23.7	24.4	25.5	22.0	22.3	23.0	24.2	20.7	21.1	21.8	22.9
	S/T	0.82	0.75	0.62	0.47	1.00	0.76	0.62	0.48	1.00	0.78	0.65	0.50	1.00	0.80	0.67	0.52	1.00	1.00	0.69	0.55	1.00	1.00	0.74	0.60
	ΔT	21	20	16	13	21	19	16	13	22	20	16	13	21	19	16	13	21	19	16	12	22	20	17	13
	kW	1.39	1.39	1.39	1.4	1.56	1.56	1.56	1.6	1.75	1.74	1.74	1.8	1.95	1.95	1.94	2.0	2.17	2.17	2.17	2.2	2.44	2.44	2.43	2.4
	Amps	5.5	5.5	5.4	5.5	6.2	6.2	6.2	6.3	7.1	7.1	7.1	7.1	8.0	8.0	8.0	8.0	9.0	9.0	9.0	9.1	10.2	10.2	10.2	10.3

IDB: Entering Indoor Dry Bulb Temperature
 High and low pressures are measured at the liquid and suction service valves.
 Shaded area reflects ACCA (TVA) Rating Conditions.
 kW = Total system power
 Amps = Outdoor unit amps (compressor + fan)

COOLING DATA — GLZS5BA2410A*+AMST24CU1300A* (CONT.)

IDB	AIRFLOW	OUTDOOR AMBIENT TEMPERATURE																							
		65°F				75°F				85°F				95°F				105°F				115°F			
		59	63	67	71	59	63	67	71	59	63	67	71	59	63	67	71	59	63	67	71	59	63	67	71
700	MBh	24.6	25.0	25.7	26.8	24.4	24.8	25.5	26.6	23.8	24.1	24.8	26.0	22.7	23.0	23.7	24.9	21.3	21.7	22.4	23.5	20.1	20.5	21.2	22.3
	S/T	1.00	0.79	0.66	0.52	1.00	0.80	0.66	0.52	1.00	0.82	0.69	0.55	1.00	1.00	0.71	0.57	1.00	1.00	0.73	0.59	1.00	1.00	0.78	0.64
	ΔT	27	26	22	19	27	26	22	19	28	26	22	19	27	25	22	19	27	25	22	18	28	26	23	19
	kW	1.38	1.38	1.37	1.4	1.55	1.54	1.54	1.6	1.73	1.73	1.73	1.7	1.93	1.93	1.93	1.9	2.16	2.16	2.15	2.2	2.42	2.42	2.42	2.4
	Amps	5.4	5.4	5.4	5.4	6.2	6.1	6.1	6.2	7.0	7.0	7.0	7.1	7.9	7.9	7.9	8.0	9.0	9.0	8.9	9.0	10.2	10.2	10.1	10.2
80	MBh	24.9	25.2	26.0	27.1	24.7	25.0	25.7	26.8	24.0	24.4	25.1	26.2	22.9	23.3	24.0	25.1	21.6	21.9	22.7	23.8	20.4	20.7	21.4	22.5
	S/T	1.00	0.83	0.70	0.56	1.00	0.84	0.71	0.57	1.00	0.86	0.73	0.59	1.00	1.00	0.75	0.61	1.00	1.00	0.77	0.63	1.00	1.00	0.82	0.68
	ΔT	27	25	21	18	27	25	21	18	27	25	22	18	26	25	21	18	26	24	21	18	27	26	22	19
	kW	1.39	1.38	1.38	1.39	1.55	1.55	1.55	1.56	1.74	1.74	1.73	1.75	1.94	1.94	1.94	1.95	2.16	2.16	2.16	2.17	2.43	2.43	2.42	2.44
	Amps	5.4	5.4	5.4	5.5	6.2	6.2	6.2	6.2	7.0	7.0	7.0	7.1	8.0	8.0	7.9	8.0	9.0	9.0	9.0	9.0	10.2	10.2	10.2	10.2
900	MBh	25.4	25.7	26.5	27.6	25.2	25.5	26.2	27.4	24.5	24.9	25.6	26.7	23.4	23.8	24.5	25.6	22.1	22.4	23.2	24.3	20.9	21.2	21.9	23.1
	S/T	1.00	0.87	0.74	0.60	1.00	0.88	0.75	0.60	1.00	1.00	0.77	0.63	1.00	1.00	0.79	0.65	1.00	1.00	0.81	0.67	1.00	1.00	1.00	0.72
	ΔT	25	24	20	17	25	24	20	17	26	24	20	17	25	23	20	17	25	23	20	16	26	24	21	17
	kW	1.39	1.39	1.39	1.4	1.56	1.56	1.56	1.6	1.75	1.75	1.74	1.8	1.95	1.95	1.94	2.0	2.17	2.17	2.17	2.2	2.44	2.44	2.43	2.4
	Amps	5.5	5.5	5.4	5.5	6.2	6.2	6.2	6.3	7.1	7.1	7.1	7.1	8.0	8.0	8.0	8.0	9.0	9.0	9.0	9.1	10.2	10.2	10.2	10.3

700	MBh	25.0	25.4	26.1	27.2	24.8	25.2	25.9	27.0	24.2	24.5	25.3	26.4	23.1	23.4	24.2	25.3	21.7	22.1	22.8	23.9	20.5	20.9	21.6	22.7
	S/T	1.00	0.89	0.76	0.62	1.00	1.00	0.76	0.62	1.00	1.00	0.79	0.65	1.00	1.00	0.81	0.67	1.00	1.00	1.00	0.69	1.00	1.00	1.00	0.74
	ΔT	31	29	26	22	31	29	26	22	31	29	26	22	31	29	26	22	31	29	25	22	32	30	27	23
	kW	1.38	1.38	1.38	1.4	1.55	1.55	1.54	1.6	1.73	1.73	1.73	1.7	1.94	1.93	1.93	1.9	2.16	2.16	2.16	2.2	2.42	2.42	2.42	2.4
	Amps	5.4	5.4	5.4	5.4	6.2	6.2	6.2	6.2	7.0	7.0	7.0	7.1	7.9	7.9	7.9	8.0	9.0	9.0	9.0	9.0	10.2	10.2	10.2	10.2
775	MBh	25.3	25.6	26.4	27.5	25.1	25.4	26.1	27.3	24.4	24.8	25.5	26.6	23.3	23.7	24.4	25.5	22.0	22.3	23.1	24.2	20.8	21.1	21.8	23.0
	S/T	1.00	0.93	0.80	0.66	1.00	1.00	0.81	0.67	1.00	1.00	0.83	0.69	1.00	1.00	0.85	0.71	1.00	1.00	1.00	0.73	1.00	1.00	1.00	0.78
	ΔT	30	28	25	21	30	28	25	21	30	29	25	22	30	28	25	21	30	28	25	21	31	29	26	22
	kW	1.39	1.39	1.38	1.40	1.55	1.55	1.55	1.56	1.74	1.74	1.74	1.75	1.94	1.94	1.94	1.95	2.17	2.17	2.16	2.18	2.43	2.43	2.43	2.44
	Amps	5.4	5.4	5.4	5.5	6.2	6.2	6.2	6.2	7.1	7.0	7.0	7.1	8.0	8.0	8.0	8.0	9.0	9.0	9.0	9.0	10.2	10.2	10.2	10.3
900	MBh	25.8	26.1	26.9	28.0	25.6	25.9	26.7	27.8	24.9	25.3	26.0	27.1	23.8	24.2	24.9	26.0	22.5	22.9	23.6	24.7	21.3	21.6	22.4	23.5
	S/T	1.00	0.97	0.84	0.70	1.00	1.00	0.85	0.70	1.00	1.00	0.87	0.73	1.00	1.00	0.89	0.75	1.00	1.00	1.00	0.77	1.00	1.00	1.00	0.82
	ΔT	29	27	24	20	29	27	24	20	29	27	24	20	29	27	24	20	29	27	23	20	30	28	25	21
	kW	1.40	1.40	1.39	1.4	1.56	1.56	1.56	1.6	1.75	1.75	1.75	1.8	1.95	1.95	1.95	2.0	2.18	2.18	2.17	2.2	2.44	2.44	2.44	2.4
	Amps	5.5	5.5	5.5	5.5	6.2	6.2	6.2	6.3	7.1	7.1	7.1	7.1	8.0	8.0	8.0	8.1	9.0	9.0	9.0	9.1	10.3	10.2	10.2	10.3

IDB: Entering Indoor Dry Bulb Temperature
 High and low pressures are measured at the liquid and suction service valves.
 Shaded area reflects AHRI Rating Conditions.
 kW = Total system power
 Amps = Outdoor unit amps (compressor + fan)

COOLING DATA — GLZS5BA3010A*+AMST30CU1300A*

IDB		OUTDOOR AMBIENT TEMPERATURE																							
		65°F				75°F				85°F				95°F				105°F				115°F			
		59	63	67	71	59	63	67	71	59	63	67	71	59	63	67	71	59	63	67	71	59	63	67	71
70	AIRFLOW	59	63	67	71	59	63	67	71	59	63	67	71	59	63	67	71	59	63	67	71	59	63	67	71
	MBh	30.4	30.8	31.7	-	30.1	30.6	31.5	-	29.3	29.8	30.7	-	28.0	28.4	29.3	-	26.3	26.7	27.6	-	24.8	25.2	26.1	-
	S/T	0.59	0.52	0.38	-	0.60	0.52	0.38	-	0.63	0.55	0.41	-	1.00	0.57	0.43	-	1.00	0.59	0.45	-	1.00	0.64	0.51	-
	ΔT	20	18	15	-	20	18	15	-	20	18	15	-	20	18	15	-	19	18	14	-	21	19	15	-
	kW	1.74	1.74	1.74	-	1.94	1.94	1.94	-	2.17	2.16	2.16	-	2.41	2.41	2.40	-	2.68	2.68	2.68	-	3.00	3.00	2.99	-
Amps	6.4	6.4	6.4	-	7.4	7.4	7.3	-	8.4	8.4	8.4	-	9.5	9.5	9.5	-	10.7	10.7	10.7	-	12.2	12.2	12.2	-	
70	MBh	30.9	31.4	32.3	-	30.6	31.1	32.0	-	29.9	30.3	31.2	-	28.5	28.9	29.8	-	26.8	27.2	28.1	-	25.3	25.7	26.6	-
	S/T	0.68	0.61	0.47	-	0.69	0.61	0.47	-	0.72	0.64	0.50	-	1.00	0.66	0.52	-	1.00	0.68	0.54	-	1.00	0.73	0.59	-
	ΔT	18	16	13	-	18	16	13	-	18	17	13	-	18	16	13	-	18	16	13	-	19	17	14	-
	kW	1.75	1.75	1.75	-	1.96	1.95	1.95	-	2.18	2.18	2.18	-	2.42	2.42	2.42	-	2.69	2.69	2.69	-	3.01	3.01	3.01	-
	Amps	6.5	6.5	6.5	-	7.4	7.4	7.4	-	8.5	8.4	8.4	-	9.6	9.6	9.5	-	10.8	10.8	10.8	-	12.3	12.3	12.2	-
1125	MBh	31.2	31.6	32.5	-	30.9	31.3	32.3	-	30.1	30.5	31.5	-	28.7	29.2	30.1	-	27.1	27.5	28.4	-	25.5	26.0	26.9	-
	S/T	0.71	0.63	0.49	-	0.71	0.64	0.50	-	0.74	0.66	0.52	-	1.00	0.68	0.54	-	1.00	0.70	0.56	-	1.00	0.76	0.62	-
	ΔT	18	16	13	-	18	16	13	-	18	16	13	-	18	16	13	-	17	16	12	-	19	17	13	-
	kW	1.76	1.76	1.76	-	1.96	1.96	1.96	-	2.19	2.18	2.18	-	2.43	2.43	2.42	-	2.70	2.70	2.69	-	3.02	3.02	3.01	-
	Amps	6.5	6.5	6.5	-	7.5	7.4	7.4	-	8.5	8.5	8.5	-	9.6	9.6	9.6	-	10.8	10.8	10.8	-	12.3	12.3	12.3	-

75	MBh	30.4	30.9	31.8	33.2	30.1	30.6	31.5	32.9	29.4	29.8	30.7	32.1	28.0	28.4	29.3	30.7	26.3	26.7	27.6	29.0	24.8	25.2	26.1	27.5
	S/T	0.73	0.65	0.51	0.36	0.73	0.66	0.52	0.37	1.00	0.68	0.54	0.40	1.00	0.70	0.56	0.42	1.00	0.72	0.58	0.44	1.00	1.00	0.64	0.49
	ΔT	24	22	19	15	24	22	18	15	24	22	19	15	24	22	18	15	23	22	18	15	24	23	19	16
	kW	1.74	1.74	1.73	1.7	1.94	1.94	1.94	2.0	2.16	2.16	2.16	2.2	2.41	2.41	2.40	2.4	2.68	2.68	2.67	2.7	3.00	3.00	2.99	3.0
	Amps	6.4	6.4	6.4	6.5	7.4	7.3	7.3	7.4	8.4	8.4	8.4	8.4	9.5	9.5	9.5	9.5	10.7	10.7	10.7	10.8	12.2	12.2	12.2	12.2
1050	MBh	30.9	31.4	32.3	33.7	30.7	31.1	32.0	33.4	29.9	30.3	31.2	32.6	28.5	28.9	29.8	31.2	26.8	27.3	28.2	29.6	25.3	25.7	26.6	28.0
	S/T	0.82	0.74	0.60	0.45	1.00	0.74	0.61	0.46	1.00	0.77	0.63	0.48	1.00	0.79	0.65	0.50	1.00	0.81	0.67	0.53	1.00	1.00	0.73	0.58
	ΔT	22	20	17	14	22	20	17	14	22	21	17	14	22	20	17	14	22	20	17	13	23	21	18	14
	kW	1.75	1.75	1.75	1.76	1.95	1.95	1.95	1.97	2.18	2.18	2.17	2.19	2.42	2.42	2.42	2.43	2.69	2.69	2.69	2.70	3.01	3.01	3.01	3.02
	Amps	6.5	6.5	6.5	6.5	7.4	7.4	7.4	7.5	8.4	8.4	8.4	8.5	9.6	9.6	9.5	9.6	10.8	10.8	10.8	10.9	12.3	12.3	12.2	12.3
1125	MBh	31.2	31.6	32.5	33.9	30.9	31.4	32.3	33.7	30.1	30.6	31.5	32.9	28.8	29.2	30.1	31.5	27.1	27.5	28.4	29.8	25.6	26.0	26.9	28.3
	S/T	0.84	0.76	0.62	0.48	1.00	0.77	0.63	0.48	1.00	0.79	0.65	0.51	1.00	0.81	0.67	0.53	1.00	1.00	0.70	0.55	1.00	1.00	0.75	0.60
	ΔT	22	20	17	13	22	20	16	13	22	20	17	13	22	20	16	13	21	20	16	13	22	21	17	14
	kW	1.76	1.76	1.75	1.8	1.96	1.96	1.95	2.0	2.18	2.18	2.18	2.2	2.43	2.43	2.42	2.4	2.70	2.70	2.69	2.7	3.02	3.02	3.01	3.0
	Amps	6.5	6.5	6.5	6.6	7.4	7.4	7.4	7.5	8.5	8.5	8.4	8.5	9.6	9.6	9.6	9.6	10.8	10.8	10.8	10.9	12.3	12.3	12.3	12.3

IDB: Entering Indoor Dry Bulb Temperature
 High and low pressures are measured at the liquid and suction service valves.
 Shaded area reflects ACCA (TVA) Rating Conditions.
 kW = Total system power
 Amps = Outdoor unit amps (compressor + fan)

COOLING DATA — GLZS5BA3010A*+AMST30CU1300A* (CONT.)

IDB	AIRFLOW	OUTDOOR AMBIENT TEMPERATURE																							
		65°F				75°F				85°F				95°F				105°F				115°F			
		59	63	67	71	59	63	67	71	59	63	67	71	59	63	67	71	59	63	67	71	59	63	67	71
80	MBh	30.6	31.0	31.9	33.3	30.3	30.7	31.6	33.0	29.5	29.9	30.9	32.2	28.1	28.6	29.5	30.9	26.5	26.9	27.8	29.2	24.9	25.4	26.3	27.7
	S/T	1.00	0.78	0.64	0.49	1.00	0.78	0.65	0.50	1.00	0.81	0.67	0.52	1.00	1.00	0.69	0.54	1.00	1.00	0.71	0.57	1.00	1.00	0.77	0.62
	ΔT	28	26	23	19	28	26	22	19	28	26	23	19	28	26	22	19	27	26	22	19	28	27	23	20
	kW	1.74	1.74	1.74	1.8	1.94	1.94	1.94	2.0	2.17	2.16	2.16	2.2	2.41	2.41	2.40	2.4	2.68	2.68	2.68	2.7	3.00	3.00	2.99	3.0
	Amps	6.4	6.4	6.4	6.5	7.4	7.4	7.3	7.4	8.4	8.4	8.4	8.4	9.5	9.5	9.5	9.5	10.7	10.7	10.7	10.8	12.2	12.2	12.2	12.2
1050	MBh	31.1	31.5	32.4	33.8	30.8	31.3	32.2	33.6	30.0	30.5	31.4	32.8	28.7	29.1	30.0	31.4	27.0	27.4	28.3	29.7	25.5	25.9	26.8	28.2
	S/T	1.00	0.87	0.73	0.58	1.00	0.87	0.73	0.59	1.00	0.90	0.76	0.61	1.00	1.00	0.78	0.63	1.00	1.00	0.80	0.66	1.00	1.00	0.86	0.71
	ΔT	26	24	21	18	26	24	21	18	26	25	21	18	26	24	21	17	26	24	21	17	27	25	22	18
	kW	1.75	1.75	1.75	1.76	1.96	1.95	1.95	1.97	2.18	2.18	2.18	2.19	2.42	2.42	2.42	2.43	2.69	2.69	2.69	2.70	3.01	3.01	3.01	3.02
	Amps	6.5	6.5	6.5	6.6	7.4	7.4	7.4	7.5	8.5	8.4	8.4	8.5	9.6	9.6	9.5	9.6	10.8	10.8	10.8	10.9	12.3	12.3	12.2	12.3
1125	MBh	31.4	31.8	32.7	34.1	31.1	31.5	32.4	33.8	30.3	30.7	31.6	33.0	28.9	29.4	30.3	31.7	27.2	27.7	28.6	30.0	25.7	26.1	27.1	28.5
	S/T	1.00	0.89	0.75	0.60	1.00	0.90	0.76	0.61	1.00	0.92	0.78	0.64	1.00	1.00	0.80	0.66	1.00	1.00	0.83	0.68	1.00	1.00	0.88	0.73
	ΔT	26	24	20	17	26	24	20	17	26	24	21	17	26	24	20	17	25	24	20	17	26	25	21	18
	kW	1.76	1.76	1.75	1.8	1.96	1.96	1.96	2.0	2.19	2.18	2.18	2.2	2.43	2.43	2.42	2.4	2.70	2.70	2.69	2.7	3.02	3.02	3.01	3.0
	Amps	6.5	6.5	6.5	6.6	7.5	7.4	7.4	7.5	8.5	8.5	8.5	8.5	9.6	9.6	9.6	9.6	10.8	10.8	10.8	10.9	12.3	12.3	12.3	12.3

875	MBh	31.1	31.5	32.4	33.6	30.8	31.3	32.2	33.6	30.0	30.5	31.4	32.8	28.7	29.1	30.0	31.4	27.0	27.4	28.3	29.7	25.4	25.9	26.8	28.2
	S/T	1.00	0.88	0.74	0.60	1.00	1.00	0.75	0.60	1.00	1.00	0.78	0.63	1.00	1.00	0.80	0.65	1.00	1.00	0.82	0.67	1.00	1.00	1.00	0.72
	ΔT	31	29	26	23	31	29	26	23	31	30	26	23	31	29	26	22	31	29	26	22	32	30	27	23
	kW	1.74	1.74	1.74	1.8	1.95	1.94	1.94	2.0	2.17	2.17	2.16	2.2	2.41	2.41	2.41	2.4	2.68	2.68	2.68	2.7	3.00	3.00	3.00	3.0
	Amps	6.5	6.5	6.4	6.5	7.4	7.4	7.4	7.4	8.4	8.4	8.4	8.5	9.5	9.5	9.5	9.6	10.8	10.8	10.7	10.8	12.2	12.2	12.2	12.3
1050	MBh	31.6	32.0	33.0	34.3	31.3	31.8	32.7	34.1	30.5	31.0	31.9	33.3	29.2	29.6	30.5	31.9	27.5	27.9	28.8	30.2	26.0	26.4	27.3	28.7
	S/T	1.00	0.97	0.83	0.69	1.00	1.00	0.84	0.69	1.00	1.00	0.85	0.72	1.00	1.00	0.88	0.74	1.00	1.00	1.00	0.76	1.00	1.00	1.00	0.81
	ΔT	30	28	25	21	30	28	24	21	30	28	25	21	30	28	24	21	29	28	24	21	30	29	25	22
	kW	1.76	1.76	1.75	1.77	1.96	1.96	1.95	1.97	2.18	2.18	2.18	2.19	2.43	2.43	2.42	2.44	2.70	2.70	2.69	2.71	3.02	3.02	3.01	3.03
	Amps	6.5	6.5	6.5	6.6	7.4	7.4	7.4	7.5	8.5	8.5	8.4	8.5	9.6	9.6	9.6	9.6	10.8	10.8	10.8	10.9	12.3	12.3	12.3	12.3
1125	MBh	31.9	32.3	33.2	34.6	31.6	32.0	32.9	34.3	30.8	31.2	32.1	33.5	29.4	29.9	30.8	32.2	27.8	28.2	29.1	30.5	26.2	26.7	27.6	29.0
	S/T	1.00	0.99	0.86	0.71	1.00	1.00	0.86	0.71	1.00	1.00	0.89	0.74	1.00	1.00	0.91	0.76	1.00	1.00	1.00	0.78	1.00	1.00	1.00	0.84
	ΔT	29	27	24	21	29	27	24	20	29	28	24	21	29	27	24	20	29	27	24	20	30	28	25	21
	kW	1.76	1.76	1.76	1.8	1.96	1.96	1.96	2.0	2.19	2.19	2.18	2.2	2.43	2.43	2.43	2.4	2.70	2.70	2.70	2.7	3.02	3.02	3.02	3.0
	Amps	6.5	6.5	6.5	6.6	7.5	7.5	7.4	7.5	8.5	8.5	8.5	8.5	9.6	9.6	9.6	9.7	10.8	10.8	10.8	10.9	12.3	12.3	12.3	12.4

IDB: Entering Indoor Dry Bulb Temperature
 High and low pressures are measured at the liquid and suction service valves.
 Shaded area reflects AHRI Rating Conditions.
 kW = Total system power
 Amps = Outdoor unit amps (compressor + fan)

COOLING DATA — GLZS5BA3610A*+AMST42CU1300A*

IDB	AIRFLOW	OUTDOOR AMBIENT TEMPERATURE																							
		65°F				75°F				85°F				95°F				105°F				115°F			
		59	63	67	71	59	63	67	71	59	63	67	71	59	63	67	71	59	63	67	71	59	63	67	71
70	MBh	36.2	36.7	37.8	-	35.9	36.4	37.5	-	34.9	35.5	36.5	-	33.3	33.8	34.9	-	31.3	31.8	32.9	-	29.4	30.0	31.1	-
	S/T	0.53	0.45	0.31	-	0.53	0.46	0.32	-	0.56	0.48	0.34	-	1.00	0.50	0.36	-	1.00	0.52	0.39	-	1.00	0.58	0.44	-
	ΔT	21	19	16	-	21	19	16	-	21	19	16	-	21	19	15	-	20	19	15	-	21	20	16	-
	kW	2.04	2.04	2.03	-	2.29	2.29	2.29	-	2.58	2.57	2.57	-	2.88	2.88	2.87	-	3.22	3.22	3.21	-	3.62	3.62	3.61	-
	Amps	7.8	7.8	7.8	-	9.0	9.0	8.9	-	10.3	10.3	10.2	-	11.7	11.6	11.6	-	13.2	13.2	13.2	-	15.0	15.0	15.0	-
70	MBh	36.6	37.1	38.2	-	36.2	36.8	37.9	-	35.3	35.8	36.9	-	33.6	34.2	35.2	-	31.6	32.1	33.2	-	29.8	30.3	31.4	-
	S/T	0.61	0.53	0.39	-	0.62	0.54	0.40	-	0.64	0.57	0.43	-	1.00	0.59	0.45	-	1.00	0.61	0.47	-	1.00	0.66	0.52	-
	ΔT	19	18	14	-	19	18	14	-	20	18	15	-	19	18	14	-	19	17	14	-	20	19	15	-
	kW	2.06	2.05	2.05	-	2.31	2.31	2.30	-	2.59	2.59	2.58	-	2.89	2.89	2.89	-	3.24	3.23	3.23	-	3.63	3.63	3.63	-
	Amps	7.9	7.9	7.9	-	9.0	9.0	9.0	-	10.3	10.3	10.3	-	11.7	11.7	11.7	-	13.3	13.3	13.3	-	15.1	15.1	15.1	-
70	MBh	37.1	37.6	38.7	-	36.8	37.3	38.4	-	35.8	36.3	37.4	-	34.2	34.7	35.8	-	32.2	32.7	33.8	-	30.3	30.8	31.9	-
	S/T	0.68	0.61	0.47	-	0.69	0.61	0.47	-	0.72	0.64	0.50	-	1.00	0.66	0.52	-	1.00	0.68	0.54	-	1.00	0.73	0.59	-
	ΔT	18	16	13	-	18	16	13	-	18	17	13	-	18	16	13	-	18	16	13	-	19	17	14	-
	kW	2.07	2.07	2.06	-	2.32	2.32	2.32	-	2.60	2.60	2.60	-	2.91	2.91	2.90	-	3.25	3.25	3.24	-	3.65	3.65	3.64	-
	Amps	8.0	7.9	7.9	-	9.1	9.1	9.1	-	10.4	10.4	10.4	-	11.8	11.8	11.8	-	13.4	13.3	13.3	-	15.2	15.2	15.2	-

75	MBh	36.2	36.8	37.9	39.5	35.9	36.4	37.5	39.2	35.0	35.5	36.6	38.2	33.3	33.8	34.9	36.6	31.3	31.8	32.9	34.6	29.5	30.0	31.1	32.7
	S/T	0.66	0.58	0.44	0.30	0.67	0.59	0.45	0.30	1.00	0.61	0.48	0.33	1.00	0.63	0.50	0.35	1.00	0.66	0.52	0.37	1.00	1.00	0.57	0.42
	ΔT	25	23	19	16	25	23	19	16	25	23	20	16	25	23	19	16	24	23	19	16	25	24	20	17
	kW	2.04	2.04	2.03	2.1	2.29	2.29	2.29	2.3	2.57	2.57	2.57	2.6	2.88	2.88	2.87	2.9	3.22	3.22	3.21	3.2	3.62	3.62	3.61	3.6
	Amps	7.8	7.8	7.8	7.9	9.0	9.0	8.9	9.0	10.3	10.2	10.2	10.3	11.6	11.6	11.6	11.7	13.2	13.2	13.2	13.3	15.0	15.0	15.0	15.1
75	MBh	36.6	37.1	38.2	39.9	36.3	36.8	37.9	39.5	35.3	35.8	36.9	38.6	33.7	34.2	35.3	36.9	31.6	32.2	33.3	34.9	29.8	30.3	31.4	33.1
	S/T	0.74	0.67	0.53	0.38	0.75	0.67	0.53	0.39	1.00	0.70	0.56	0.41	1.00	0.72	0.58	0.43	1.00	0.74	0.60	0.46	1.00	1.00	0.65	0.51
	ΔT	23	22	18	15	23	22	18	15	24	22	18	15	23	22	18	15	23	21	18	15	24	22	19	16
	kW	2.05	2.05	2.05	2.07	2.31	2.30	2.30	2.32	2.59	2.59	2.58	2.60	2.89	2.89	2.89	2.91	3.23	3.23	3.23	3.25	3.63	3.63	3.63	3.65
	Amps	7.9	7.9	7.8	7.9	9.0	9.0	9.0	9.1	10.3	10.3	10.3	10.4	11.7	11.7	11.7	11.8	13.3	13.3	13.2	13.3	15.1	15.1	15.1	15.2
75	MBh	37.1	37.6	38.7	40.4	36.8	37.3	38.4	40.1	35.8	36.4	37.5	39.1	34.2	34.7	35.8	37.5	32.2	32.7	33.8	35.5	30.4	30.9	32.0	33.6
	S/T	0.82	0.74	0.60	0.45	1.00	0.74	0.61	0.46	1.00	0.77	0.63	0.48	1.00	0.79	0.65	0.50	1.00	0.81	0.67	0.53	1.00	1.00	0.73	0.58
	ΔT	22	20	17	14	22	20	17	14	22	21	17	14	22	20	17	14	22	20	17	13	23	21	18	14
	kW	2.07	2.07	2.06	2.1	2.32	2.32	2.31	2.3	2.60	2.60	2.60	2.6	2.91	2.91	2.90	2.9	3.25	3.25	3.24	3.3	3.65	3.65	3.64	3.7
	Amps	7.9	7.9	7.9	8.0	9.1	9.1	9.1	9.2	10.4	10.4	10.4	10.4	11.8	11.8	11.8	11.8	13.3	13.3	13.3	13.4	15.2	15.2	15.1	15.2

IDB: Entering Indoor Dry Bulb Temperature
 High and low pressures are measured at the liquid and suction service valves.
 Shaded area reflects ACCA (TVA) Rating Conditions.
 kW = Total system power
 Amps = Outdoor unit amps (compressor + fan)

COOLING DATA — GLZS5BA3610A*+AMST42CU1300A* (CONT.)

IDB	AIRFLOW	OUTDOOR AMBIENT TEMPERATURE																							
		65°F				75°F				85°F				95°F				105°F				115°F			
		59	63	67	71	59	63	67	71	59	63	67	71	59	63	67	71	59	63	67	71	59	63	67	71
80	MBh	36.4	37.0	38.0	39.7	36.1	36.6	37.7	39.4	35.1	35.7	36.8	38.4	33.5	34.0	35.1	36.8	31.5	32.0	33.1	34.8	29.7	30.2	31.3	32.9
	S/T	1.00	0.71	0.57	0.43	1.00	0.72	0.58	0.43	1.00	0.74	0.60	0.46	1.00	1.00	0.62	0.48	1.00	1.00	0.65	0.50	1.00	1.00	0.70	0.55
	ΔT	29	27	23	20	29	27	23	20	29	27	24	20	28	27	23	20	28	26	23	20	29	28	24	21
	kW	2.04	2.04	2.03	2.1	2.29	2.29	2.29	2.3	2.57	2.57	2.57	2.6	2.88	2.88	2.87	2.9	3.22	3.22	3.21	3.2	3.62	3.62	3.61	3.6
	Amps	7.8	7.8	7.8	7.9	9.0	9.0	8.9	9.0	10.3	10.3	10.2	10.3	11.7	11.6	11.6	11.7	13.2	13.2	13.2	13.3	15.0	15.0	15.0	15.1
875	MBh	36.8	37.3	38.4	40.1	36.5	37.0	38.1	39.7	35.5	36.0	37.1	38.8	33.8	34.4	35.5	37.1	31.8	32.4	33.4	35.1	30.0	30.5	31.6	33.3
	S/T	1.00	0.80	0.66	0.51	1.00	0.80	0.66	0.52	1.00	0.83	0.69	0.54	1.00	1.00	0.71	0.56	1.00	1.00	0.73	0.58	1.00	1.00	0.78	0.64
	ΔT	27	26	22	19	27	26	22	19	28	26	22	19	27	26	22	19	27	25	22	18	28	26	23	20
	kW	2.05	2.05	2.05	2.07	2.31	2.31	2.30	2.32	2.59	2.59	2.58	2.60	2.89	2.89	2.89	2.91	3.23	3.23	3.23	3.25	3.63	3.63	3.63	3.65
	Amps	7.9	7.9	7.9	7.9	9.0	9.0	9.0	9.1	10.3	10.3	10.3	10.4	11.7	11.7	11.7	11.8	13.3	13.3	13.3	13.3	15.1	15.1	15.1	15.2
1000	MBh	37.3	37.8	38.9	40.6	37.0	37.5	38.6	40.3	36.0	36.6	37.6	39.3	34.4	34.9	36.0	37.7	32.4	32.9	34.0	35.7	30.5	31.1	32.2	33.8
	S/T	1.00	0.87	0.73	0.58	1.00	0.87	0.73	0.59	1.00	0.90	0.76	0.61	1.00	1.00	0.78	0.63	1.00	1.00	0.80	0.66	1.00	1.00	0.86	0.71
	ΔT	26	24	21	18	26	24	21	18	26	25	21	18	26	24	21	17	26	24	21	17	27	25	22	18
	kW	2.07	2.07	2.06	2.1	2.32	2.32	2.32	2.3	2.60	2.60	2.60	2.6	2.91	2.91	2.90	2.9	3.25	3.25	3.24	3.3	3.65	3.65	3.64	3.7
	Amps	7.9	7.9	7.9	8.0	9.1	9.1	9.1	9.2	10.4	10.4	10.4	10.5	11.8	11.8	11.8	11.8	13.3	13.3	13.3	13.4	15.2	15.2	15.1	15.2

85	MBh	37.0	37.6	38.7	40.3	36.7	37.2	38.3	40.0	35.8	36.3	37.4	39.0	34.1	34.6	35.7	37.4	32.1	32.6	33.7	35.4	30.3	30.8	31.9	33.6
	S/T	1.00	0.82	0.68	0.53	1.00	0.82	0.68	0.54	1.00	1.00	0.71	0.56	1.00	1.00	0.73	0.58	1.00	1.00	0.75	0.60	1.00	1.00	1.00	0.66
	ΔT	32	30	27	23	32	30	27	23	32	30	27	24	32	30	27	23	32	30	27	23	33	31	28	24
	kW	2.05	2.04	2.04	2.1	2.30	2.30	2.29	2.3	2.58	2.58	2.57	2.6	2.88	2.88	2.88	2.9	3.23	3.22	3.22	3.2	3.62	3.62	3.62	3.6
	Amps	7.8	7.8	7.8	7.9	9.0	9.0	9.0	9.1	10.3	10.3	10.3	10.3	11.7	11.7	11.6	11.7	13.2	13.2	13.2	13.3	15.1	15.1	15.0	15.1
875	MBh	37.4	37.9	39.0	40.7	37.1	37.6	38.7	40.4	36.1	36.6	37.7	39.4	34.5	35.0	36.1	37.7	32.5	33.0	34.1	35.7	30.6	31.1	32.2	33.9
	S/T	1.00	0.90	0.76	0.61	1.00	1.00	0.77	0.62	1.00	1.00	0.79	0.65	1.00	1.00	0.81	0.67	1.00	1.00	0.83	0.69	1.00	1.00	1.00	0.74
	ΔT	31	29	26	22	31	29	26	22	31	29	26	23	31	29	26	22	31	29	25	22	32	30	27	23
	kW	2.06	2.06	2.05	2.07	2.31	2.31	2.31	2.33	2.59	2.59	2.59	2.61	2.90	2.90	2.89	2.91	3.24	3.24	3.23	3.25	3.64	3.64	3.63	3.65
	Amps	7.9	7.9	7.9	8.0	9.1	9.0	9.0	9.1	10.3	10.3	10.3	10.4	11.7	11.7	11.7	11.8	13.3	13.3	13.3	13.4	15.1	15.1	15.1	15.2
1000	MBh	37.9	38.5	39.5	41.2	37.6	38.1	39.2	40.9	36.7	37.2	38.3	39.9	35.0	35.5	36.6	38.3	33.0	33.5	34.6	36.3	31.2	31.7	32.8	34.4
	S/T	1.00	0.97	0.83	0.69	1.00	1.00	0.84	0.69	1.00	1.00	0.86	0.72	1.00	1.00	0.88	0.74	1.00	1.00	1.00	0.76	1.00	1.00	1.00	0.81
	ΔT	30	28	25	21	30	28	24	21	30	28	25	21	30	28	24	21	29	28	24	21	30	29	25	22
	kW	2.07	2.07	2.07	2.1	2.33	2.33	2.32	2.3	2.61	2.61	2.60	2.6	2.91	2.91	2.91	2.9	3.25	3.25	3.25	3.3	3.65	3.65	3.65	3.7
	Amps	8.0	8.0	7.9	8.0	9.1	9.1	9.1	9.2	10.4	10.4	10.4	10.5	11.8	11.8	11.8	11.9	13.4	13.4	13.3	13.4	15.2	15.2	15.2	15.3

IDB: Entering Indoor Dry Bulb Temperature
 High and low pressures are measured at the liquid and suction service valves.
 Shaded area reflects AHRI Rating Conditions.
 kW = Total system power
 Amps = Outdoor unit amps (compressor + fan)

COOLING DATA — GLZS5BA4210A*+AMST42CU1300A*

IDB	AIRFLOW	OUTDOOR AMBIENT TEMPERATURE																							
		65°F				75°F				85°F				95°F				105°F				115°F			
		59	63	67	71	59	63	67	71	59	63	67	71	59	63	67	71	59	63	67	71	59	63	67	71
70	MBh	42.9	43.5	44.7	-	42.5	43.1	44.4	-	41.4	42.0	43.2	-	39.4	40.1	41.3	-	37.1	37.7	39.0	-	35.0	35.6	36.8	-
	S/T	0.62	0.55	0.41	-	0.63	0.55	0.42	-	0.65	0.58	0.44	-	1.00	0.60	0.46	-	1.00	0.62	0.48	-	1.00	0.67	0.53	-
	ΔT	19	17	14	-	19	17	14	-	19	17	14	-	19	17	14	-	19	17	14	-	20	18	15	-
	kW	2.44	2.43	2.43	-	2.72	2.72	2.71	-	3.04	3.04	3.03	-	3.38	3.38	3.38	-	3.77	3.76	3.76	-	4.22	4.22	4.21	-
	Amps	9.1	9.1	9.1	-	10.4	10.4	10.4	-	11.9	11.9	11.8	-	13.4	13.4	13.4	-	15.2	15.2	15.2	-	17.3	17.3	17.2	-
70	MBh	43.3	43.9	45.2	-	42.9	43.5	44.8	-	41.8	42.4	43.7	-	39.9	40.5	41.8	-	37.5	38.1	39.4	-	35.4	36.0	37.3	-
	S/T	0.66	0.59	0.45	-	0.67	0.59	0.46	-	0.69	0.62	0.48	-	1.00	0.64	0.50	-	1.00	0.66	0.52	-	1.00	0.71	0.58	-
	ΔT	18	16	13	-	18	16	13	-	18	17	13	-	18	16	13	-	18	16	13	-	19	17	14	-
	kW	2.45	2.44	2.44	-	2.73	2.73	2.72	-	3.05	3.05	3.04	-	3.39	3.39	3.39	-	3.78	3.78	3.77	-	4.23	4.23	4.22	-
	Amps	9.2	9.1	9.1	-	10.5	10.4	10.4	-	11.9	11.9	11.9	-	13.5	13.5	13.5	-	15.2	15.2	15.2	-	17.3	17.3	17.3	-
70	MBh	44.2	44.8	46.1	-	43.8	44.4	45.7	-	42.7	43.3	44.6	-	40.8	41.4	42.7	-	38.5	39.1	40.3	-	36.3	36.9	38.2	-
	S/T	0.70	0.63	0.49	-	0.71	0.63	0.50	-	0.73	0.66	0.52	-	1.00	0.68	0.54	-	1.00	0.70	0.56	-	1.00	0.75	0.62	-
	ΔT	17	15	12	-	17	15	12	-	17	15	12	-	17	15	12	-	17	15	12	-	18	16	13	-
	kW	2.46	2.46	2.46	-	2.75	2.74	2.74	-	3.07	3.06	3.06	-	3.41	3.41	3.40	-	3.79	3.79	3.79	-	4.25	4.24	4.24	-
	Amps	9.2	9.2	9.2	-	10.5	10.5	10.5	-	12.0	12.0	12.0	-	13.6	13.6	13.5	-	15.3	15.3	15.3	-	17.4	17.4	17.4	-

75	MBh	42.9	43.5	44.8	46.7	42.5	43.1	44.4	46.3	41.4	42.0	43.3	45.2	39.5	40.1	41.4	43.3	37.1	37.7	39.0	41.0	35.0	35.6	36.9	38.8
	S/T	0.75	0.67	0.54	0.40	0.76	0.68	0.54	0.40	1.00	0.70	0.57	0.43	1.00	0.72	0.59	0.45	1.00	0.75	0.61	0.47	1.00	1.00	0.66	0.52
	ΔT	23	21	18	14	23	21	18	14	23	21	18	14	23	21	18	14	23	21	17	14	24	22	19	15
	kW	2.43	2.43	2.43	2.4	2.72	2.72	2.71	2.7	3.04	3.03	3.03	3.1	3.38	3.38	3.37	3.4	3.77	3.76	3.76	3.8	4.22	4.21	4.21	4.2
	Amps	9.1	9.1	9.1	9.2	10.4	10.4	10.4	10.5	11.9	11.8	11.8	11.9	13.4	13.4	13.4	13.5	15.2	15.2	15.2	15.3	17.3	17.2	17.2	17.3
75	MBh	43.3	43.9	45.2	47.1	42.9	43.5	44.8	46.8	41.8	42.4	43.7	45.6	39.9	40.5	41.8	43.7	37.6	38.2	39.4	41.4	35.4	36.0	37.3	39.2
	S/T	0.79	0.71	0.58	0.44	0.80	0.72	0.59	0.44	1.00	0.75	0.61	0.47	1.00	0.77	0.63	0.49	1.00	0.79	0.65	0.51	1.00	1.00	0.70	0.56
	ΔT	22	20	17	14	22	20	17	13	22	20	17	14	22	20	17	13	22	20	17	13	23	21	18	14
	kW	2.44	2.44	2.44	2.46	2.73	2.73	2.72	2.74	3.05	3.04	3.04	3.06	3.39	3.39	3.38	3.41	3.78	3.77	3.77	3.79	4.23	4.22	4.22	4.24
	Amps	9.1	9.1	9.1	9.2	10.4	10.4	10.4	10.5	11.9	11.9	11.9	12.0	13.5	13.5	13.4	13.5	15.2	15.2	15.2	15.3	17.3	17.3	17.3	17.4
75	MBh	44.2	44.8	46.1	48.1	43.9	44.5	45.7	47.7	42.7	43.3	44.6	46.6	40.8	41.4	42.7	44.7	38.5	39.1	40.4	42.3	36.3	36.9	38.2	40.2
	S/T	0.83	0.75	0.62	0.48	1.00	0.76	0.63	0.48	1.00	0.79	0.65	0.51	1.00	0.81	0.67	0.53	1.00	0.83	0.69	0.55	1.00	1.00	0.74	0.60
	ΔT	21	19	16	12	21	19	16	12	21	19	16	13	21	19	16	12	21	19	15	12	22	20	17	13
	kW	2.46	2.46	2.45	2.5	2.75	2.74	2.74	2.8	3.06	3.06	3.06	3.1	3.41	3.41	3.40	3.4	3.79	3.79	3.78	3.8	4.24	4.24	4.24	4.3
	Amps	9.2	9.2	9.2	9.3	10.5	10.5	10.5	10.6	12.0	12.0	11.9	12.0	13.6	13.5	13.5	13.6	15.3	15.3	15.3	15.4	17.4	17.4	17.3	17.4

IDB: Entering Indoor Dry Bulb Temperature
 High and low pressures are measured at the liquid and suction service valves.
 Shaded area reflects ACCA (TVA) Rating Conditions.
 kW = Total system power
 Amps = Outdoor unit amps (compressor + fan)

COOLING DATA — GLZS5BA4210A*+AMST42CU1300A* (CONT.)

IDB	AIRFLOW	OUTDOOR AMBIENT TEMPERATURE																							
		65°F				75°F				85°F				95°F				105°F				115°F			
		59	63	67	71	59	63	67	71	59	63	67	71	59	63	67	71	59	63	67	71	59	63	67	71
80	MBh	43.1	43.7	45.0	46.9	42.7	43.3	44.6	46.6	41.6	42.2	43.5	45.4	39.7	40.3	41.6	43.5	37.3	38.0	39.2	41.2	35.2	35.8	37.1	39.0
	S/T	1.00	0.80	0.66	0.52	1.00	0.80	0.67	0.53	1.00	0.83	0.69	0.55	1.00	0.85	0.71	0.57	1.00	1.00	0.74	0.59	1.00	1.00	0.79	0.64
	ΔT	27	25	22	18	27	25	22	18	27	25	22	18	27	25	22	18	26	25	21	18	28	26	22	19
	kW	2.44	2.43	2.43	2.4	2.72	2.72	2.71	2.7	3.04	3.04	3.03	3.1	3.38	3.38	3.38	3.4	3.77	3.76	3.76	3.8	4.22	4.22	4.21	4.2
	Amps	9.1	9.1	9.1	9.2	10.4	10.4	10.4	10.5	11.9	11.9	11.8	11.9	13.4	13.4	13.4	13.5	15.2	15.2	15.2	15.3	17.3	17.3	17.2	17.3
1225	MBh	43.5	44.1	45.4	47.4	43.2	43.8	45.0	47.0	42.0	42.6	43.9	45.9	40.1	40.7	42.0	43.9	37.8	38.4	39.7	41.6	35.6	36.2	37.5	39.5
	S/T	1.00	0.84	0.70	0.56	1.00	0.85	0.71	0.57	1.00	0.87	0.74	0.59	1.00	1.00	0.76	0.61	1.00	1.00	0.78	0.64	1.00	1.00	0.83	0.69
	ΔT	26	24	21	17	26	24	21	17	26	24	21	18	26	24	21	17	26	24	21	17	27	25	22	18
	kW	2.45	2.44	2.44	2.46	2.73	2.73	2.72	2.75	3.05	3.05	3.04	3.06	3.39	3.39	3.39	3.41	3.78	3.78	3.77	3.79	4.23	4.23	4.22	4.24
	Amps	9.2	9.1	9.1	9.2	10.5	10.4	10.4	10.5	11.9	11.9	11.9	12.0	13.5	13.5	13.5	13.6	15.2	15.2	15.2	15.3	17.3	17.3	17.3	17.4
1350	MBh	44.5	45.1	46.3	48.3	44.1	44.7	46.0	47.9	43.0	43.6	44.8	46.8	41.0	41.7	42.9	44.9	38.7	39.3	40.6	42.5	36.6	37.2	38.4	40.4
	S/T	1.00	0.88	0.74	0.60	1.00	0.89	0.75	0.61	1.00	0.91	0.78	0.63	1.00	1.00	0.80	0.65	1.00	1.00	0.82	0.67	1.00	1.00	0.87	0.73
	ΔT	25	23	20	16	25	23	20	16	25	23	20	16	25	23	20	16	24	23	19	16	26	24	21	17
	kW	2.46	2.46	2.45	2.5	2.75	2.74	2.74	2.8	3.06	3.06	3.06	3.1	3.41	3.41	3.40	3.4	3.79	3.79	3.79	3.8	4.24	4.24	4.24	4.3
	Amps	9.2	9.2	9.2	9.3	10.5	10.5	10.5	10.6	12.0	12.0	12.0	12.1	13.6	13.5	13.5	13.6	15.3	15.3	15.3	15.4	17.4	17.4	17.4	17.5
1575	MBh	44.3	44.9	46.1	48.1	43.9	44.5	45.8	47.7	42.8	43.4	44.6	46.6	40.8	41.4	42.7	44.7	38.5	39.1	40.4	42.3	36.4	37.0	38.2	40.2
	S/T	1.00	0.94	0.81	0.66	1.00	1.00	0.81	0.67	1.00	1.00	0.84	0.69	1.00	1.00	0.86	0.71	1.00	1.00	0.88	0.74	1.00	1.00	1.00	0.79
	ΔT	29	28	24	21	29	28	24	21	30	28	25	21	29	28	24	21	29	27	24	21	30	28	25	22
	kW	2.45	2.45	2.44	2.47	2.74	2.73	2.73	2.75	3.05	3.05	3.05	3.07	3.40	3.40	3.39	3.41	3.78	3.78	3.78	3.80	4.23	4.23	4.23	4.25
	Amps	9.2	9.2	9.1	9.2	10.5	10.5	10.4	10.5	11.9	11.9	11.9	12.0	13.5	13.5	13.5	13.6	15.3	15.3	15.2	15.3	17.3	17.3	17.3	17.4
85	MBh	45.2	45.8	47.1	49.0	44.8	45.4	46.7	48.6	43.7	44.3	45.6	47.5	41.8	42.4	43.6	45.6	39.4	40.0	41.3	43.3	37.3	37.9	39.2	41.1
	S/T	1.00	0.98	0.85	0.70	1.00	1.00	0.85	0.71	1.00	1.00	0.88	0.73	1.00	1.00	0.90	0.75	1.00	1.00	1.00	0.78	1.00	1.00	1.00	0.83
	ΔT	28	27	23	20	28	26	23	20	28	27	23	20	28	26	23	20	28	26	23	19	29	27	24	21
	kW	2.47	2.47	2.46	2.5	2.75	2.75	2.75	2.8	3.07	3.07	3.06	3.1	3.41	3.41	3.41	3.4	3.80	3.80	3.79	3.8	4.25	4.25	4.24	4.3
	Amps	9.2	9.2	9.2	9.3	10.6	10.5	10.5	10.6	12.0	12.0	12.0	12.1	13.6	13.6	13.6	13.7	15.3	15.3	15.3	15.4	17.4	17.4	17.4	17.5

1225	MBh	43.8	44.4	45.7	47.7	43.5	44.1	45.3	47.3	42.3	42.9	44.2	46.2	40.4	41.0	42.3	44.2	38.1	38.7	39.9	41.9	35.9	36.5	37.8	39.8
	S/T	1.00	0.90	0.76	0.62	1.00	0.91	0.77	0.63	1.00	1.00	0.80	0.65	1.00	1.00	0.81	0.67	1.00	1.00	0.84	0.69	1.00	1.00	1.00	0.75
	ΔT	30	28	25	22	30	28	25	22	30	29	25	22	30	28	25	22	30	28	25	21	31	29	26	23
	kW	2.44	2.44	2.43	2.5	2.73	2.72	2.72	2.7	3.04	3.04	3.04	3.1	3.39	3.39	3.38	3.4	3.77	3.77	3.77	3.8	4.22	4.22	4.22	4.2
	Amps	9.1	9.1	9.1	9.2	10.4	10.4	10.4	10.5	11.9	11.9	11.9	12.0	13.5	13.5	13.4	13.5	15.2	15.2	15.2	15.3	17.3	17.3	17.3	17.4
1350	MBh	44.3	44.9	46.1	48.1	43.9	44.5	45.8	47.7	42.8	43.4	44.6	46.6	40.8	41.4	42.7	44.7	38.5	39.1	40.4	42.3	36.4	37.0	38.2	40.2
	S/T	1.00	0.94	0.81	0.66	1.00	1.00	0.81	0.67	1.00	1.00	0.84	0.69	1.00	1.00	0.86	0.71	1.00	1.00	0.88	0.74	1.00	1.00	1.00	0.79
	ΔT	29	28	24	21	29	28	24	21	30	28	25	21	29	28	24	21	29	27	24	21	30	28	25	22
	kW	2.45	2.45	2.44	2.47	2.74	2.73	2.73	2.75	3.05	3.05	3.05	3.07	3.40	3.40	3.39	3.41	3.78	3.78	3.78	3.80	4.23	4.23	4.23	4.25
	Amps	9.2	9.2	9.1	9.2	10.5	10.5	10.4	10.5	11.9	11.9	11.9	12.0	13.5	13.5	13.5	13.6	15.3	15.3	15.2	15.3	17.3	17.3	17.3	17.4
1575	MBh	45.2	45.8	47.1	49.0	44.8	45.4	46.7	48.6	43.7	44.3	45.6	47.5	41.8	42.4	43.6	45.6	39.4	40.0	41.3	43.3	37.3	37.9	39.2	41.1
	S/T	1.00	0.98	0.85	0.70	1.00	1.00	0.85	0.71	1.00	1.00	0.88	0.73	1.00	1.00	0.90	0.75	1.00	1.00	1.00	0.78	1.00	1.00	1.00	0.83
	ΔT	28	27	23	20	28	26	23	20	28	27	23	20	28	26	23	20	28	26	23	19	29	27	24	21
	kW	2.47	2.47	2.46	2.5	2.75	2.75	2.75	2.8	3.07	3.07	3.06	3.1	3.41	3.41	3.41	3.4	3.80	3.80	3.79	3.8	4.25	4.25	4.24	4.3
	Amps	9.2	9.2	9.2	9.3	10.6	10.5	10.5	10.6	12.0	12.0	12.0	12.1	13.6	13.6	13.6	13.7	15.3	15.3	15.3	15.4	17.4	17.4	17.4	17.5

IDB: Entering Indoor Dry Bulb Temperature
 High and low pressures are measured at the liquid and suction service valves.
 Shaded area reflects AHRI Rating Conditions.
 kW = Total system power
 Amps = Outdoor unit amps (compressor + fan)

COOLING DATA — GLZS5BA4810A*+AMST48CU1300A*

IDB		OUTDOOR AMBIENT TEMPERATURE																								
		65°F				75°F				85°F				105°F				115°F								
		59	63	67	71	59	63	67	71	59	63	67	71	59	63	67	71	59	63	67	71					
		ENTERING INDOOR WET BULB TEMPERATURE																								
		MBh	49.5	50.2	51.6	-	49.0	49.7	51.2	-	47.8	48.5	49.9	-	45.6	46.3	47.7	-	42.9	43.6	45.0	-	40.4	41.1	42.6	-
		S/T	0.67	0.59	0.45	-	0.67	0.60	0.46	-	0.70	0.62	0.49	-	1.00	0.64	0.51	-	1.00	0.66	0.53	-	1.00	0.71	0.58	-
		ΔT	19	17	14	-	19	17	14	-	19	17	14	-	19	17	14	-	19	17	13	-	20	18	14	-
		kW	2.78	2.77	2.77	-	3.11	3.11	3.10	-	3.48	3.48	3.47	-	3.88	3.88	3.87	-	4.33	4.32	4.32	-	4.85	4.85	4.84	-
		Amps	10.4	10.4	10.3	-	11.9	11.9	11.9	-	13.6	13.6	13.6	-	15.4	15.4	15.4	-	17.5	17.5	17.4	-	19.9	19.9	19.8	-
70		MBh	50.1	50.8	52.3	-	49.7	50.4	51.8	-	48.4	49.1	50.5	-	46.2	46.9	48.3	-	43.5	44.2	45.7	-	41.1	41.8	43.2	-
		S/T	0.70	0.62	0.48	-	0.70	0.63	0.49	-	0.73	0.65	0.52	-	1.00	0.67	0.54	-	1.00	0.69	0.56	-	1.00	0.74	0.61	-
		ΔT	18	16	13	-	18	16	13	-	18	16	13	-	18	16	13	-	18	16	13	-	19	17	14	-
		kW	2.79	2.79	2.78	-	3.12	3.12	3.11	-	3.49	3.49	3.48	-	3.89	3.89	3.88	-	4.34	4.34	4.33	-	4.86	4.86	4.85	-
		Amps	10.4	10.4	10.4	-	12.0	11.9	11.9	-	13.6	13.6	13.6	-	15.5	15.5	15.4	-	17.5	17.5	17.5	-	19.9	19.9	19.9	-
1800		MBh	51.1	51.8	53.3	-	50.7	51.4	52.8	-	49.4	50.1	51.5	-	47.2	47.9	49.3	-	44.5	45.2	46.7	-	42.1	42.8	44.2	-
		S/T	0.71	0.64	0.50	-	0.72	0.64	0.51	-	1.00	0.67	0.53	-	1.00	0.69	0.55	-	1.00	0.71	0.57	-	1.00	1.00	0.62	-
		ΔT	17	15	12	-	17	15	12	-	17	16	12	-	17	15	12	-	17	15	12	-	18	16	13	-
		kW	2.80	2.80	2.80	-	3.13	3.13	3.13	-	3.50	3.50	3.50	-	3.90	3.90	3.90	-	4.35	4.35	4.34	-	4.88	4.87	4.87	-
		Amps	10.5	10.5	10.5	-	12.0	12.0	12.0	-	13.7	13.7	13.7	-	15.5	15.5	15.5	-	17.6	17.6	17.5	-	20.0	20.0	19.9	-

1450		MBh	49.5	50.2	51.7	53.9	49.1	49.8	51.2	53.4	47.8	48.5	49.9	52.2	45.6	46.3	47.7	50.0	42.9	43.6	45.1	47.3	40.5	41.2	42.6	44.8
		S/T	0.80	0.72	0.58	0.44	1.00	0.73	0.59	0.45	1.00	0.75	0.62	0.47	1.00	0.77	0.63	0.49	1.00	0.79	0.66	0.51	1.00	1.00	0.71	0.57
		ΔT	23	21	18	14	23	21	18	14	23	21	18	14	23	21	18	14	23	21	17	14	24	22	19	15
		kW	2.78	2.77	2.77	2.8	3.11	3.10	3.10	3.1	3.48	3.47	3.47	3.5	3.88	3.87	3.87	3.9	4.32	4.32	4.32	4.3	4.85	4.85	4.84	4.9
		Amps	10.4	10.4	10.3	10.4	11.9	11.9	11.8	12.0	13.6	13.6	13.5	13.7	15.4	15.4	15.4	15.5	17.5	17.4	17.4	17.5	19.9	19.8	19.8	19.9
75		MBh	50.1	50.8	52.3	54.5	49.7	50.4	51.8	54.1	48.4	49.1	50.6	52.8	46.2	46.9	48.4	50.6	43.5	44.2	45.7	47.9	41.1	41.8	43.2	45.5
		S/T	0.83	0.75	0.61	0.47	1.00	0.76	0.62	0.48	1.00	0.78	0.65	0.50	1.00	0.80	0.66	0.52	1.00	1.00	0.69	0.54	1.00	1.00	0.74	0.60
		ΔT	22	20	17	13	22	20	17	13	22	21	17	14	22	20	17	13	22	20	17	13	23	21	18	14
		kW	2.79	2.78	2.78	2.80	3.12	3.12	3.11	3.14	3.49	3.49	3.48	3.51	3.89	3.89	3.88	3.91	4.34	4.34	4.33	4.35	4.86	4.86	4.85	4.88
		Amps	10.4	10.4	10.4	10.5	11.9	11.9	11.9	12.0	13.6	13.6	13.6	13.7	15.5	15.5	15.4	15.5	17.5	17.5	17.5	17.6	19.9	19.9	19.9	20.0
1800		MBh	51.1	51.8	53.3	55.5	50.7	51.4	52.8	55.1	49.4	50.1	51.6	53.8	47.2	47.9	49.4	51.6	44.5	45.2	46.7	48.9	42.1	42.8	44.2	46.5
		S/T	0.84	0.76	0.63	0.49	1.00	0.77	0.64	0.49	1.00	0.80	0.66	0.52	1.00	0.82	0.68	0.54	1.00	1.00	0.70	0.56	1.00	1.00	0.75	0.61
		ΔT	21	19	16	12	21	19	16	12	21	20	16	13	21	19	16	12	21	19	16	12	22	20	17	13
		kW	2.80	2.80	2.79	2.8	3.13	3.13	3.12	3.1	3.50	3.50	3.49	3.5	3.90	3.90	3.89	3.9	4.35	4.35	4.34	4.4	4.87	4.87	4.87	4.9
		Amps	10.5	10.5	10.5	10.6	12.0	12.0	12.0	12.1	13.7	13.7	13.7	13.8	15.5	15.5	15.5	15.6	17.6	17.6	17.5	17.7	20.0	20.0	19.9	20.1

IDB: Entering Indoor Dry Bulb Temperature
 High and low pressures are measured at the liquid and suction service valves.
 Shaded area reflects ACCA (TVA) Rating Conditions.
 kW = Total system power
 Amps = Outdoor unit amps (compressor + fan)

COOLING DATA — GLZS5BA4810A*+AMST48CU1300A* (CONT.)

IDB	AIRFLOW	OUTDOOR AMBIENT TEMPERATURE																							
		65°F				75°F				85°F				95°F				105°F				115°F			
		59	63	67	71	59	63	67	71	59	63	67	71	59	63	67	71	59	63	67	71	59	63	67	71
80	MBh	49.8	50.4	51.9	54.1	49.3	50.0	51.5	53.7	48.0	48.7	50.2	52.4	45.9	46.5	48.0	50.2	43.2	43.9	45.3	47.5	40.7	41.4	42.9	45.1
	S/T	1.00	0.85	0.71	0.57	1.00	0.85	0.72	0.57	1.00	0.88	0.74	0.60	1.00	1.00	0.76	0.62	1.00	1.00	0.78	0.64	1.00	1.00	0.83	0.69
	ΔT	27	25	22	18	27	25	22	18	27	25	22	18	27	25	22	18	27	25	21	18	28	26	23	19
	kW	2.78	2.77	2.77	2.8	3.11	3.11	3.10	3.1	3.48	3.48	3.47	3.5	3.88	3.88	3.87	3.9	4.33	4.32	4.32	4.3	4.85	4.85	4.84	4.9
	Amps	10.4	10.4	10.3	10.5	11.9	11.9	11.9	12.0	13.6	13.6	13.5	13.7	15.4	15.4	15.4	15.5	17.5	17.5	17.4	17.5	19.9	19.9	19.8	19.9
1450	MBh	50.4	51.1	52.5	54.8	49.9	50.6	52.1	54.3	48.7	49.4	50.8	53.0	46.5	47.2	48.6	50.9	43.8	44.5	45.9	48.2	41.3	42.0	43.5	45.7
	S/T	1.00	0.87	0.74	0.60	1.00	0.88	0.75	0.60	1.00	0.91	0.77	0.63	1.00	1.00	0.79	0.65	1.00	1.00	0.81	0.67	1.00	1.00	0.86	0.72
	ΔT	26	24	21	17	26	24	21	17	27	25	21	18	26	24	21	17	26	24	21	17	27	25	22	18
	kW	2.79	2.79	2.78	2.81	3.12	3.12	3.11	3.14	3.49	3.49	3.48	3.51	3.89	3.89	3.88	3.91	4.34	4.33	4.33	4.35	4.86	4.86	4.85	4.88
	Amps	10.4	10.4	10.4	10.5	12.0	11.9	11.9	12.0	13.6	13.6	13.6	13.7	15.5	15.5	15.4	15.6	17.5	17.5	17.5	17.6	19.9	19.9	19.9	20.0
1600	MBh	51.4	52.1	53.5	55.8	50.9	51.6	53.1	55.3	49.7	50.4	51.8	54.0	47.5	48.2	49.6	51.9	44.8	45.5	46.9	49.2	42.3	43.0	44.5	46.7
	S/T	1.00	0.89	0.75	0.61	1.00	0.90	0.76	0.62	1.00	1.00	0.79	0.64	1.00	1.00	0.81	0.66	1.00	1.00	0.83	0.68	1.00	1.00	1.00	0.74
	ΔT	25	24	20	16	25	23	20	16	26	24	20	17	25	23	20	16	25	23	20	16	26	24	21	17
	kW	2.80	2.80	2.80	2.8	3.13	3.13	3.13	3.2	3.50	3.50	3.50	3.5	3.90	3.90	3.90	3.9	4.35	4.35	4.34	4.4	4.88	4.87	4.87	4.9
	Amps	10.5	10.5	10.5	10.6	12.0	12.0	12.0	12.1	13.7	13.7	13.7	13.8	15.5	15.5	15.5	15.6	17.6	17.6	17.5	17.7	20.0	20.0	20.0	20.1

85	MBh	50.6	51.3	52.7	55.0	50.1	50.8	52.3	54.5	48.9	49.6	51.0	53.2	46.7	47.4	48.8	51.1	44.0	44.7	46.1	48.4	41.5	42.2	43.7	45.9
	S/T	1.00	0.95	0.81	0.67	1.00	1.00	0.82	0.67	1.00	1.00	0.84	0.70	1.00	1.00	0.86	0.72	1.00	1.00	1.00	0.74	1.00	1.00	1.00	0.79
	ΔT	31	29	25	22	31	29	25	22	31	29	26	22	31	29	25	22	30	29	25	22	32	30	26	23
	kW	2.78	2.78	2.78	2.8	3.11	3.11	3.11	3.1	3.48	3.48	3.48	3.5	3.88	3.88	3.88	3.9	4.33	4.33	4.32	4.3	4.86	4.85	4.85	4.9
	Amps	10.4	10.4	10.4	10.5	11.9	11.9	11.9	12.0	13.6	13.6	13.6	13.7	15.4	15.4	15.4	15.5	17.5	17.5	17.5	17.6	19.9	19.9	19.9	20.0
1450	MBh	51.2	51.9	53.4	55.6	50.8	51.5	52.9	55.1	49.5	50.2	51.6	53.9	47.3	48.0	49.4	51.7	44.6	45.3	46.8	49.0	42.2	42.9	44.3	46.5
	S/T	1.00	0.98	0.84	0.70	1.00	1.00	0.85	0.70	1.00	1.00	0.87	0.73	1.00	1.00	0.89	0.75	1.00	1.00	1.00	0.77	1.00	1.00	1.00	0.82
	ΔT	30	28	25	21	30	28	25	21	30	28	25	21	30	28	25	21	30	28	24	21	31	29	25	22
	kW	2.80	2.79	2.79	2.81	3.13	3.12	3.12	3.14	3.50	3.49	3.49	3.51	3.90	3.89	3.89	3.91	4.34	4.34	4.34	4.36	4.87	4.87	4.86	4.89
	Amps	10.5	10.5	10.4	10.5	12.0	12.0	11.9	12.1	13.7	13.7	13.6	13.8	15.5	15.5	15.5	15.6	17.5	17.5	17.5	17.6	19.9	19.9	19.9	20.0
1600	MBh	52.2	52.9	54.4	56.6	51.8	52.5	53.9	56.1	50.5	51.2	52.6	54.9	48.3	49.0	50.4	52.7	45.6	46.3	47.8	50.0	43.2	43.9	45.3	47.5
	S/T	1.00	0.99	0.86	0.71	1.00	1.00	0.86	0.72	1.00	1.00	0.89	0.74	1.00	1.00	0.91	0.76	1.00	1.00	1.00	0.79	1.00	1.00	1.00	0.84
	ΔT	29	27	24	20	29	27	24	20	29	27	24	20	29	27	24	20	29	27	23	20	30	28	25	21
	kW	2.81	2.81	2.80	2.8	3.14	3.14	3.13	3.2	3.51	3.51	3.50	3.5	3.91	3.91	3.90	3.9	4.36	4.36	4.35	4.4	4.88	4.88	4.87	4.9
	Amps	10.5	10.5	10.5	10.6	12.0	12.0	12.0	12.1	13.7	13.7	13.7	13.8	15.6	15.6	15.5	15.6	17.6	17.6	17.6	17.7	20.0	20.0	20.0	20.1

IDB: Entering Indoor Dry Bulb Temperature
 High and low pressures are measured at the liquid and suction service valves.
 Shaded area reflects AHRI Rating Conditions.
 kW = Total system power
 Amps = Outdoor unit amps (compressor + fan)

COOLING DATA — GLZS5BA6010A*+AMST60CU1300A*

IDB		OUTDOOR AMBIENT TEMPERATURE												105°F												115°F																					
		65°F						75°F						85°F						95°F						105°F						115°F															
		ENTERING INDOOR WET BULB TEMPERATURE												ENTERING INDOOR WET BULB TEMPERATURE												ENTERING INDOOR WET BULB TEMPERATURE												ENTERING INDOOR WET BULB TEMPERATURE									
AIRFLOW	59	63	67	71	59	63	67	71	59	63	67	71	59	63	67	71	59	63	67	71	59	63	67	71	59	63	67	71																			
1800	MBh	61.8	62.7	64.5	-	61.3	62.2	64.0	-	59.7	60.6	62.4	-	57.0	57.8	59.6	-	53.6	54.5	56.3	-	50.6	51.4	53.2	-																						
	S/T	0.67	0.59	0.45	-	0.67	0.60	0.46	-	0.70	0.62	0.49	-	1.00	0.64	0.51	-	1.00	0.66	0.53	-	1.00	0.71	0.58	-																						
	ΔT	19	17	14	-	19	17	14	-	19	17	14	-	19	17	14	-	19	17	13	-	20	18	14	-																						
	kW	3.41	3.40	3.40	-	3.84	3.84	3.83	-	4.33	4.32	4.32	-	4.85	4.85	4.84	-	5.44	5.43	5.43	-	6.12	6.12	6.11	-																						
	Amps	13.3	13.3	13.2	-	15.3	15.2	15.2	-	17.5	17.5	17.4	-	19.9	19.9	19.8	-	22.5	22.5	22.5	-	25.7	25.7	25.6	-																						
2000	MBh	62.7	63.6	65.4	-	62.1	63.0	64.8	-	60.6	61.4	63.2	-	57.8	58.7	60.5	-	54.5	55.3	57.1	-	51.4	52.3	54.1	-																						
	S/T	0.70	0.62	0.49	-	0.70	0.63	0.49	-	0.73	0.65	0.52	-	1.00	0.67	0.54	-	1.00	0.69	0.56	-	1.00	0.75	0.61	-																						
	ΔT	18	16	13	-	18	16	13	-	18	16	13	-	18	16	13	-	18	16	12	-	19	17	14	-																						
	kW	3.43	3.42	3.41	-	3.86	3.86	3.85	-	4.34	4.34	4.33	-	4.87	4.86	4.86	-	5.45	5.45	5.44	-	6.14	6.14	6.13	-																						
	Amps	13.3	13.3	13.3	-	15.3	15.3	15.3	-	17.5	17.5	17.5	-	19.9	19.9	19.9	-	22.6	22.6	22.6	-	25.8	25.8	25.7	-																						
2250	MBh	64.0	64.8	66.7	-	63.4	64.3	66.1	-	61.8	62.7	64.5	-	59.1	59.9	61.8	-	55.7	56.6	58.4	-	52.7	53.5	55.4	-																						
	S/T	0.71	0.64	0.50	-	0.72	0.64	0.51	-	1.00	0.67	0.53	-	1.00	0.69	0.55	-	1.00	0.71	0.57	-	1.00	1.00	0.62	-																						
	ΔT	17	15	12	-	17	15	12	-	17	16	12	-	17	15	12	-	17	15	12	-	18	16	13	-																						
	kW	3.44	3.44	3.43	-	3.88	3.87	3.87	-	4.36	4.36	4.35	-	4.89	4.88	4.88	-	5.47	5.47	5.46	-	6.16	6.16	6.15	-																						
	Amps	13.4	13.4	13.4	-	15.4	15.4	15.4	-	17.6	17.6	17.6	-	20.0	20.0	20.0	-	22.7	22.7	22.7	-	25.9	25.8	25.8	-																						

IDB		OUTDOOR AMBIENT TEMPERATURE												105°F												115°F																					
		65°F						75°F						85°F						95°F						105°F						115°F															
		ENTERING INDOOR WET BULB TEMPERATURE												ENTERING INDOOR WET BULB TEMPERATURE												ENTERING INDOOR WET BULB TEMPERATURE												ENTERING INDOOR WET BULB TEMPERATURE									
AIRFLOW	59	63	67	71	59	63	67	71	59	63	67	71	59	63	67	71	59	63	67	71	59	63	67	71	59	63	67	71																			
1800	MBh	61.9	62.7	64.6	67.4	61.3	62.2	64.0	66.8	59.7	60.6	62.4	65.2	57.0	57.9	59.7	62.5	53.6	54.5	56.3	59.1	50.6	51.4	53.3	56.1																						
	S/T	0.80	0.72	0.58	0.44	1.00	0.73	0.59	0.45	1.00	0.75	0.62	0.47	1.00	0.77	0.63	0.49	1.00	0.79	0.66	0.51	1.00	1.00	0.71	0.57																						
	ΔT	23	21	18	14	23	21	18	14	23	21	18	14	23	21	18	14	23	21	17	14	24	22	19	15																						
	kW	3.41	3.40	3.39	3.4	3.84	3.84	3.83	3.9	4.32	4.32	4.31	4.3	4.85	4.84	4.84	4.9	5.43	5.43	5.42	5.5	6.12	6.12	6.11	6.1																						
	Amps	13.3	13.2	13.2	13.4	15.2	15.2	15.2	15.3	17.5	17.4	17.4	17.6	19.9	19.8	19.8	20.0	22.5	22.5	22.5	22.6	25.7	25.7	25.6	25.8																						
2000	MBh	62.7	63.6	65.4	68.2	62.2	63.0	64.9	67.7	60.6	61.4	63.3	66.1	57.8	58.7	60.5	63.3	54.5	55.4	57.2	60.0	51.4	52.3	54.1	56.9																						
	S/T	0.83	0.75	0.62	0.47	1.00	0.76	0.62	0.48	1.00	0.78	0.65	0.50	1.00	0.80	0.67	0.52	1.00	1.00	0.69	0.55	1.00	1.00	0.74	0.60																						
	ΔT	22	20	17	13	22	20	17	13	22	21	17	13	22	20	17	13	22	20	17	13	23	21	18	14																						
	kW	3.42	3.42	3.41	3.44	3.86	3.85	3.85	3.88	4.34	4.34	4.33	4.36	4.86	4.86	4.85	4.89	5.45	5.45	5.44	5.47	6.14	6.13	6.13	6.16																						
	Amps	13.3	13.3	13.3	13.4	15.3	15.3	15.3	15.4	17.5	17.5	17.5	17.6	19.9	19.9	19.9	20.0	22.6	22.6	22.6	22.7	25.8	25.7	25.7	25.9																						
2250	MBh	64.0	64.9	66.7	69.5	63.5	64.3	66.1	68.9	61.9	62.7	64.5	67.3	59.1	60.0	61.8	64.6	55.8	56.6	58.5	61.2	52.7	53.6	55.4	58.2																						
	S/T	0.84	0.76	0.63	0.49	1.00	0.77	0.64	0.49	1.00	0.80	0.66	0.52	1.00	0.82	0.68	0.54	1.00	1.00	0.70	0.56	1.00	1.00	0.75	0.61																						
	ΔT	21	19	16	12	21	19	16	12	21	20	16	13	21	19	16	12	21	19	16	12	22	20	17	13																						
	kW	3.44	3.44	3.43	3.5	3.87	3.87	3.86	3.9	4.36	4.36	4.35	4.4	4.88	4.88	4.87	4.9	5.47	5.47	5.46	5.5	6.16	6.15	6.14	6.2																						
	Amps	13.4	13.4	13.4	13.5	15.4	15.4	15.4	15.5	17.6	17.6	17.6	17.7	20.0	20.0	20.0	20.1	22.7	22.7	22.6	22.8	25.8	25.8	25.8	25.9																						

IDB: Entering Indoor Dry Bulb Temperature
 High and low pressures are measured at the liquid and suction service valves.
 Shaded area reflects ACCA (TVA) Rating Conditions.
 kW = Total system power
 Amps = Outdoor unit amps (compressor + fan)

COOLING DATA — GLZS5BA6010A*+AMST60CU1300A* (CONT.)

IDB	AIRFLOW	OUTDOOR AMBIENT TEMPERATURE																							
		65°F				75°F				85°F				105°F				115°F							
		59	63	67	71	59	63	67	71	59	63	67	71	59	63	67	71	59	63	67	71				
80	MBh	62.2	63.1	64.9	67.7	61.7	62.5	64.3	67.1	60.1	60.9	62.7	65.5	57.3	58.2	60.0	62.8	54.0	54.8	56.6	59.4	50.9	51.8	53.6	56.4
	S/T	1.00	0.85	0.71	0.57	1.00	0.85	0.72	0.57	1.00	0.88	0.74	0.60	1.00	1.00	0.76	0.62	1.00	1.00	0.78	0.64	1.00	1.00	0.83	0.69
	ΔT	27	25	22	18	27	25	22	18	27	25	22	18	27	25	22	18	27	25	21	18	28	26	23	19
	kW	3.41	3.40	3.40	3.4	3.84	3.84	3.83	3.9	4.33	4.32	4.32	4.3	4.85	4.85	4.84	4.9	5.44	5.43	5.42	5.5	6.12	6.12	6.11	6.1
	Amps	13.3	13.3	13.2	13.4	15.3	15.2	15.2	15.4	17.5	17.5	17.4	17.6	19.9	19.9	19.8	20.0	22.5	22.5	22.5	22.6	25.7	25.7	25.6	25.8
2000	MBh	63.0	63.9	65.7	68.5	62.5	63.4	65.2	68.0	60.9	61.8	63.6	66.4	58.2	59.0	60.8	63.6	54.8	55.7	57.5	60.3	51.7	52.6	54.4	57.2
	S/T	1.00	0.88	0.74	0.60	1.00	0.88	0.75	0.60	1.00	0.91	0.77	0.63	1.00	1.00	0.79	0.65	1.00	1.00	0.81	0.67	1.00	1.00	0.87	0.72
	ΔT	26	24	21	17	26	24	21	17	26	25	21	18	26	24	21	17	26	24	21	17	27	25	22	18
	kW	3.42	3.42	3.41	3.45	3.86	3.86	3.85	3.88	4.34	4.34	4.33	4.37	4.87	4.86	4.86	4.89	5.45	5.45	5.44	5.47	6.14	6.14	6.13	6.16
	Amps	13.3	13.3	13.3	13.4	15.3	15.3	15.3	15.4	17.5	17.5	17.5	17.6	19.9	19.9	19.9	20.0	22.6	22.6	22.6	22.7	25.8	25.8	25.7	25.9
2250	MBh	64.3	65.2	67.0	69.8	63.8	64.6	66.5	69.2	62.2	63.0	64.9	67.6	59.4	60.3	62.1	64.9	56.1	56.9	58.8	61.6	53.0	53.9	55.7	58.5
	S/T	1.00	0.89	0.75	0.61	1.00	0.90	0.76	0.62	1.00	1.00	0.79	0.64	1.00	1.00	0.81	0.66	1.00	1.00	0.83	0.68	1.00	1.00	1.00	0.74
	ΔT	25	23	20	16	25	23	20	16	26	24	20	17	25	23	20	16	25	23	20	16	26	24	21	17
	kW	3.44	3.44	3.43	3.5	3.88	3.87	3.87	3.9	4.36	4.36	4.35	4.4	4.89	4.88	4.87	4.9	5.47	5.47	5.46	5.5	6.16	6.15	6.15	6.2
	Amps	13.4	13.4	13.4	13.5	15.4	15.4	15.4	15.5	17.6	17.6	17.6	17.7	20.0	20.0	20.0	20.1	22.7	22.7	22.7	22.8	25.9	25.8	25.8	26.0

1800	MBh	63.2	64.1	65.9	68.7	62.7	63.5	65.4	68.2	61.1	61.9	63.8	66.6	58.3	59.2	61.0	63.8	55.0	55.9	57.7	60.5	51.9	52.8	54.6	57.4
	S/T	1.00	0.95	0.81	0.67	1.00	1.00	0.82	0.67	1.00	1.00	0.84	0.70	1.00	1.00	0.86	0.72	1.00	1.00	1.00	0.74	1.00	1.00	1.00	0.79
	ΔT	31	29	25	22	31	29	25	22	31	29	26	22	31	29	25	22	30	29	25	22	32	30	26	23
	kW	3.42	3.41	3.41	3.4	3.85	3.85	3.84	3.9	4.33	4.33	4.32	4.4	4.86	4.85	4.85	4.9	5.44	5.44	5.43	5.5	6.13	6.13	6.12	6.2
	Amps	13.3	13.3	13.3	13.4	15.3	15.3	15.2	15.4	17.5	17.5	17.5	17.6	19.9	19.9	19.9	20.0	22.6	22.6	22.5	22.7	25.7	25.7	25.7	25.8
2000	MBh	64.1	64.9	66.8	69.5	63.5	64.4	66.2	69.0	61.9	62.8	64.6	67.4	59.2	60.1	61.9	64.7	55.8	56.7	58.5	61.3	52.8	53.6	55.5	58.2
	S/T	1.00	0.98	0.84	0.70	1.00	1.00	0.85	0.71	1.00	1.00	0.87	0.73	1.00	1.00	0.89	0.75	1.00	1.00	1.00	0.77	1.00	1.00	1.00	0.82
	ΔT	30	28	25	21	30	28	25	21	30	28	25	21	30	28	25	21	30	28	24	21	31	29	25	22
	kW	3.43	3.43	3.42	3.46	3.87	3.86	3.86	3.89	4.35	4.35	4.34	4.37	4.88	4.87	4.86	4.90	5.46	5.46	5.45	5.48	6.15	6.14	6.14	6.17
	Amps	13.4	13.4	13.3	13.5	15.4	15.4	15.3	15.5	17.6	17.6	17.5	17.7	20.0	20.0	19.9	20.1	22.7	22.6	22.6	22.8	25.8	25.8	25.8	25.9
2250	MBh	65.3	66.2	68.0	70.8	64.8	65.7	67.5	70.3	63.2	64.1	65.9	68.7	60.5	61.3	63.1	65.9	57.1	58.0	59.8	62.6	54.1	54.9	56.7	59.5
	S/T	1.00	0.99	0.86	0.71	1.00	1.00	0.86	0.72	1.00	1.00	0.89	0.74	1.00	1.00	0.91	0.76	1.00	1.00	1.00	0.79	1.00	1.00	1.00	0.84
	ΔT	29	27	24	20	29	27	24	20	29	27	24	20	29	27	24	20	29	27	23	20	30	28	24	21
	kW	3.45	3.45	3.44	3.5	3.89	3.88	3.87	3.9	4.37	4.37	4.36	4.4	4.89	4.89	4.88	4.9	5.48	5.48	5.47	5.5	6.17	6.16	6.16	6.2
	Amps	13.5	13.5	13.4	13.6	15.5	15.4	15.4	15.6	17.7	17.7	17.6	17.8	20.1	20.1	20.0	20.2	22.7	22.7	22.7	22.8	25.9	25.9	25.8	26.0

IDB: Entering Indoor Dry Bulb Temperature
 High and low pressures are measured at the liquid and suction service valves.
 Shaded area reflects AHRI Rating Conditions.
 kW = Total system power
 Amps = Outdoor unit amps (compressor + fan)

HEATING DATA

GLZS5BA1810A*+AMST24BU1300A*

	OUTDOOR AMBIENT TEMPERATURE																
	65	60	55	50	47	45	40	35	30	25	20	17	15	10	5	0	-5
MBh	24.4	22.8	21.3	19.8	18.8	18.1	16.2	14.6	13.2	12.2	11.4	11.0	10.5	9.2	7.9	6.6	5.3
T/R	34.2	32.3	30.4	28.5	27.4	26.4	23.7	21.2	19.2	17.7	16.6	16.0	15.3	13.4	11.5	9.6	7.7
KW	1.5	1.4	1.4	1.4	1.4	1.4	1.4	1.4	1.4	1.3	1.3	1.3	1.3	1.3	1.3	1.3	1.2
AMPS	5.3	5.3	5.2	5.1	5.1	5.1	5.0	4.9	4.9	4.8	4.7	4.7	4.7	4.6	4.5	4.5	4.4
COP	4.89	4.63	4.36	4.10	3.92	3.79	3.44	3.12	2.86	2.67	2.53	2.46	2.36	2.09	1.82	1.54	1.25
Hi PR	415	401	388	374	366	361	347	334	320	307	293	285	280	266	253	239	226
LO PR	153	144	134	125	119	115	106	96	87	77	67	62	58	48	39	29	20

GLZS5BA2410A*+AMST24BU1300A*

	OUTDOOR AMBIENT TEMPERATURE																
	65	60	55	50	47	45	40	35	30	25	20	17	15	10	5	0	-5
MBh	31.1	29.2	27.3	25.4	24.2	23.4	21.2	19.1	17.4	16.1	15.2	14.7	14.1	12.5	10.9	9.4	7.8
T/R	35.8	33.9	32.0	30.1	29.0	27.9	25.3	22.8	20.8	19.3	18.2	17.6	16.9	15.0	13.1	11.2	9.3
KW	1.9	1.9	1.8	1.8	1.8	1.8	1.7	1.7	1.7	1.7	1.7	1.6	1.6	1.6	1.6	1.5	1.5
AMPS	7.0	6.9	6.8	6.6	6.6	6.5	6.4	6.3	6.2	6.1	6.0	5.9	5.8	5.7	5.6	5.5	5.4
COP	4.83	4.60	4.36	4.12	3.96	3.84	3.53	3.23	2.99	2.82	2.70	2.64	2.54	2.29	2.04	1.77	1.50
Hi PR	416	402	389	375	367	362	348	335	321	308	294	286	280	267	253	240	226
LO PR	148	139	130	121	115	111	102	93	84	74	65	60	56	47	38	28	19

GLZS5BA3010A*+AMST30BU1300A*

	OUTDOOR AMBIENT TEMPERATURE																
	65	60	55	50	47	45	40	35	30	25	20	17	15	10	5	0	-5
MBh	40.0	37.6	35.2	32.8	31.2	30.1	27.3	24.6	22.5	20.9	19.7	19.1	18.3	16.3	14.2	12.2	10.2
T/R	34.0	32.2	30.4	28.6	27.5	26.6	24.1	21.7	19.8	18.4	17.4	16.8	16.1	14.3	12.6	10.8	9.0
KW	2.5	2.5	2.5	2.4	2.4	2.4	2.4	2.4	2.4	2.3	2.3	2.3	2.3	2.3	2.3	2.3	2.2
AMPS	9.1	9.1	9.0	8.9	8.9	8.8	8.8	8.7	8.6	8.5	8.4	8.4	8.4	8.3	8.2	8.1	8.0
COP	4.72	4.46	4.20	3.95	3.78	3.66	3.34	3.04	2.79	2.61	2.49	2.42	2.32	2.08	1.84	1.59	1.34
Hi PR	433	419	405	390	382	376	362	348	334	320	306	298	292	278	264	250	236
LO PR	142	134	125	116	111	107	98	89	80	72	63	57	54	45	36	27	18

GLZS5BA3610A*+AMST42BU1300A*

	OUTDOOR AMBIENT TEMPERATURE																
	65	60	55	50	47	45	40	35	30	25	20	17	15	10	5	0	-5
MBh	46.0	43.3	40.6	37.9	36.2	35.0	31.9	29.0	26.6	24.8	23.5	22.8	22.0	19.7	17.5	15.3	13.0
T/R	35.2	33.4	31.6	29.8	28.8	27.8	25.4	23.0	21.1	19.7	18.7	18.2	17.4	15.7	13.9	12.1	10.4
KW	2.8	2.8	2.7	2.7	2.7	2.7	2.6	2.6	2.6	2.5	2.5	2.5	2.4	2.4	2.4	2.3	2.3
AMPS	10.3	10.1	10.0	9.8	9.7	9.7	9.5	9.4	9.2	9.1	8.9	8.9	8.8	8.6	8.5	8.3	8.2
COP	4.83	4.60	4.37	4.14	3.98	3.86	3.57	3.28	3.05	2.89	2.78	2.72	2.63	2.40	2.16	1.91	1.65
Hi PR	395	382	369	356	349	343	331	318	305	292	279	271	266	253	241	228	215
LO PR	138	129	121	112	107	104	95	86	78	69	61	56	52	44	35	26	18

Above information is for nominal CFM and 70 degree indoor dry bulb. Instantaneous capacity listed.

Amps = Outdoor unit amps (comp.+fan)

KW = Total system power

Goodman Manufacturing Company, L.P. reserves the right to discontinue, or change at any time, specifications or designs without notice or without incurring obligations.

GLZS5BA4210A*+AMST42BU1300A*

	OUTDOOR AMBIENT TEMPERATURE																
	65	60	55	50	47	45	40	35	30	25	20	17	15	10	5	0	-5
MBh	50.6	47.7	44.7	41.9	40.0	38.7	35.4	32.2	29.6	27.7	26.3	25.6	24.6	22.2	19.8	17.4	15.0
T/R	33.4	31.7	30.1	28.4	27.4	26.6	24.3	22.1	20.3	19.0	18.0	17.5	16.9	15.2	13.6	11.9	10.3
KW	3.2	3.2	3.2	3.1	3.1	3.1	3.0	3.0	2.9	2.9	2.9	2.8	2.8	2.8	2.7	2.7	2.7
AMPS	11.9	11.7	11.6	11.4	11.3	11.2	11.0	10.8	10.7	10.5	10.3	10.2	10.1	9.9	9.8	9.6	9.4
COP	4.59	4.37	4.16	3.94	3.80	3.69	3.42	3.16	2.94	2.79	2.69	2.64	2.56	2.34	2.12	1.89	1.65
Hi PR	415	401	388	374	366	361	347	334	320	307	293	285	280	266	253	239	226
LO PR	138	129	121	112	107	104	95	86	78	69	61	56	52	44	35	26	18

GLZS5BA4810A*+AMST48BU1300A*

	OUTDOOR AMBIENT TEMPERATURE																
	65	60	55	50	47	45	40	35	30	25	20	17	15	10	5	0	-5
MBh	59.9	56.3	52.8	49.3	47.1	45.5	41.4	37.6	34.4	32.1	30.5	29.6	28.4	25.5	22.6	19.6	16.7
T/R	36.8	34.9	33.1	31.2	30.1	29.1	26.5	24.0	22.0	20.5	19.5	18.9	18.1	16.3	14.4	12.5	10.7
KW	3.7	3.6	3.6	3.5	3.5	3.5	3.4	3.4	3.3	3.2	3.2	3.2	3.1	3.1	3.0	3.0	2.9
AMPS	13.7	13.5	13.2	13.0	12.9	12.8	12.5	12.3	12.1	11.8	11.6	11.5	11.4	11.1	10.9	10.7	10.4
COP	4.77	4.55	4.33	4.11	3.96	3.85	3.56	3.28	3.06	2.90	2.79	2.74	2.65	2.42	2.18	1.93	1.67
Hi PR	414	401	387	374	366	360	347	333	320	306	293	285	279	266	252	239	225
LO PR	138	129	121	112	107	104	95	86	78	69	61	56	52	44	35	26	18

GLZS5BA6010A*+AMST60BU1300A*

	OUTDOOR AMBIENT TEMPERATURE																
	65	60	55	50	47	45	40	35	30	25	20	17	15	10	5	0	-5
MBh	76.5	72.0	67.6	63.2	60.4	58.4	53.4	48.6	44.7	41.8	39.7	38.6	37.2	33.5	29.9	26.3	22.6
T/R	37.8	36.0	34.1	32.2	31.1	30.1	27.5	25.0	23.0	21.5	20.4	19.9	19.1	17.2	15.4	13.5	11.6
KW	4.6	4.5	4.4	4.4	4.3	4.3	4.2	4.2	4.1	4.0	3.9	3.9	3.9	3.8	3.7	3.7	3.6
AMPS	17.0	16.7	16.4	16.1	15.9	15.8	15.5	15.2	14.9	14.6	14.3	14.1	14.0	13.7	13.4	13.1	12.8
COP	4.90	4.69	4.47	4.25	4.10	3.99	3.71	3.43	3.21	3.05	2.95	2.90	2.81	2.58	2.34	2.10	1.84
Hi PR	394	381	368	355	348	342	330	317	304	291	278	271	266	253	240	227	214
LO PR	135	126	118	110	105	101	93	84	76	68	59	54	51	43	34	26	17

Above information is for nominal CFM and 70 degree indoor dry bulb. Instantaneous capacity listed.

Amps = Outdoor unit amps (comp.+fan)

kW = Total system power

Goodman Manufacturing Company, L.P. reserves the right to discontinue, or change at any time, specifications or designs without notice or without incurring obligations.

PERFORMANCE DATA

MODEL: GLZS5BA1810A*+AMST24CU1300A*				
CONDITIONS: 80 °F IBD, 67 °F IWB @ 635 CFM				
OUTDOOR TEM. ° F.	TOTAL BTU/H	SENSIBLE BTU/H	LATENT BTU/H	TOTAL WATTS
75	19,300	12,900	6,400	1,170
80	19,060	12,965	6,095	1,240
85	18,820	13,030	5,790	1,310
90	18,410	12,905	5,505	1,380
95	18,000	12,780	5,220	1,450
100	17,495	12,600	4,895	1,530
105	16,990	12,420	4,570	1,610
110	16,535	12,470	4,065	1,705
115	16,080	12,520	3,560	1,800
TVA CONDITIONS @ 95° OD DB, 75° ID DB 63° ID WB				
95°	17,358	12,493	4,865	1,452

MODEL: GLZS5BA2410A*+AMST24CU1300A*				
CONDITIONS: 80 °F IBD, 67 °F IWB @ 775 CFM				
OUTDOOR TEM. ° F.	TOTAL BTU/H	SENSIBLE BTU/H	LATENT BTU/H	TOTAL WATTS
75	25,730	18,180	7,550	1,550
80	25,415	18,265	7,150	1,640
85	25,100	18,350	6,750	1,730
90	24,550	18,180	6,370	1,835
95	24,000	18,010	5,990	1,940
100	23,330	17,755	5,575	2,050
105	22,660	17,500	5,160	2,160
110	22,050	17,570	4,480	2,290
115	21,440	17,640	3,800	2,420
TVA CONDITIONS @ 95° OD DB, 75° ID DB 63° ID WB				
95°	23,144	17,596	5,548	1,937

MODEL: GLZS5BA3010A*+AMST30CU1300A*				
CONDITIONS: 80 °F IBD, 67 °F IWB @ 1,050 CFM				
OUTDOOR TEM. ° F.	TOTAL BTU/H	SENSIBLE BTU/H	LATENT BTU/H	TOTAL WATTS
75	32,170	23,630	8,540	1,950
80	31,770	23,740	8,030	2,065
85	31,370	23,850	7,520	2,180
90	30,685	23,630	7,055	2,300
95	30,000	23,410	6,590	2,420
100	29,160	23,075	6,085	2,555
105	28,320	22,740	5,580	2,690
110	27,555	22,835	4,720	2,850
115	26,790	22,930	3,860	3,010
TVA CONDITIONS @ 95° OD DB, 75° ID DB 63° ID WB				
95°	28,930	22,875	6,055	2,421

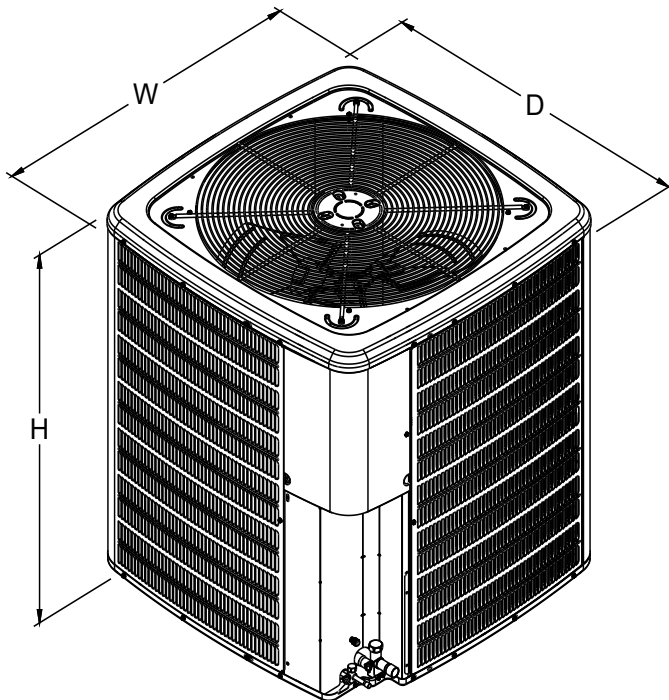
MODEL: GLZS5BA3610A*+AMST42CU1300A*				
CONDITIONS: 80 °F IBD, 67 °F IWB @ 1,165 CFM				
OUTDOOR TEM. ° F.	TOTAL BTU/H	SENSIBLE BTU/H	LATENT BTU/H	TOTAL WATTS
75	38,060	25,210	12,850	2,300
80	37,585	25,370	12,215	2,440
85	37,110	25,530	11,580	2,580
90	36,285	25,320	10,965	2,735
95	35,460	25,110	10,350	2,890
100	34,455	24,780	9,675	3,060
105	33,450	24,450	9,000	3,230
110	32,530	24,610	7,920	3,430
115	31,610	24,770	6,840	3,630
TVA CONDITIONS @ 95° OD DB, 75° ID DB 63° ID WB				
95°	34,177	24,557	9,620	2,891

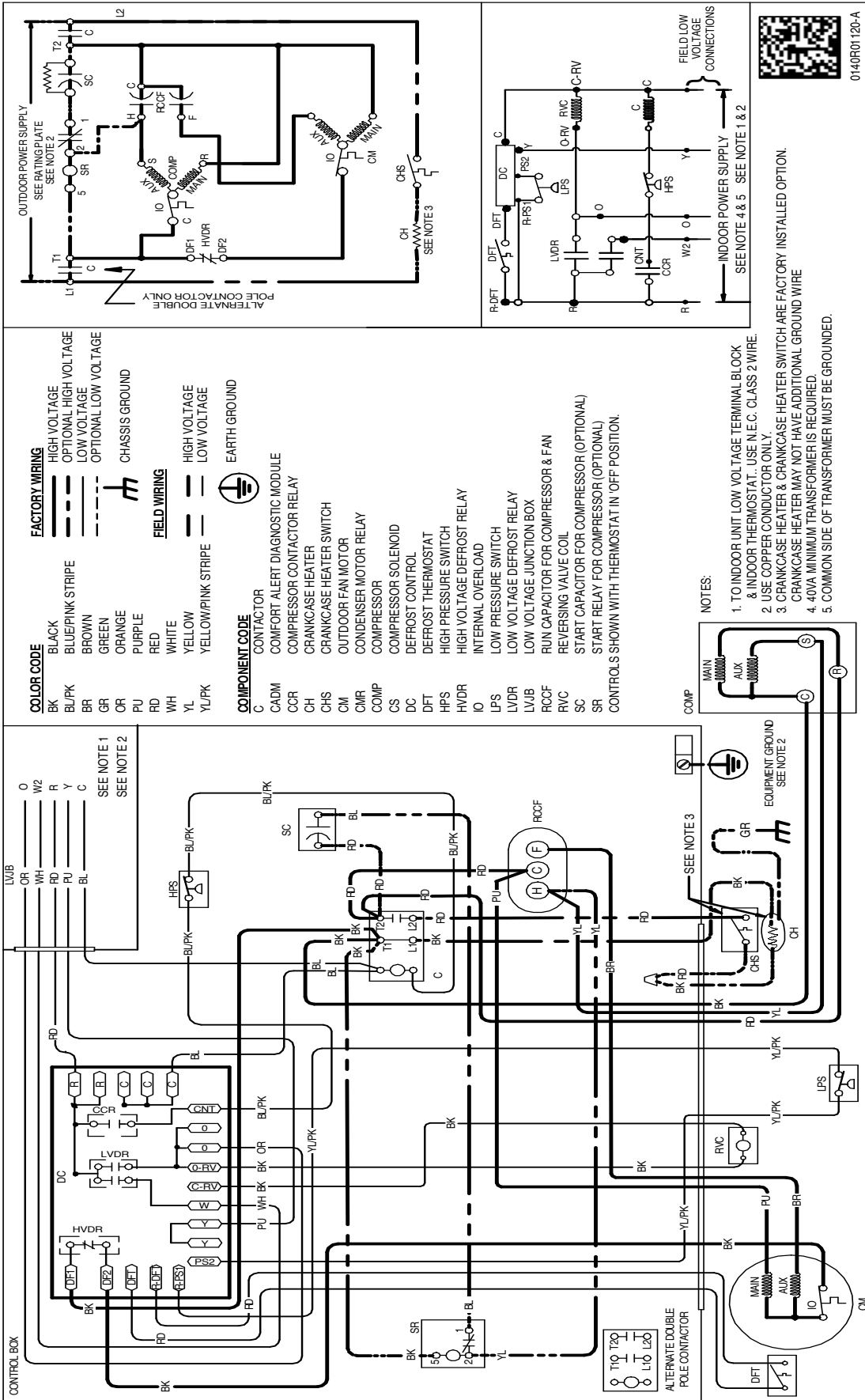
MODEL: GLZS5BA4210A*+AMST42CU1300A*				
CONDITIONS: 80 °F IBD, 67 °F IWB @ 1,350 CFM				
OUTDOOR TEM. ° F.	TOTAL BTU/H	SENSIBLE BTU/H	LATENT BTU/H	TOTAL WATTS
75	45,040	32,020	13,020	2,720
80	44,480	32,170	12,310	2,880
85	43,920	32,320	11,600	3,040
90	42,960	32,020	10,940	3,215
95	42,000	31,720	10,280	3,390
100	40,825	31,270	9,555	3,580
105	39,650	30,820	8,830	3,770
110	38,580	30,950	7,630	3,995
115	37,510	31,080	6,430	4,220
TVA CONDITIONS @ 95° OD DB, 75° ID DB 63° ID WB				
95°	40,502	30,999	9,503	3,389

MODEL: GLZS5BA4810A*+AMST48CU1300A*				
CONDITIONS: 80 °F IBD, 67 °F IWB @ 1,450 CFM				
OUTDOOR TEM. ° F.	TOTAL BTU/H	SENSIBLE BTU/H	LATENT BTU/H	TOTAL WATTS
75	52,100	38,840	13,260	3,110
80	51,460	39,000	12,460	3,295
85	50,820	39,160	11,660	3,480
90	49,725	38,790	10,935	3,680
95	48,630	38,420	10,210	3,880
100	47,290	37,870	9,420	4,105
105	45,950	37,320	8,630	4,330
110	44,725	37,445	7,280	4,590
115	43,500	37,570	5,930	4,850
TVA CONDITIONS @ 95° OD DB, 75° ID DB 63° ID WB				
95°	46,915	37,542	9,373	3,886

MODEL: GLZS5BA6010A*+AMST60CU1300A*				
CONDITIONS: 80 °F IBD, 67 °F IWB @ 1,800 CFM				
OUTDOOR TEM. ° F.	TOTAL BTU/H	SENSIBLE BTU/H	LATENT BTU/H	TOTAL WATTS
75	65,180	48,690	16,490	3,850
80	64,385	48,895	15,490	4,090
85	63,590	49,100	14,490	4,330
90	62,220	48,635	13,585	4,595
95	60,850	48,170	12,680	4,860
100	59,175	47,475	11,700	5,150
105	57,500	46,780	10,720	5,440
110	55,970	46,940	9,030	5,785
115	54,440	47,100	7,340	6,130
TVA Conditions @ 95° OD DB, 75° ID DB 63° ID WB				
95°	58,707	47,069	11,638	4,861

MODEL	DIMENSIONS		
	W"	D"	H"
GLZS5BA1810A*	29	29	39½
GLZS5BA2410A*	29	29	39½
GLZS5BA3010A*	35½	35½	39½
GLZS5BA3610A*	35½	35½	39½
GLZS5BA4210A*	35½	35½	35¾
GLZS5BA4810A*	35½	35½	36½
GLZS5BA6010A*	35½	35½	41¾

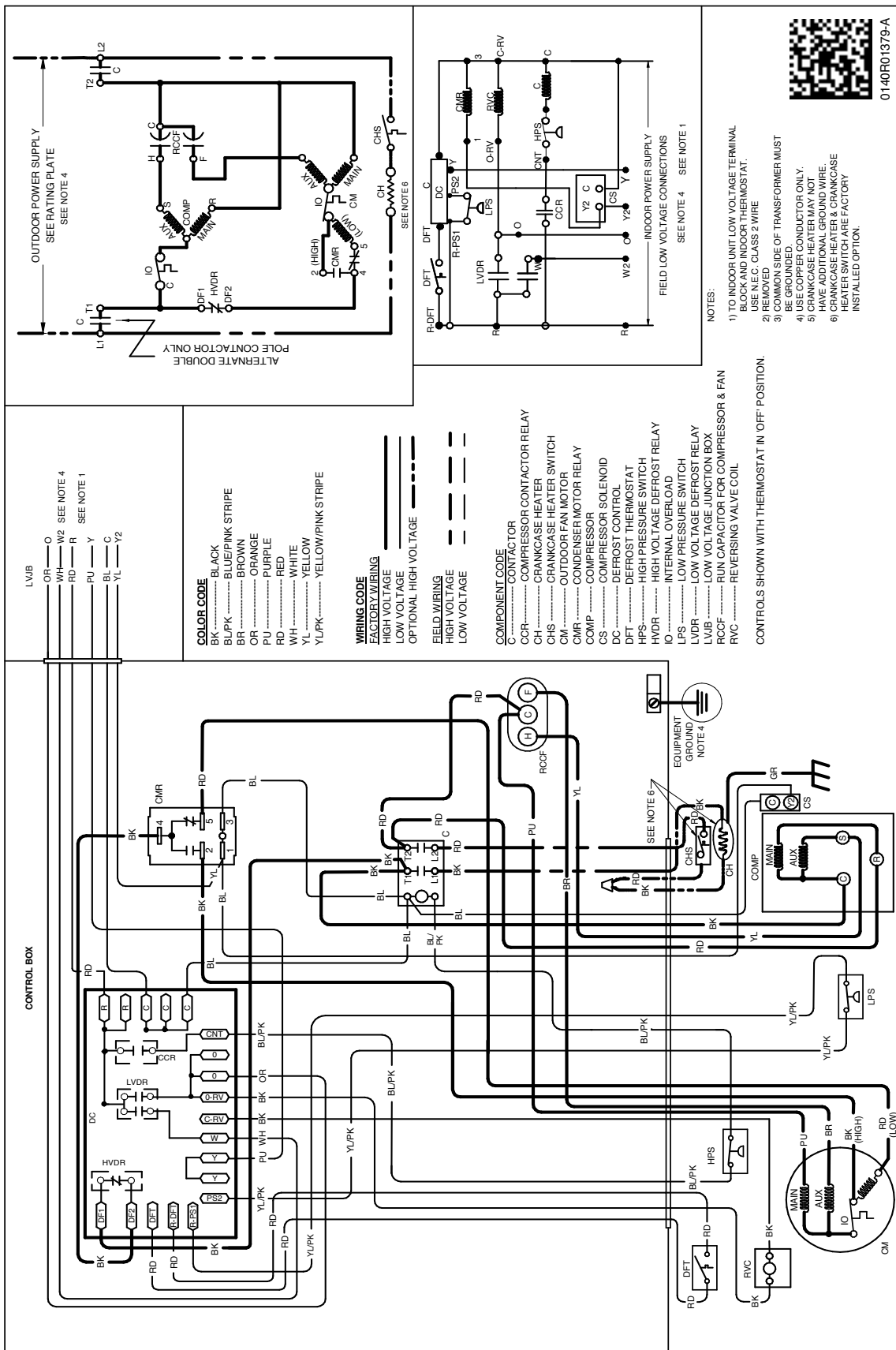




WARNING

High Voltage: Disconnect all power before servicing or installing this unit. Multiple power sources may be present. Failure to do so may cause property damage, personal injury, or death.

Wiring is subject to change. Always refer to the wiring diagram or the unit for the most up-to-date wiring.



01-40-RO1379-A

WARNING

High Voltage: Disconnect all power before servicing or installing this unit. Multiple power sources may be present. Failure to do so may cause property damage, personal injury, or death.

Wiring is subject to change. Always refer to the wiring diagram or the unit for the most up-to-date wiring.

ACCESSORIES

MODEL #	DESCRIPTION	GLZS5BA 1810A*	GLZS5BA 2410A*	GLZS5BA 3010A*	GLZS5BA 3610A*	GLZS5BA 4210A*	GLZS5BA 4810A*	GLZS5BA 6010A*
ABK-20	Anchor Bracket Kit ⁰	X	X	X	X	X	X	X
CSR-U-1	Hard-start Kit	X	X	X	X			
CSR-U-2	Hard-start Kit					X	X	X
CSR-U-3	Hard-start Kit						X	X
FSK01A ¹	Freeze Protection Kit	X	X	X	X	X	X	X
LAKT01A	Low-Ambient Kit	X	X	X	X	X	X	X
OT18-60A ²	Outdoor Thermostat w/ Lockout Stat	X	X	X	X	X	X	X
0161R00128	Neutral Circular Cap	X	X	X	X	X	X	X

⁰ Contains 20 brackets; four brackets needed to anchor unit to pad

¹ Installed on indoor coil

² Required for heat pump applications where ambient temperatures fall below 0°F with 50% or higher relative humidity.

All AHRI system ratings are accessible in the System Configurator tool via PartnerLink.