

ALTA



The EASIEST boiler you'll ever install because it's the MOST ADVANCED boiler ever made.

- Unmatched simplicity
- Next-generation adaptive combustion
- High performance combi models
- Industry leading value


USB  **Connect**
COMPATIBLE

U.S. Boiler Company

ALTA



UNMATCHED SIMPLICITY

- No-touch combustion setup, engineered for five-minute start-up
- Three-side unobstructed service access - fast removal of front and side panels
- USB Connect compatible, enables complete boiler setup, control, and troubleshooting via smartphone app & bluetooth adapter 
- Rate-based temperature reset, no outdoor sensor required – assesses environmental conditions, continually adjusting boiler operation for comfort and efficiency and long boiler life
- Simple 2-step natural gas-to-LP conversion with no kits or additional parts required
- Easy lift, wall hanging design (floor stand optional)
- Alta FastPipe (primary/secondary piping) included on combi models

NEXT-GENERATION ADAPTIVE COMBUSTION

- Continuous high-efficiency combustion without manual throttle or offset adjustments
- Low gas pressure capability (2.5 in. wc gas, 8.0 in. wc LP)
- Automatic self-calibration adjusts to variables in environment, component wear, gas & vent pressure

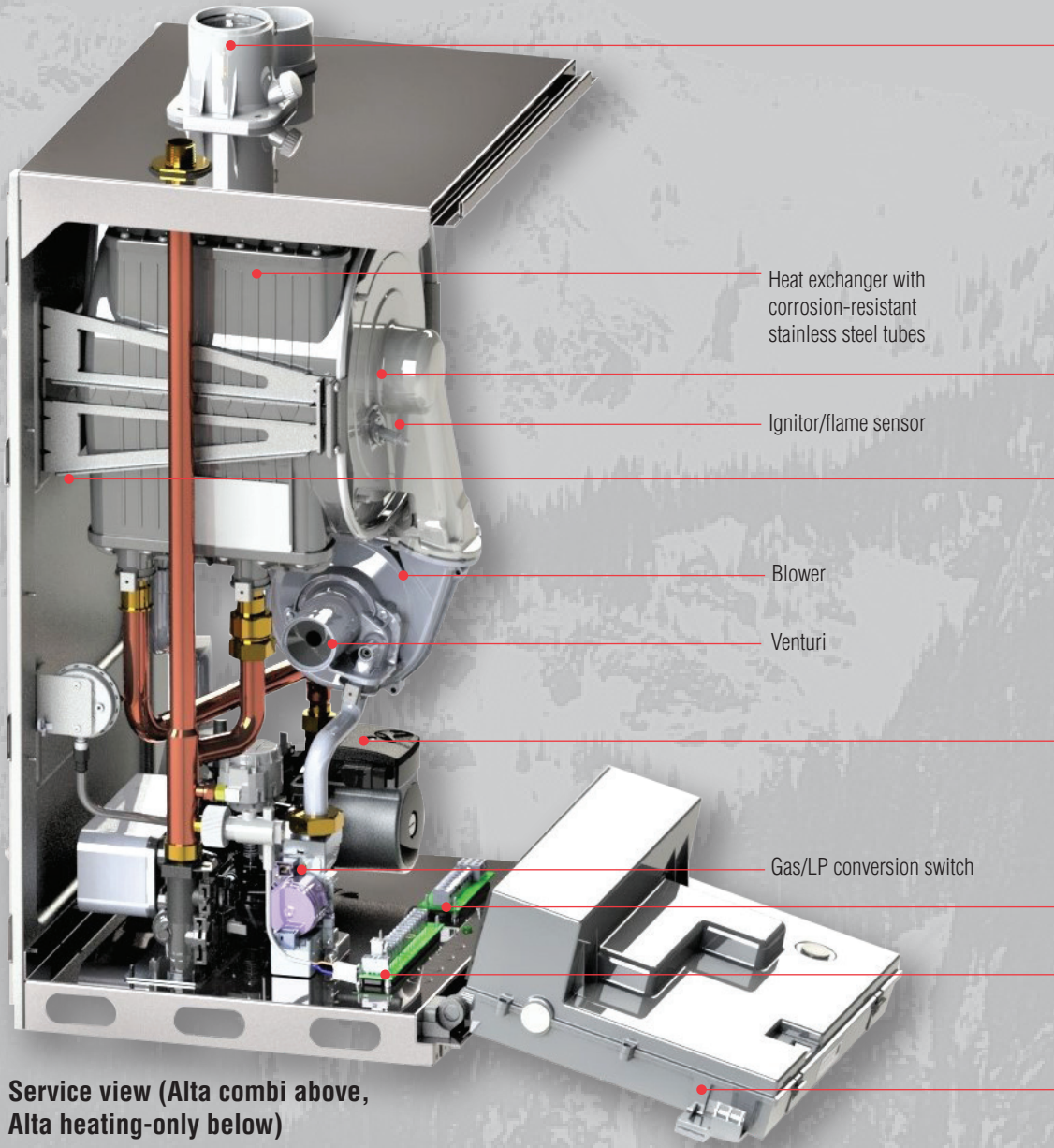
HIGH PERFORMANCE COMBI MODELS

- The world's first 10:1, gas adaptive combi boiler – conserves fuel and extends boiler life
- Virtually instantaneous DHW response time
- Selectable economy or comfort/recirculation modes
- DHW temperature maintained under all demand conditions
- Integrated DHW hydro block with quick-disconnect flat plate DHW heat exchanger, boiler circulator, 3-way valve, and instantaneous DHW flow sensor

INDUSTRY-LEADING VALUE

- 5-year parts warranty, 12-year limited warranty on heat exchanger
- 2" universal vent connection for CPVC, polypropylene
- Boiler flow safety switch (UL353)
- 95% AFUE





Heat exchanger with corrosion-resistant stainless steel tubes

Ignitor/flame sensor

Blower

Venturi


Gas/LP conversion switch



2" universal vent connection, 2" intake

Heat exchanger door with quick 4-nut access

Unibody enclosure with removable front & side panels permits unobstructed 3-side service access



Integrated DHW hydro block with all quick disconnect components


120 VAC connection board

Low voltage connection board




Boiler control enclosure – hinges downward for access

Service view (Alta combi above, Alta heating-only below)




Near Boiler Piping

AltaFastPipe (primary/secondary header) is included with Alta combi boilers. This single piece copper component includes a temperature/pressure gauge and 1-1/4" supply/return connections. A manifold accessory kit is available for heat-only models.



USB Connect



Free smartphone app (App Store & Google Play) and bluetooth adapter available at your distributor, USB Connect puts complete boiler control in the palm of your hand with real time boiler status and adjustments. "Wizards" provide step-by-step instructions for start-up, service, and troubleshooting.

See www.usboiler.net/product/usconnect for more details.

Standard Equipment - All Models

- Direct vent, high turndown, sealed combustion appliance
- Altitude capability to 10,100 ft. ("G00" suffix)
- World-leading stainless steel 316L heat exchanger, corrosion resistant
- Alta Control System
 - Automatic "no-touch" combustion management
 - Built-in self diagnostics
 - 2 inputs (T-stat, DHW)
 - Warm weather shutdown
 - Two step LP conversion at gas valve switch and display - no kit purchase required
 - Sensor-less, rate-based reset
 - Fuse protected, spare fuses provided
 - Separated high and low voltage connections
- Boiler flow safety switch (UL353)
- Low gas pressure capability;
 - Min: 2.5 in. wc (nat gas), 8.0 in. wc (LP gas)
- Three side, unobstructed service access jacket
- Vent connection for CPVC/PVC, polypropylene
- Pre-installed hanging bracket and wall mount kit
- Circulator
 - Grundfos 26-99 (heating-only models)
 - Grundfos UPS-78 Special (combi models)

Combi Models

- Integrated hydro block system with flat plate heat exchanger, boiler circulator, and 3-way valve
- AltaFastPipe (pre-made primary/secondary manifold)

Ratings & Specifications

| Model | AFUE % | Heating Input (MBH) min-max | DOE Heating Capacity (MBH) | Net AHRI (MBH) | DHW Rates | | | Vent Size (In.) | Boiler Wt. (lbs.) |
|------------|--------|-----------------------------|----------------------------|----------------|-----------------|-----------------|---------------------|-----------------|-------------------|
| | | | | | at 70° TR (GPM) | at 77° TR (GPM) | Input (MBH) min-max | | |
| ALTAC-136B | 95.0 | 13.6-120 | 113 | 98 | 3.7 | 3.4 | 13.6-136 | 2 | 95 |
| ALTAC-200 | 95.0 | 20-150 | 141 | 123 | 5.2 | 4.7 | 20.0-200 | 2 | 116 |
| ALTA-080 | 95.0 | 8-80 | 75 | 65 | — | — | — | 2 | 71 |
| ALTA-120B | 95.0 | 13.6-120 | 112 | 97 | — | — | — | 2 | 76 |
| ALTA-150 | 95.0 | 20-150 | 141 | 123 | — | — | — | 2 | 103 |
| ALTA-180 | 95.0 | 20-180 | 169 | 147 | — | — | — | 2 | 103 |

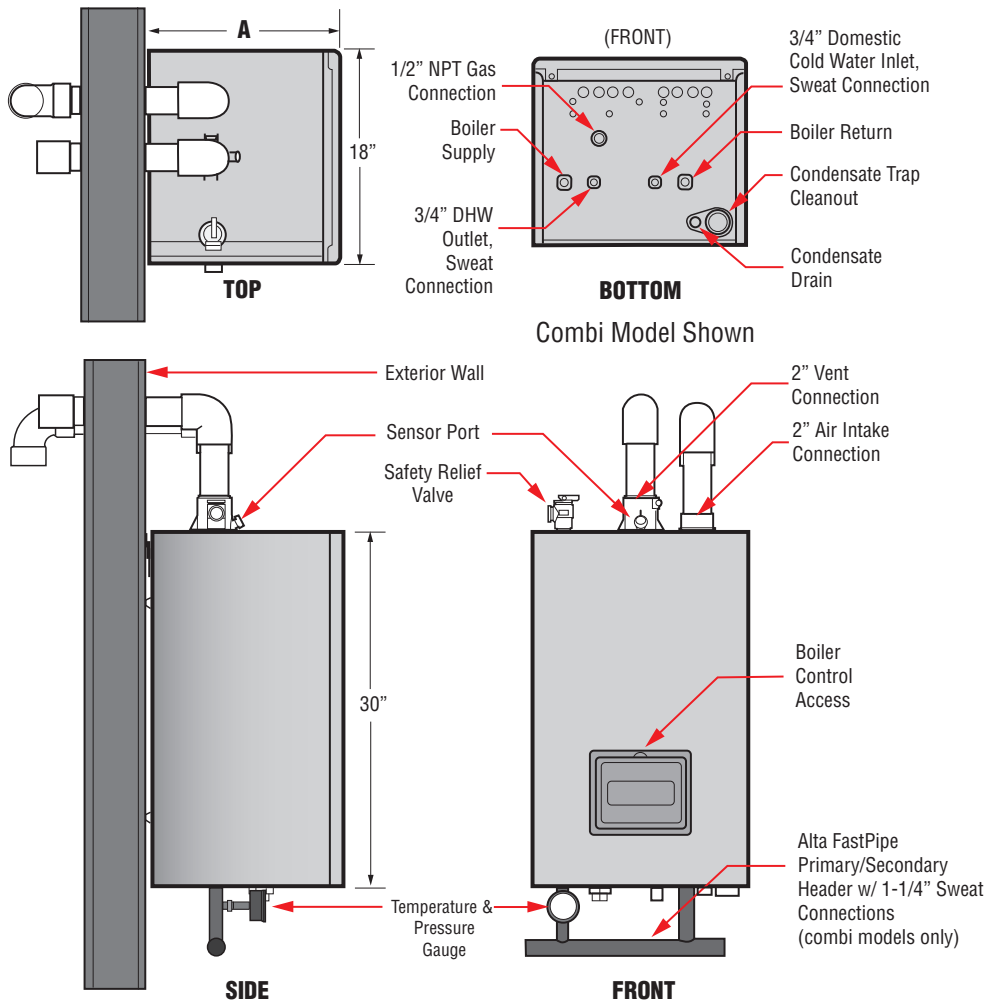
Net AHRI Water Ratings shown are based on a piping and pickup allowance of 1.15. The manufacturer should be consulted before selecting a boiler for installations having unusual piping and pickup requirements, such as intermittent operation, extensive piping systems, etc.

Safety Relief Valve Pressure, Water – 30 PSI std. ASME certified "H". Maximum Allowable Working Pressure at 50 PSI. Max allowable temperature setting 210°F. Target setpoint is 180°F, manual reset high limit setpoint is 210°F. Boilers shipped set for natural gas. Boiler SKUs with "G00" suffix may be installed and set for altitudes up to 10,100 ft..

Accessories:

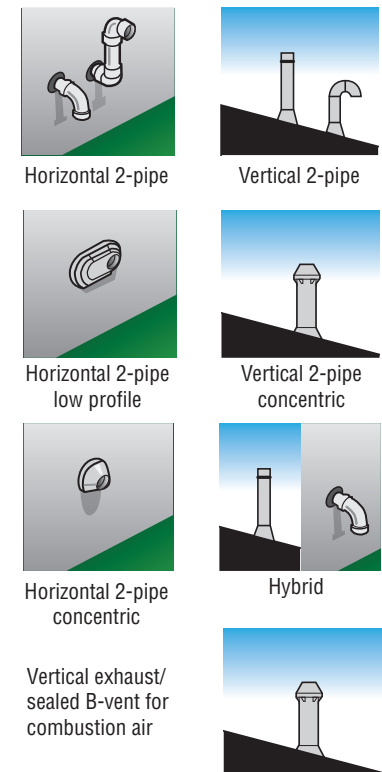
- USB Connect bluetooth adapter (P/N: 111667-01)
- Primary/secondary manifold kit, heating-only models (P/N: 111884-01)
- Floor stand kit (P/N: 111576-01)
- Service part kit (P/N: 111419-01), Expanded kit (P/N: 111707-01)
- Kit, CPVC starter and PVC vent terminations: (2" P/N: 107039-01; 3" conversion P/N: 111945-01)
- LP altitude electrode - ALTA-150, 180, 200 only: (P/N 111745-01)

| Boiler Depth | |
|----------------|--------------|
| Model | "A" (Inches) |
| ALTAC-136B | 16.3 |
| ALTAC-200 | 20.4 |
| ALTA-080, 120B | 16.3 |
| ALTA-150, 180 | 20.4 |



Typical Venting Configurations (Horizontal and Vertical)

Illustrations are for representation only. For complete venting information, please see Installation, Operating and Service Instructions.



PLUS polypropylene chimney chase option

