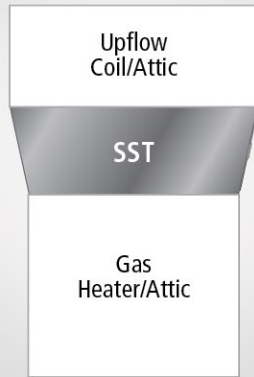


# System Service Transition™ (SST™)

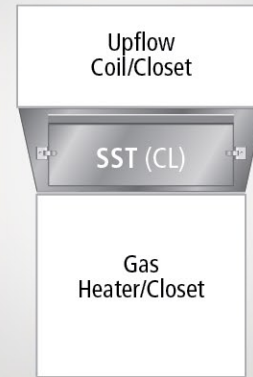
## Horizontal – Attic Install



## Upflow – Basement

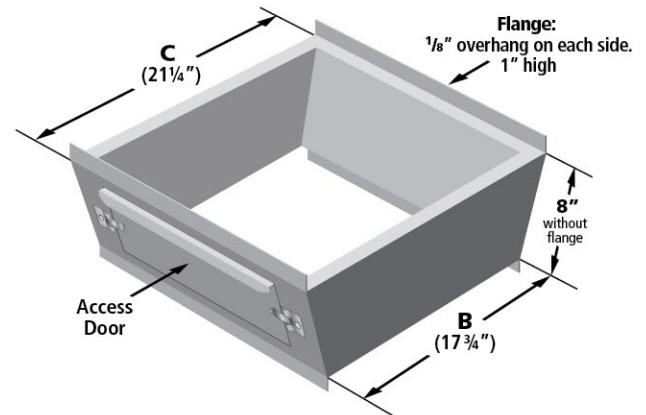


## Closet – Applications



SST	O/D Dimensions		to	O/D Dimensions	
AA/AA(CL)	14	21	to	14 1/4	21
AB/AB(CL)	14 1/4	21	to	17 3/4	21
AC/AC(CL)	14 1/4	21	to	21 1/4	21
BB/BB(CL)	17 1/2	21	to	17 3/4	21
BC/BC(CL)	17 3/4	21	to	21 1/4	21
BD	17 3/4	21	to	24 3/4	21
CC/CC(CL)	21	21	to	21 1/4	21
CD	21 1/4	21	to	24 3/4	21
DD	24 1/2	21	to	24 3/4	21

SST Box measure 8" high (10" w/ flanges)



**NOTE:** First letter correlates with smallest opening (in most cases); second letter correlates with largest opening (in most cases).

### COIL/FURNACE SIZING:

A=14" B=17 1/2" C=21" D=24 1/2"

- Constructed of Galvanized Metal
- 26GA body and door with 30GA flange for easy fit around coil and furnace
- Access door is insulated with handle and cam locks. Gasket provided to seal door
- Lined with R6 - 1 1/2" (#083) or R8 - 2" (#098) Ductboard Insulation
- Used in Horizontal and Upflow applications
- Sized for A-through-D cased Coils and Furnaces - Compliments all makes and brands
- Closet (CL) version available with door on front for AA, AB, AC, BB, BC, CC models
- SST™ Drain Pan available for upflow cleaning purposes
- The SST™ is a patented product (US Patent # 9267702)

### SUBMITTAL APPROVAL

Job: \_\_\_\_\_ PO No.: \_\_\_\_\_  
 Location: \_\_\_\_\_ Job No.: \_\_\_\_\_  
 Engineer: \_\_\_\_\_ Representative: \_\_\_\_\_

### APPROVED FOR CONSTRUCTION

By: \_\_\_\_\_ Title: \_\_\_\_\_  
 Date: \_\_\_\_\_