

*HIGH-EFFICIENCY,
VARIABLE-SPEED, INVERTER DRIVEN
SPLIT SYSTEM AIR CONDITIONER
UP TO 22.5 SEER2
2 TO 5 TONS*



Contents

Nomenclature..... 2
 Product Specifications..... 3
 Expanded Cooling Data 4
 Performance Data
 Standard Mode 12
 Boost Mode 13
 Sound Power Levels 14
 Wiring Diagrams 15
 Dimensions 18
 Accessories 18

Standard Features

- Variable-speed swing and scroll compressors
- High-density compressor sound blanket
- Integrated communicating ComfortBridge™ Technology
- Commissioning and diagnostics via indoor board Bluetooth with the CoolCloud™ phone and tablet application
- Variable-speed DC outdoor fan motor
- Control algorithmic logic
- In communicating mode, only two low-voltage wires to outdoor unit required
- Diagnostic indicator lights, seven-segment LED display, and fault code storage
- Field-selectable boost mode increases compressor speed during unusually high loads
- Field-installed bi-flow filter drier
- Coil and ambient temperature sensors
- AHRI Certified; ETL Listed

Cabinet Features

- Heavy-gauge, galvanized-steel cabinet
- Removable grille-style top design compliant with UL 60335-2-40
- Venturi for increased velocity of airflow
- Baked-on powder-paint finish
- 500-hour salt-spray tested
- Wire fan discharge grille
- Steel louver coil guard
- Top and side maintenance access
- Sweat connection service valves with easy access to gauge ports
- Single-panel access to controls with space provided for field-installed accessories
- When properly anchored, meets the 2020 Florida Building Code unit integrity requirements for hurricane-type winds (Anchor bracket kits available.)



Proper sizing and installation of equipment is critical to achieving optimal performance. Split system air conditioners and heat pumps must be matched with appropriate coil components to meet ENERGY STAR® criteria. Ask your contractor for details or visit www.energystar.gov.

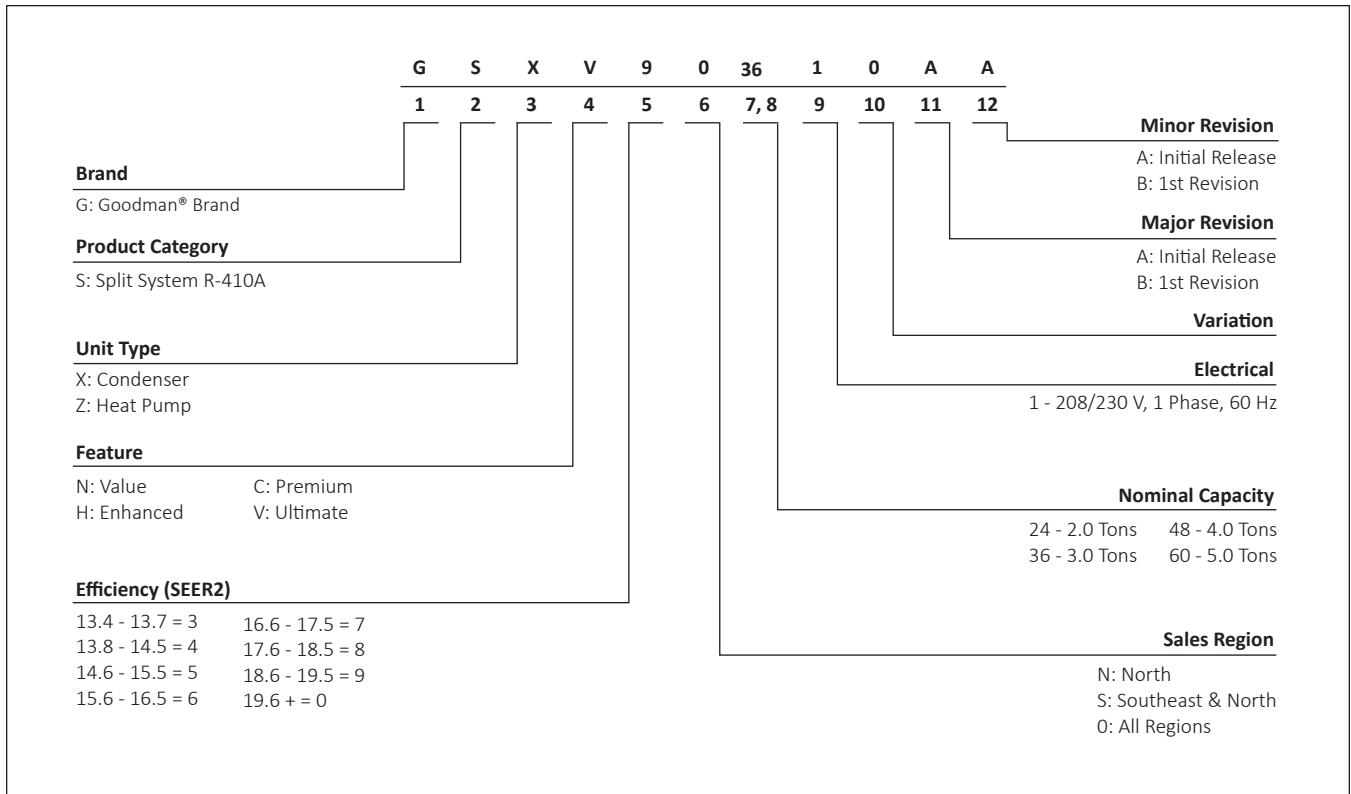
**LIFETIME
COMPRESSOR
LIMITED WARRANTY***





**10 YEAR
REPLACEMENT
LIMITED WARRANTY***

**10 YEAR
LIMITED
WARRANTY***



* Complete warranty details available from your local dealer or at www.goodmanmfg.com. To receive the Lifetime Compressor Limited Warranty (good for as long as you own your home), 10-Year Unit Replacement Limited Warranty and 10-Year Parts Limited Warranty, online registration must be completed within 60 days of installation. Online registration is not required in California or Québec.



	GSXV902410A*	GSXV903610A*	GSXV904810A*	GSXV906010A*
CAPACITY AND RATINGS				
Max. Cooling (BTU/h)	22,600	32,800	45,000	52,000
COMPRESSOR				
Type	Swing	Swing	Swing	Scroll
RLA	12.7	18.1	27.6	28.6
CONDENSER FAN MOTOR				
Horsepower (HP)	½	½	½	½
FLA	2.5	2.5	2.5	2.5
REFRIGERATION SYSTEM				
Refrigerant Line Size ¹				
Liquid Line Size ("O.D.)	¾"	¾"	¾"	¾"
Suction Line Size ("O.D.)	¾"	7/8"	1 1/8"	1 1/8"
Refrigerant Connection Size				
Liquid Valve Size ("O.D.)	¾"	¾"	¾"	¾"
Suction Valve Size ("O.D.)	¾"	7/8"	7/8"	7/8"
Valve Connection Type	Front-Seated	Front-Seated	Ball Valve	Ball Valve
Refrigerant Charge	152	154	246	246
Superheat at Service Valve	7-9°F	7-9°F	7-9°F	7-9°F
Subcooling at Service Valve	7-9°F	7-9°F	7-9°F	7-9°F
ELECTRICAL DATA				
Voltage/Phase (60 Hz)	208-230/1	208-230/1	208-230/1	208-230/1
Minimum Circuit Ampacity ²	15.2	20.6	30.1	31.1
Max. Overcurrent Protection ³	20	25	35	35
Min / Max Volts	197/253	197/253	197/253	197/253
Electrical Conduit Size	½" or ¾"	½" or ¾"	½" or ¾"	½" or ¾"
EQUIPMENT WEIGHT (LBS)	210	221	321	321
SHIP WEIGHT (LBS)	241	253	353	353
ENERGY STAR® CERTIFIED [^]				

^ ENERGY STAR NOTES

- Proper sizing and installation of equipment is critical to achieving optimal performance. Split system air conditioners and heat pumps must be matched with appropriate coil components to meet ENERGY STAR® criteria. Ask your contractor for details or visit www.energystar.gov.
- The www.energystar.gov website provides up-to-date system combinations certified to meet ENERGY STAR® requirements.

¹ Tested and rated in accordance with AHRI Standard 210/240

² Wire size should be determined in accordance with National Electrical Codes; extensive wire runs will require larger wire sizes.

³ Must use time-delay fuses or HACR-type circuit breakers of the same size as noted.

NOTES

- Always check the S&R plate for electrical data on the unit being installed.
- Installer will need to supply 7/8" to 1 1/8" adapters for suction line connections.
- Unit is charged with refrigerant for 15' of 3/8" liquid line. System charge must be adjusted per Installation Instructions Final Charge Procedure.

IDB	AIRFLOW	OUTDOOR AMBIENT TEMPERATURE																							
		65°F				75°F				85°F				95°F				105°F				115°F			
		59	63	67	71	59	63	67	71	59	63	67	71	59	63	67	71	59	63	67	71	59	63	67	71
70	MBh	23.0	23.4	24.1	-	22.8	23.2	23.9	-	22.2	22.6	23.3	-	21.2	21.5	22.2	-	19.9	20.3	21.0	-	18.8	19.1	19.8	-
	S/T	0.61	0.53	0.40	-	0.61	0.54	0.41	-	0.64	0.56	0.43	-	1.00	0.58	0.45	-	1.00	0.60	0.47	-	1.00	0.66	0.52	-
	ΔT	20	18	15	-	20	18	15	-	20	19	15	-	20	18	15	-	20	18	14	-	21	19	16	-
	KW	1.20	1.20	1.20	-	1.36	1.36	1.36	-	1.54	1.54	1.54	-	1.74	1.73	1.73	-	1.95	1.95	1.95	-	2.21	2.21	2.21	-
	Amps	4.6	4.6	4.6	-	5.3	5.3	5.3	-	6.1	6.1	6.1	-	6.9	6.9	6.9	-	7.9	7.9	7.9	-	9.0	9.0	9.0	-
	Hi PR	237	238	240	-	274	275	277	-	313	315	316	-	356	357	358	-	401	402	404	-	449	451	452	-
Lo PR	124	125	128	-	131	133	136	-	138	139	142	-	143	145	148	-	149	150	153	-	156	157	160	-	
70	MBh	23.3	23.6	24.3	-	23.1	23.4	24.1	-	22.5	22.8	23.5	-	21.5	21.8	22.5	-	20.2	20.5	21.2	-	19.0	19.4	20.1	-
	S/T	0.65	0.58	0.45	-	0.66	0.58	0.45	-	0.68	0.61	0.48	-	1.00	0.63	0.50	-	1.00	0.65	0.52	-	1.00	0.70	0.57	-
	ΔT	19	17	14	-	19	17	14	-	20	18	14	-	19	17	14	-	19	17	14	-	20	18	15	-
	KW	1.21	1.21	1.20	-	1.37	1.37	1.36	-	1.55	1.55	1.54	-	1.74	1.74	1.74	-	1.96	1.96	1.96	-	2.22	2.21	2.21	-
	Amps	4.6	4.6	4.6	-	5.3	5.3	5.3	-	6.1	6.1	6.1	-	7.0	7.0	6.9	-	7.9	7.9	7.9	-	9.0	9.0	9.0	-
	Hi PR	239	240	241	-	276	277	279	-	315	316	318	-	357	358	360	-	403	404	405	-	451	452	454	-
Lo PR	125	127	130	-	133	134	137	-	139	141	144	-	145	146	149	-	150	152	155	-	157	159	162	-	
70	MBh	23.6	23.9	24.6	-	23.4	23.7	24.4	-	22.8	23.1	23.8	-	21.7	22.1	22.8	-	20.5	20.8	21.5	-	19.3	19.7	20.3	-
	S/T	0.68	0.61	0.47	-	0.69	0.61	0.48	-	0.71	0.64	0.51	-	1.00	0.66	0.52	-	1.00	0.68	0.55	-	1.00	0.73	0.60	-
	ΔT	19	17	13	-	18	17	13	-	19	17	13	-	18	17	13	-	18	16	13	-	19	18	14	-
	KW	1.21	1.21	1.21	-	1.37	1.37	1.37	-	1.55	1.55	1.55	-	1.75	1.75	1.74	-	1.97	1.96	1.96	-	2.22	2.22	2.22	-
	Amps	4.7	4.7	4.6	-	5.4	5.4	5.3	-	6.1	6.1	6.1	-	7.0	7.0	7.0	-	7.9	7.9	7.9	-	9.0	9.0	9.0	-
	Hi PR	240	241	243	-	278	279	280	-	317	318	319	-	359	360	362	-	404	405	407	-	453	454	455	-
Lo PR	127	128	131	-	134	136	139	-	141	142	145	-	146	148	151	-	152	153	156	-	159	160	163	-	

620	MBh	23.1	23.4	24.1	25.1	22.9	23.2	23.9	24.9	22.3	22.6	23.3	24.3	21.2	21.5	22.2	23.3	20.0	20.3	21.0	22.0	18.8	19.1	19.8	20.9
	S/T	0.73	0.66	0.53	0.39	0.74	0.67	0.53	0.39	1.00	0.69	0.56	0.42	1.00	0.71	0.58	0.44	1.00	0.73	0.60	0.46	1.00	1.00	0.65	0.51
	ΔT	24	23	19	15	24	22	19	15	25	23	19	16	24	22	19	15	24	22	19	15	25	23	20	16
	KW	1.20	1.20	1.19	1.21	1.36	1.36	1.36	1.37	1.54	1.54	1.54	1.55	1.73	1.73	1.73	1.74	1.95	1.95	1.95	1.96	2.21	2.21	2.20	2.22
	Amps	4.6	4.6	4.6	4.6	5.3	5.3	5.3	5.3	6.1	6.1	6.1	6.1	6.9	6.9	6.9	7.0	7.9	7.9	7.9	7.9	9.0	9.0	9.0	9.0
	Hi PR	237	238	240	244	275	276	277	281	314	315	316	321	356	357	359	363	401	402	404	408	450	451	452	457
Lo PR	124	125	128	134	131	133	136	141	138	139	142	148	143	145	148	153	149	150	153	159	156	157	160	165	
620	MBh	23.3	23.6	24.3	25.4	23.1	23.4	24.1	25.2	22.5	22.8	23.5	24.6	21.5	21.8	22.5	23.5	20.2	20.5	21.2	22.3	19.1	19.4	20.1	21.1
	S/T	0.78	0.71	0.57	0.43	0.79	0.71	0.58	0.44	1.00	0.74	0.60	0.46	1.00	0.76	0.62	0.48	1.00	0.78	0.64	0.50	1.00	1.00	0.69	0.55
	ΔT	23	22	18	14	23	22	18	14	24	22	18	15	23	22	18	14	23	21	18	14	24	22	19	15
	KW	1.21	1.20	1.20	1.21	1.37	1.37	1.36	1.37	1.55	1.55	1.54	1.56	1.74	1.74	1.74	1.75	1.96	1.96	1.96	1.97	2.21	2.21	2.21	2.22
	Amps	4.6	4.6	4.6	4.7	5.3	5.3	5.3	5.4	6.1	6.1	6.1	6.1	7.0	7.0	6.9	7.0	7.9	7.9	7.9	7.9	9.0	9.0	9.0	9.1
	Hi PR	239	240	242	246	276	277	279	283	315	316	318	322	357	358	360	364	403	404	406	410	451	452	454	458
Lo PR	125	127	130	135	133	134	137	143	139	141	144	149	145	146	149	155	150	152	155	160	157	159	162	167	
760	MBh	23.6	23.9	24.6	25.7	23.4	23.7	24.4	25.5	22.8	23.1	23.8	24.9	21.8	22.1	22.8	23.8	20.5	20.8	21.5	22.6	19.3	19.7	20.4	21.4
	S/T	0.81	0.73	0.60	0.46	1.00	0.74	0.61	0.47	1.00	0.76	0.63	0.49	1.00	0.78	0.65	0.51	1.00	0.81	0.67	0.53	1.00	1.00	0.72	0.58
	ΔT	23	21	17	14	23	21	17	14	23	21	17	14	23	21	17	14	22	20	17	13	24	22	18	14
	KW	1.21	1.21	1.21	1.22	1.37	1.37	1.37	1.38	1.55	1.55	1.55	1.56	1.75	1.75	1.74	1.76	1.97	1.96	1.96	1.97	2.22	2.22	2.22	2.23
	Amps	4.7	4.6	4.6	4.7	5.4	5.3	5.3	5.4	6.1	6.1	6.1	6.2	7.0	7.0	7.0	7.0	7.9	7.9	7.9	8.0	9.0	9.0	9.0	9.1
	Hi PR	240	241	243	247	278	279	280	285	317	318	320	324	359	360	362	366	404	405	407	411	453	454	456	460
Lo PR	127	128	131	137	134	136	139	144	141	142	145	151	146	148	151	156	152	153	156	162	159	160	163	169	

IDB = Entering Indoor Dry Bulb Temperature
 High and low pressures are measured at the liquid and suction service valves.
 Airflow may vary depending on actual ambient conditions and system operation modes.

Shaded area is ACCA (TVA) conditions
 kW = Total system power
 Amps = outdoor unit amps (comp.+fan)

IDB	AIRFLOW	OUTDOOR AMBIENT TEMPERATURE												105°F												115°F											
		65°F						75°F						85°F						95°F						105°F						115°F					
		59	63	67	71	59	63	67	71	59	63	67	71	59	63	67	71	59	63	67	71	59	63	67	71	59	63	67	71	59	63	67	71				
80	MBh	23.2	23.5	24.2	25.2	23.0	23.3	24.0	25.0	22.4	22.7	23.4	24.4	21.3	21.7	22.4	23.4	20.1	20.4	21.1	22.1	18.9	19.2	19.9	21.0	18.9	19.2	19.9	21.0	18.9	19.2	19.9	21.0				
	S/T	1.00	0.78	0.65	0.51	1.00	0.79	0.66	0.52	1.00	0.81	0.68	0.54	1.00	1.00	0.70	0.56	1.00	1.00	0.72	0.58	1.00	1.00	0.77	0.63	1.00	1.00	0.77	0.63	1.00	1.00	0.77	0.63				
	ΔT	29	27	23	20	29	27	23	19	29	27	23	20	29	27	23	19	28	26	23	19	29	28	24	20	29	28	24	20	29	28	24	20				
	KW	1.20	1.20	1.20	1.21	1.36	1.36	1.36	1.37	1.54	1.54	1.54	1.55	1.74	1.73	1.73	1.74	1.95	1.95	1.95	1.96	2.21	2.21	2.21	2.22	2.21	2.21	2.21	2.22	2.21	2.21	2.21	2.22				
	Amps	4.6	4.6	4.6	4.6	5.3	5.3	5.3	5.3	6.1	6.1	6.1	6.1	6.9	6.9	6.9	7.0	7.9	7.9	7.9	7.9	9.0	9.0	9.0	9.0	9.0	9.0	9.0	9.0	9.0	9.0	9.0	9.0				
	Hi PR	239	239	240	244	275	276	278	282	314	315	317	321	356	357	359	363	402	403	404	408	450	451	453	457	450	451	453	457	450	451	453	457				
	Lo PR	124	126	129	134	132	133	136	142	138	140	143	148	144	145	148	154	149	151	154	159	156	158	161	166	156	158	161	166	156	158	161	166				
	MBh	23.4	23.8	24.4	25.5	23.2	23.5	24.2	25.3	22.6	22.9	23.6	24.7	21.6	21.9	22.6	23.6	20.3	20.7	21.3	22.4	19.2	19.5	20.2	21.2	19.2	19.5	20.2	21.2	19.2	19.5	20.2	21.2				
	S/T	1.00	0.83	0.70	0.56	1.00	0.83	0.70	0.56	1.00	0.86	0.73	0.59	1.00	1.00	0.75	0.60	1.00	1.00	0.77	0.63	1.00	1.00	0.82	0.68	1.00	1.00	0.82	0.68	1.00	1.00	0.82	0.68				
	ΔT	28	26	22	19	28	26	22	19	28	26	22	19	28	26	22	19	27	25	22	18	29	27	23	19	29	27	23	19	29	27	23	19				
	KW	1.21	1.20	1.20	1.21	1.37	1.37	1.36	1.38	1.55	1.55	1.54	1.56	1.74	1.74	1.74	1.75	1.96	1.96	1.96	1.97	2.22	2.22	2.21	2.22	2.22	2.22	2.21	2.22	2.22	2.22	2.21	2.22				
	Amps	4.6	4.6	4.6	4.7	5.3	5.3	5.3	5.4	6.1	6.1	6.1	6.2	7.0	7.0	7.0	7.0	7.9	7.9	7.9	7.9	9.0	9.0	9.0	9.1	9.0	9.0	9.0	9.1	9.0	9.0	9.0	9.1				
Hi PR	239	240	242	246	277	278	279	283	316	317	318	323	358	359	361	365	403	404	406	410	452	453	454	459	452	453	454	459	452	453	454	459					
Lo PR	126	127	130	136	133	135	138	143	140	141	144	150	145	147	150	155	151	152	155	161	158	159	162	167	158	159	162	167	158	159	162	167					
MBh	23.7	24.0	24.7	25.8	23.5	23.8	24.5	25.6	22.9	23.2	23.9	25.0	21.9	22.2	22.9	23.9	20.6	20.9	21.6	22.7	19.5	19.8	20.5	21.5	19.5	19.8	20.5	21.5	19.5	19.8	20.5	21.5					
S/T	1.00	0.86	0.72	0.58	1.00	0.86	0.73	0.59	1.00	0.89	0.75	0.61	1.00	1.00	0.77	0.63	1.00	1.00	0.80	0.66	1.00	1.00	0.85	0.71	1.00	1.00	0.85	0.71	1.00	1.00	0.85	0.71					
ΔT	27	25	21	18	27	25	21	18	27	25	22	18	27	25	21	18	27	25	21	17	28	26	22	19	28	26	22	19	28	26	22	19					
KW	1.21	1.21	1.21	1.22	1.37	1.37	1.37	1.38	1.55	1.55	1.55	1.56	1.75	1.75	1.74	1.76	1.97	1.96	1.96	1.97	2.22	2.22	2.22	2.23	2.22	2.22	2.22	2.23	2.22	2.22	2.22	2.23					
Amps	4.7	4.7	4.6	4.7	5.4	5.4	5.3	5.4	6.1	6.1	6.1	6.2	7.0	7.0	7.0	7.0	7.9	7.9	7.9	8.0	9.0	9.0	9.0	9.1	9.0	9.0	9.0	9.1	9.0	9.0	9.0	9.1					
Hi PR	241	242	244	248	278	279	281	285	317	318	320	324	359	360	362	366	405	406	408	412	453	454	456	460	453	454	456	460	453	454	456	460					
Lo PR	127	129	132	137	135	136	139	145	141	143	146	151	147	148	152	157	152	154	157	162	159	161	164	169	159	161	164	169	159	161	164	169					
85	MBh	23.6	23.9	24.6	25.6	23.4	23.7	24.4	25.4	22.8	23.1	23.8	24.8	21.7	22.1	22.7	23.8	20.5	20.8	21.5	22.5	19.3	19.6	20.3	21.4	19.3	19.6	20.3	21.4	19.3	19.6	20.3	21.4				
	S/T	1.00	0.88	0.75	0.61	1.00	0.89	0.76	0.62	1.00	1.00	0.78	0.64	1.00	1.00	0.80	0.66	1.00	1.00	0.82	0.68	1.00	1.00	1.00	0.73	1.00	1.00	1.00	0.73	1.00	1.00	1.00	0.73				
	ΔT	32	30	27	23	32	30	27	23	33	31	27	23	32	30	27	23	32	30	27	23	33	31	28	24	33	31	28	24	33	31	28	24				
	KW	1.20	1.20	1.20	1.21	1.36	1.36	1.36	1.37	1.54	1.54	1.54	1.55	1.74	1.74	1.73	1.75	1.96	1.96	1.96	1.96	2.21	2.21	2.21	2.22	2.21	2.21	2.21	2.22	2.21	2.21	2.21	2.22				
	Amps	4.6	4.6	4.6	4.7	5.3	5.3	5.3	5.4	6.1	6.1	6.1	6.1	6.9	6.9	6.9	7.0	7.9	7.9	7.9	7.9	9.0	9.0	9.0	9.0	9.0	9.0	9.0	9.0	9.0	9.0	9.0	9.0				
	Hi PR	239	240	241	246	276	277	279	283	315	316	318	322	357	358	360	364	403	404	405	410	451	452	454	458	451	452	454	458	451	452	454	458				
	Lo PR	126	128	131	136	134	135	138	143	140	142	145	150	146	147	150	156	151	153	156	161	158	159	163	168	158	159	163	168	158	159	163	168				
	MBh	23.8	24.1	24.8	25.9	23.6	23.9	24.6	25.7	23.0	23.3	24.0	25.1	22.0	22.3	23.0	24.0	20.7	21.0	21.7	22.8	19.6	19.9	20.6	21.6	19.6	19.9	20.6	21.6	19.6	19.9	20.6	21.6				
	S/T	1.00	0.93	0.79	0.65	1.00	1.00	0.80	0.66	1.00	1.00	0.83	0.69	1.00	1.00	0.84	0.70	1.00	1.00	0.87	0.73	1.00	1.00	1.00	0.78	1.00	1.00	1.00	0.78	1.00	1.00	1.00	0.78				
	ΔT	31	30	26	22	31	29	26	22	32	30	26	23	31	29	26	22	31	29	26	22	32	30	27	23	32	30	27	23	32	30	27	23				
	KW	1.21	1.21	1.21	1.22	1.37	1.37	1.37	1.38	1.55	1.55	1.55	1.56	1.75	1.74	1.74	1.75	1.96	1.96	1.96	1.97	2.22	2.22	2.22	2.23	2.22	2.22	2.22	2.23	2.22	2.22	2.22	2.23				
	Amps	4.6	4.6	4.6	4.7	5.3	5.3	5.3	5.4	6.1	6.1	6.1	6.2	7.0	7.0	7.0	7.0	7.9	7.9	7.9	8.0	9.0	9.0	9.0	9.1	9.0	9.0	9.0	9.1	9.0	9.0	9.0	9.1				
Hi PR	240	241	243	247	278	279	280	285	317	318	320	324	359	360	362	366	404	405	407	411	453	454	456	460	453	454	456	460	453	454	456	460					
Lo PR	128	129	132	137	135	137	140	145	142	143	146	152	147	149	152	157	153	154	157	163	159	161	164	169	159	161	164	169	159	161	164	169					
MBh	24.1	24.4	25.1	26.2	23.9	24.2	24.9	26.0	23.3	23.6	24.3	25.4	22.3	22.6	23.3	24.3	21.0	21.3	22.0	23.1	19.8	20.2	20.9	21.9	19.8	20.2	20.9	21.9	19.8	20.2	20.9	21.9					
S/T	1.00	0.96	0.82	0.68	1.00	1.00	0.83	0.69	1.00	1.00	0.85	0.71	1.00	1.00	0.87	0.73	1.00	1.00	1.00	0.75	1.00	1.00	1.00	0.81	1.00	1.00	1.00	0.81	1.00	1.00	1.00	0.81					
ΔT	31	29	25	22	31	29	25	21	31	29	25	22	31	29	25	21	30	28	25	21	31	30	26	22	31	30	26	22	31	30	26	22					
KW	1.22	1.21	1.21	1.22	1.38	1.38	1.37	1.38	1.56	1.56	1.55	1.56	1.75	1.75	1.75	1.76	1.97	1.97	1.97	1.98	2.22	2.22	2.22	2.23	2.22	2.22	2.22	2.23	2.22	2.22	2.22	2.23					
Amps	4.7	4.7	4.7	4.7	5.4	5.4	5.4	5.4	6.2	6.1	6.1	6.2	7.0	7.0	7.0	7.0	7.9	7.9	7.9	8.0	9.1	9.1	9.1	9.1	9.1	9.1	9.1	9.1	9.1	9.1	9.1	9.1					
Hi PR	242	243	245	249	279	280	282	286	318	319	321	325	361	362	363	367	406	407	409	413	454	455	457	461	454	455	457	461	454	455	457	461					
Lo PR	129	131																																			

EXPANDED COOLING DATA — GSXV903610A* / CA*F3743*6D* + MBVC1601** -1A*+TXV AT 100%

IDB	AIRFLOW	OUTDOOR AMBIENT TEMPERATURE																																			
		65°F						75°F						85°F						95°F						105°F						115°F					
		59	63	67	71	59	63	67	71	59	63	67	71	59	63	67	71	59	63	67	71	59	63	67	71	59	63	67	71								
70	MBh	33.3	33.8	34.8	-	33.0	33.5	34.5	-	32.1	32.6	33.6	-	30.6	31.1	32.1	-	28.8	29.3	30.3	-	27.1	27.6	28.6	-												
	S/T	0.58	0.50	0.37	-	0.59	0.51	0.38	-	0.61	0.54	0.40	-	0.63	0.55	0.42	-	1.00	0.58	0.44	-	1.00	0.63	0.49	-												
	ΔT	19	17	14	-	19	17	14	-	19	18	14	-	19	17	14	-	19	17	14	-	20	18	15	-												
	kW	1.89	1.89	1.89	-	2.14	2.14	2.14	-	2.42	2.42	2.42	-	2.72	2.72	2.72	-	3.06	3.06	3.06	-	3.46	3.46	3.45	-												
	Amps	7.1	7.1	7.1	-	8.2	8.2	8.2	-	9.4	9.4	9.4	-	10.7	10.7	10.7	-	12.2	12.2	12.2	-	13.9	13.9	13.9	-												
	Hi PR	254	255	257	-	294	295	297	-	336	337	339	-	381	382	384	-	430	431	433	-	482	483	485	-												
	Lo PR	122	124	127	-	130	131	134	-	136	138	141	-	142	143	147	-	147	149	152	-	154	156	159	-												
	MBh	33.8	34.3	35.3	-	33.5	34.0	35.0	-	32.6	33.1	34.1	-	31.1	31.6	32.6	-	29.3	29.8	30.8	-	27.6	28.1	29.1	-												
	S/T	0.65	0.58	0.45	-	0.66	0.58	0.45	-	0.68	0.61	0.48	-	1.00	0.63	0.50	-	1.00	0.65	0.52	-	1.00	0.70	0.57	-												
	ΔT	18	16	13	-	18	16	13	-	18	16	13	-	18	16	13	-	18	16	13	-	19	17	14	-												
kW	1.91	1.91	1.90	-	2.16	2.16	2.15	-	2.44	2.44	2.43	-	2.74	2.74	2.73	-	3.08	3.08	3.07	-	3.47	3.47	3.47	-													
Amps	7.2	7.2	7.1	-	8.3	8.2	8.2	-	9.5	9.5	9.4	-	10.8	10.8	10.8	-	12.2	12.2	12.2	-	14.0	14.0	13.9	-													
Hi PR	256	258	259	-	297	298	299	-	339	340	341	-	384	385	387	-	433	434	436	-	485	486	488	-													
Lo PR	125	126	129	-	132	134	137	-	139	140	143	-	144	146	149	-	149	151	154	-	156	158	161	-													
MBh	34.5	34.9	35.9	-	34.2	34.6	35.6	-	33.3	33.8	34.8	-	31.8	32.3	33.3	-	30.0	30.4	31.4	-	28.3	28.7	29.7	-													
S/T	0.69	0.62	0.48	-	0.70	0.62	0.49	-	0.72	0.65	0.51	-	1.00	0.67	0.53	-	1.00	0.69	0.55	-	1.00	0.74	0.60	-													
ΔT	17	15	12	-	17	15	12	-	17	15	12	-	17	15	12	-	16	15	11	-	18	16	13	-													
kW	1.92	1.92	1.92	-	2.17	2.17	2.17	-	2.45	2.45	2.44	-	2.75	2.75	2.75	-	3.09	3.09	3.08	-	3.49	3.48	3.48	-													
Amps	7.2	7.2	7.2	-	8.3	8.3	8.3	-	9.5	9.5	9.5	-	10.8	10.8	10.8	-	12.3	12.3	12.3	-	14.0	14.0	14.0	-													
Hi PR	259	260	262	-	299	300	302	-	341	342	344	-	386	387	389	-	435	436	438	-	487	488	490	-													
Lo PR	127	128	132	-	134	136	139	-	141	142	146	-	146	148	151	-	152	153	157	-	159	160	163	-													

75	MBh	33.3	33.8	34.8	36.3	33.0	33.5	34.5	36.0	32.1	32.6	33.6	35.1	30.6	31.1	32.1	33.6	28.8	29.3	30.3	31.8	27.1	27.6	28.6	30.1
	S/T	0.71	0.63	0.50	0.36	0.71	0.64	0.50	0.36	1.00	0.66	0.53	0.39	1.00	0.68	0.55	0.41	1.00	0.70	0.57	0.43	1.00	1.00	0.62	0.48
	ΔT	23	21	18	15	23	21	18	15	23	21	18	15	23	21	18	14	23	21	18	14	24	22	19	15
	kW	1.89	1.89	1.89	1.90	2.14	2.14	2.14	2.15	2.42	2.42	2.41	2.43	2.72	2.72	2.72	2.74	3.06	3.06	3.05	3.07	3.46	3.45	3.45	3.47
	Amps	7.1	7.1	7.1	7.1	8.2	8.2	8.2	8.2	9.4	9.4	9.4	9.4	10.7	10.7	10.7	10.8	12.2	12.2	12.1	12.2	13.9	13.9	13.9	13.9
	Hi PR	254	255	257	261	294	295	297	301	336	337	339	343	381	383	384	389	430	431	433	438	482	483	485	490
	Lo PR	122	124	127	132	130	131	135	140	136	138	141	146	142	143	147	152	147	149	152	157	154	156	159	164
	MBh	33.8	34.3	35.3	36.8	33.5	34.0	35.0	36.5	32.7	33.1	34.1	35.6	31.2	31.6	32.6	34.1	29.3	29.8	30.8	32.3	27.7	28.1	29.1	30.6
	S/T	0.78	0.71	0.57	0.43	0.79	0.71	0.58	0.44	1.00	0.74	0.60	0.46	1.00	0.76	0.62	0.48	1.00	0.78	0.64	0.50	1.00	1.00	0.69	0.55
	ΔT	22	20	17	13	22	20	17	13	22	20	17	13	22	20	17	13	21	20	16	13	22	21	17	14
kW	1.91	1.91	1.90	1.92	2.16	2.16	2.15	2.17	2.44	2.43	2.43	2.45	2.74	2.74	2.73	2.75	3.08	3.07	3.07	3.09	3.47	3.47	3.47	3.48	
Amps	7.2	7.2	7.1	7.2	8.2	8.2	8.2	8.3	9.5	9.5	9.4	9.5	10.8	10.8	10.7	10.8	12.2	12.2	12.2	12.3	14.0	14.0	13.9	14.0	
Hi PR	257	258	260	264	297	298	300	304	339	340	342	346	384	385	387	391	433	434	436	440	485	486	488	492	
Lo PR	125	126	129	134	132	134	137	142	139	140	143	148	144	146	149	154	150	151	154	159	156	158	161	166	
MBh	34.5	34.9	35.9	37.5	34.2	34.6	35.6	37.2	33.3	33.8	34.8	36.3	31.8	32.3	33.3	34.8	30.0	30.4	31.4	33.0	28.3	28.8	29.8	31.3	
S/T	0.82	0.74	0.61	0.47	1.00	0.75	0.62	0.48	1.00	0.77	0.64	0.50	1.00	0.79	0.66	0.52	1.00	0.81	0.68	0.54	1.00	1.00	0.73	0.59	
ΔT	21	19	16	12	21	19	16	12	21	19	16	12	21	19	16	12	20	19	15	12	21	20	16	13	
kW	1.92	1.92	1.91	1.93	2.17	2.17	2.16	2.18	2.45	2.45	2.44	2.46	2.75	2.75	2.74	2.76	3.09	3.09	3.08	3.10	3.48	3.48	3.48	3.50	
Amps	7.2	7.2	7.2	7.3	8.3	8.3	8.3	8.4	9.5	9.5	9.5	9.6	10.8	10.8	10.8	10.9	12.3	12.3	12.3	12.4	14.0	14.0	14.0	14.1	
Hi PR	259	260	262	266	299	300	302	307	341	342	344	349	387	388	389	394	435	436	438	443	487	489	490	495	
Lo PR	127	128	132	137	134	136	139	144	141	142	146	151	147	148	151	156	152	153	157	162	159	160	163	169	

Shaded area is ACCA (TVA) conditions
 kW = Total system power
 Amps = outdoor unit amps (comp.+fan)

IDB	AIRFLOW	OUTDOOR AMBIENT TEMPERATURE												115°F																	
		65°F						75°F						85°F						95°F						105°F					
		59	63	67	71	75	79	59	63	67	71	75	79	59	63	67	71	75	79	59	63	67	71	75	79	59	63	67	71	75	79
80	MBh	33.5	34.0	35.0	36.5	33.2	33.7	34.7	36.2	32.3	32.8	33.8	35.3	30.8	31.3	32.3	33.8	29.0	29.5	30.5	32.0	27.3	27.8	28.8	30.3						
	S/T	1.00	0.75	0.62	0.48	1.00	0.76	0.63	0.49	1.00	0.78	0.65	0.51	1.00	0.80	0.67	0.53	1.00	1.00	0.69	0.55	1.00	1.00	0.74	0.60						
	ΔT	27	25	22	18	27	25	22	18	27	25	22	19	27	25	22	18	26	25	21	18	28	26	23	19						
	KW	1.89	1.89	1.89	1.91	2.14	2.14	2.14	2.16	2.42	2.42	2.42	2.43	2.72	2.72	2.72	2.74	3.06	3.06	3.05	3.07	3.46	3.45	3.45	3.47						
	Amps	7.1	7.1	7.1	7.2	8.2	8.2	8.2	8.2	9.4	9.4	9.4	9.5	10.7	10.7	10.7	10.8	12.2	12.2	12.2	12.2	13.9	13.9	13.9	14.0						
	Hi PR	254	256	257	262	295	296	297	302	337	338	340	344	382	383	385	389	431	432	434	438	483	484	486	490						
	Lo PR	123	124	128	133	130	132	135	140	137	138	142	147	142	144	147	152	148	149	153	158	155	156	159	165						
	MBh	34.0	34.5	35.5	37.0	33.7	34.2	35.2	36.7	32.8	33.3	34.3	35.8	31.3	31.8	32.8	34.3	29.5	30.0	31.0	32.5	27.8	28.3	29.3	30.8						
	S/T	1.00	0.83	0.70	0.56	1.00	0.83	0.70	0.56	1.00	0.86	0.73	0.59	1.00	1.00	0.75	0.60	1.00	1.00	0.77	0.63	1.00	1.00	0.82	0.68						
	ΔT	26	24	21	17	25	24	20	17	26	24	21	17	25	24	20	17	25	23	20	17	26	25	21	18						
KW	1.91	1.91	1.90	1.92	2.16	2.16	2.15	2.17	2.44	2.44	2.43	2.45	2.74	2.74	2.73	2.75	3.08	3.07	3.07	3.09	3.47	3.47	3.47	3.49							
Amps	7.2	7.2	7.1	7.2	8.3	8.2	8.2	8.3	9.5	9.5	9.4	9.5	10.8	10.8	10.8	10.8	12.2	12.2	12.2	12.3	14.0	14.0	13.9	14.0							
Hi PR	257	258	260	264	297	298	300	305	339	340	342	347	385	386	387	392	433	434	436	441	485	486	488	493							
Lo PR	125	127	130	135	133	134	137	142	139	141	144	149	145	146	149	154	150	152	155	160	157	158	161	167							
MBh	34.6	35.1	36.1	37.6	34.3	34.8	35.8	37.3	33.5	33.9	34.9	36.5	32.0	32.4	33.4	35.0	30.1	30.6	31.6	33.1	28.5	28.9	29.9	31.5							
S/T	1.00	0.87	0.73	0.59	1.00	0.87	0.74	0.60	1.00	0.90	0.76	0.62	1.00	1.00	0.78	0.64	1.00	1.00	0.80	0.66	1.00	1.00	0.85	0.71							
ΔT	24	23	19	16	24	23	19	16	25	23	20	16	24	23	19	16	24	22	19	16	25	24	20	17							
KW	1.92	1.92	1.92	1.93	2.17	2.17	2.17	2.18	2.45	2.45	2.44	2.46	2.75	2.75	2.75	2.77	3.09	3.09	3.08	3.10	3.49	3.48	3.48	3.50							
Amps	7.2	7.2	7.2	7.3	8.3	8.3	8.3	8.4	9.5	9.5	9.5	9.6	10.8	10.8	10.8	10.9	12.3	12.3	12.3	12.4	14.0	14.0	14.0	14.1							
Hi PR	260	261	263	267	300	301	303	307	342	343	345	349	387	388	390	394	436	437	439	443	488	489	491	495							
Lo PR	128	129	132	137	135	137	140	145	142	143	146	151	147	149	152	157	152	154	157	162	159	161	164	169							
85	MBh	34.0	34.5	35.5	37.0	33.7	34.2	35.2	36.7	32.9	33.3	34.3	35.9	31.4	31.8	32.8	34.4	29.5	30.0	31.0	32.5	27.9	28.3	29.3	30.9						
	S/T	1.00	0.85	0.72	0.58	1.00	0.86	0.73	0.59	1.00	1.00	0.75	0.61	1.00	1.00	0.77	0.63	1.00	1.00	0.79	0.65	1.00	1.00	0.70							
	ΔT	30	28	25	22	30	28	25	22	30	29	25	22	30	28	25	22	30	28	25	22	31	29	26	23						
	KW	1.90	1.90	1.89	1.91	2.15	2.15	2.14	2.16	2.43	2.42	2.42	2.44	2.73	2.73	2.72	2.74	3.07	3.06	3.06	3.08	3.46	3.46	3.46	3.47						
	Amps	7.1	7.1	7.1	7.2	8.2	8.2	8.2	8.3	9.4	9.4	9.4	9.5	10.7	10.7	10.7	10.8	12.2	12.2	12.2	12.3	13.9	13.9	13.9	14.0						
	Hi PR	256	257	259	263	296	297	299	303	338	339	341	345	383	384	386	390	432	433	435	439	484	485	487	491						
	Lo PR	125	126	129	135	132	134	137	142	139	140	143	149	144	146	149	154	150	151	154	160	157	158	161	166						
	MBh	34.6	35.0	36.0	37.6	34.3	34.7	35.7	37.3	33.4	33.9	34.9	36.4	31.9	32.4	33.4	34.9	30.1	30.5	31.5	33.1	28.4	28.9	29.9	31.4						
	S/T	1.00	0.93	0.79	0.65	1.00	1.00	0.80	0.66	1.00	1.00	0.83	0.69	1.00	1.00	0.84	0.70	1.00	1.00	0.87	0.73	1.00	1.00	0.78							
	ΔT	29	27	24	21	29	27	24	21	29	27	24	21	29	27	24	20	29	27	24	20	30	28	25	21						
KW	1.91	1.91	1.91	1.93	2.16	2.16	2.16	2.18	2.44	2.44	2.44	2.46	2.74	2.74	2.74	2.76	3.08	3.08	3.08	3.09	3.48	3.48	3.47	3.49							
Amps	7.2	7.2	7.2	7.2	8.3	8.3	8.2	8.3	9.5	9.5	9.5	9.5	10.8	10.8	10.8	10.9	12.3	12.3	12.2	12.3	14.0	14.0	14.0	14.0							
Hi PR	258	259	261	266	298	300	301	306	340	342	343	348	386	387	389	393	435	436	437	442	487	488	489	494							
Lo PR	127	128	132	137	134	136	139	144	141	142	146	151	146	148	151	156	152	153	157	162	159	160	163	169							
MBh	35.2	35.7	36.7	38.2	34.9	35.4	36.4	37.9	34.0	34.5	35.5	37.0	32.5	33.0	34.0	35.5	30.7	31.2	32.2	33.7	29.0	29.5	30.5	32.0							
S/T	1.00	0.97	0.83	0.69	1.00	1.00	0.84	0.70	1.00	1.00	0.86	0.72	1.00	1.00	0.88	0.74	1.00	1.00	0.76	0.62	1.00	1.00	0.81								
ΔT	28	26	23	20	28	26	23	19	28	26	23	20	28	26	23	19	28	26	23	19	29	27	24	20							
KW	1.93	1.92	1.92	1.94	2.18	2.17	2.17	2.19	2.46	2.45	2.45	2.47	2.76	2.76	2.75	2.77	3.09	3.09	3.09	3.11	3.49	3.49	3.48	3.50							
Amps	7.2	7.2	7.2	7.3	8.3	8.3	8.3	8.4	9.5	9.5	9.5	9.6	10.9	10.8	10.8	10.9	12.3	12.3	12.3	12.4	14.0	14.0	14.0	14.1							
Hi PR	261	262	264	268	301	302	304	308	343	344	346	350	388	389	391	396	437	438	440	444	489	490	492	496							
Lo PR	129	131	134	139	137	138	141	147	143	145	148	153	149	150	154	159	154	156	159	164	161	163	166	171							

IDB = Entering Indoor Dry Bulb Temperature
 High and low pressures are measured at the liquid and suction service valves.
 Airflow may vary depending on actual ambient conditions and system operation modes.
 Shaded area is AHRI conditions
 kW = Total system power
 Amps = outdoor unit amps (comp.+fan)

IDB		OUTDOOR AMBIENT TEMPERATURE																																																			
		65°F								75°F								85°F								95°F								105°F								115°F											
		AIRFLOW				59				63				67				71				59				63				67				71				59				63				67				71			
		ENTERING INDOOR WET BULB TEMPERATURE				59				63				67				71				59				63				67				71				59				63				67				71			
70		1300				MBh	45.7	46.3	47.7	-	45.3	45.9	47.3	-	44.1	44.7	46.1	-	42.0	42.7	44.0	-	39.5	40.1	41.5	-	37.2	37.9	39.2	-																							
		S/T	0.59	0.51	0.38	-	0.60	0.52	0.39	-	0.62	0.55	0.41	-	0.64	0.57	0.43	-	0.64	0.57	0.43	-	1.00	0.59	0.45	-	1.00	0.64	0.50	-																							
		ΔT	20	19	15	-	20	19	15	-	21	19	15	-	21	19	15	-	20	19	15	-	20	18	15	-	21	19	16	-																							
		KW	2.53	2.53	2.52	-	2.86	2.85	2.85	-	3.22	3.22	3.21	-	3.22	3.22	3.21	-	3.62	3.61	3.61	-	4.06	4.06	4.05	-	4.58	4.57	4.57	-																							
		Amps	9.4	9.4	9.4	-	10.8	10.8	10.8	-	12.4	12.4	12.4	-	12.4	12.4	12.4	-	14.1	14.1	14.1	-	16.1	16.0	16.0	-	18.3	18.3	18.3	-																							
		Hi PR	248	249	251	-	288	289	290	-	329	330	332	-	329	330	332	-	373	374	376	-	421	422	424	-	472	473	474	-																							
		Lo PR	120	121	124	-	127	128	131	-	133	135	138	-	133	135	138	-	139	140	143	-	144	145	148	-	151	152	155	-																							
						MBh	46.4	47.0	48.4	-	46.0	46.6	48.0	-	44.8	45.4	46.8	-	42.7	43.4	44.7	-	40.2	40.9	42.2	-	37.9	38.6	39.9	-																							
		S/T	0.67	0.59	0.45	-	0.67	0.60	0.46	-	0.70	0.62	0.49	-	0.70	0.62	0.49	-	0.72	0.64	0.51	-	1.00	0.66	0.53	-	1.00	0.71	0.58	-																							
		ΔT	19	17	14	-	19	17	14	-	19	17	14	-	19	17	14	-	19	17	14	-	19	17	13	-	20	18	15	-																							
KW	2.55	2.55	2.54	-	2.88	2.88	2.87	-	3.24	3.24	3.23	-	3.24	3.24	3.23	-	3.64	3.64	3.63	-	4.08	4.08	4.07	-	4.60	4.60	4.59	-																									
Amps	9.5	9.5	9.5	-	10.9	10.9	10.9	-	12.5	12.5	12.5	-	12.5	12.5	12.5	-	14.2	14.2	14.2	-	16.1	16.1	16.1	-	18.4	18.4	18.4	-																									
Hi PR	251	252	254	-	290	291	293	-	331	332	334	-	331	332	334	-	376	377	378	-	423	424	426	-	474	475	477	-																									
Lo PR	122	123	126	-	129	130	133	-	135	137	140	-	135	137	140	-	141	142	145	-	146	148	151	-	153	154	157	-																									
				MBh	47.3	47.9	49.3	-	46.9	47.5	48.9	-	45.7	46.3	47.7	-	43.6	44.3	45.6	-	41.1	41.7	43.1	-	38.8	39.4	40.8	-																									
S/T	0.70	0.63	0.49	-	0.71	0.63	0.50	-	0.74	0.66	0.52	-	0.74	0.66	0.52	-	1.00	0.68	0.54	-	1.00	0.70	0.57	-	1.00	0.75	0.62	-																									
ΔT	18	16	13	-	18	16	13	-	18	16	13	-	18	16	13	-	18	16	13	-	18	16	12	-	19	17	13	-																									
KW	2.57	2.56	2.56	-	2.89	2.89	2.89	-	3.26	3.26	3.25	-	3.26	3.26	3.25	-	3.65	3.65	3.65	-	4.10	4.09	4.09	-	4.61	4.61	4.61	-																									
Amps	9.6	9.6	9.5	-	11.0	11.0	11.0	-	12.6	12.6	12.5	-	12.6	12.6	12.5	-	14.3	14.3	14.3	-	16.2	16.2	16.2	-	18.5	18.5	18.4	-																									
Hi PR	253	254	256	-	293	294	295	-	334	335	337	-	334	335	337	-	378	379	381	-	426	427	429	-	477	478	480	-																									
Lo PR	124	126	129	-	131	133	136	-	138	139	142	-	138	139	142	-	143	145	148	-	148	150	153	-	155	157	160	-																									

75		1300				MBh	45.7	46.3	47.7	49.8	45.3	45.9	47.3	49.4	44.1	44.7	46.1	48.2	42.0	42.7	44.1	46.1	39.5	40.2	41.5	43.6	37.2	37.9	39.2	41.3				
		S/T	0.72	0.64	0.51	0.37	0.73	0.65	0.51	0.37	1.00	0.68	0.54	0.40	1.00	0.68	0.54	0.42	1.00	0.69	0.56	0.42	1.00	0.72	0.58	0.44	1.00	0.77	0.63	0.49				
		ΔT	25	23	19	16	25	23	19	16	25	23	19	16	25	23	19	16	25	23	19	16	24	22	19	15	25	24	20	20	16			
		KW	2.53	2.53	2.52	2.54	2.85	2.85	2.85	2.87	3.22	3.22	3.21	3.24	3.24	3.22	3.21	3.24	3.26	3.62	3.61	3.61	3.63	4.06	4.05	4.05	4.07	4.57	4.57	4.57	4.59			
		Amps	9.4	9.4	9.4	9.5	10.8	10.8	10.8	10.9	12.4	12.4	12.4	12.5	12.4	12.4	12.4	12.5	12.6	14.1	14.1	14.1	14.2	16.0	16.0	16.0	16.1	18.3	18.3	18.3	18.4			
		Hi PR	249	250	251	256	288	289	291	295	329	330	332	336	329	330	332	336	336	373	374	376	380	421	422	424	428	472	473	475	479			
		Lo PR	120	121	124	129	127	128	131	137	133	135	138	143	133	135	138	143	143	139	140	143	148	144	145	149	154	151	152	155	160			
						MBh	46.4	47.1	48.4	50.5	46.0	46.6	48.0	50.1	44.8	45.5	46.8	48.9	42.7	43.4	44.8	46.9	42.7	43.4	44.8	46.9	40.2	40.9	42.2	44.3	37.9	38.6	40.0	42.0
		S/T	0.80	0.72	0.58	0.44	0.80	0.73	0.59	0.45	1.00	0.75	0.62	0.47	1.00	0.75	0.62	0.47	1.00	0.77	0.63	0.49	1.00	0.79	0.66	0.51	1.00	0.84	0.71	0.57				
		ΔT	23	21	18	14	23	21	18	14	23	22	18	14	23	22	18	14	23	23	23	18	14	23	21	18	24	22	19	15	15			
KW	2.55	2.55	2.54	2.57	2.88	2.87	2.87	2.89	3.24	3.24	3.23	3.26	3.24	3.24	3.23	3.26	3.26	3.64	3.63	3.63	3.65	4.08	4.07	4.07	4.09	4.60	4.59	4.59	4.61					
Amps	9.5	9.5	9.5	9.6	10.9	10.9	10.9	11.0	12.5	12.5	12.5	12.6	12.5	12.5	12.5	12.6	12.6	14.2	14.2	14.2	14.3	16.1	16.1	16.1	16.2	18.4	18.4	18.4	18.5					
Hi PR	251	252	254	258	290	291	293	298	331	333	334	339	331	333	334	339	339	376	377	379	383	423	425	426	431	474	476	477	482					
Lo PR	122	123	126	131	129	130	134	139	135	137	140	145	135	137	140	145	141	141	145	150	150	146	148	151	156	153	154	157	162					
				MBh	47.3	47.9	49.3	51.4	46.9	47.5	48.9	51.0	45.7	46.3	47.7	49.8	43.6	44.3	45.6	47.7	43.6	44.3	45.6	47.7	41.1	41.8	43.1	45.2	38.8	39.5	40.8	42.9		
S/T	0.83	0.76	0.62	0.48	0.84	0.76	0.63	0.48	1.00	0.79	0.65	0.51	1.00	0.79	0.65	0.51	1.00	0.81	0.67	0.53	1.00	0.83	0.69	0.55	1.00	1.00	0.75	0.60						
ΔT	22	20	17	13	22	20	17	13	22	20	17	13	22	20	17	13	22	20	20	17	13	22	20	16	23	21	18	14	14					
KW	2.57	2.56	2.56	2.58	2.89	2.89	2.88	2.91	3.26	3.26	3.25	3.27	3.26	3.26	3.25	3.27	3.27	3.65	3.65	3.64	3.67	4.09	4.09	4.09	4.11	4.61	4.61	4.60	4.63					
Amps	9.6	9.6	9.5	9.6	11.0	11.0	11.1	11.1	12.6	12.6	12.5	12.6	12.6	12.6	12.5	12.6	12.6	14.3	14.3	14.3	14.4	16.2	16.2	16.2	16.3	18.5	18.5	18.4	18.5					
Hi PR	254	255	256	261	293	294	296	300	334	335	337	341	334	335	337	341	341	378	379	381	385	426	427	429	433	477	478	480	484					
Lo PR	124	126	129	134	131	133	136	141	138	139	142	147	138	139	142	147	143	143	145	148	153	148	150	153	158	155	157	160	165					

Shaded area is ACCA (TVA) conditions
 Shaded area is ACCA (TVA) conditions
 kW = Total system power
 Amps = outdoor unit amps (comp.+fan)

IDB = Entering Indoor Dry Bulb Temperature
 High and low pressures are measured at the liquid and suction service valves.
 Airflow may vary depending on actual ambient conditions and system operation modes.

IDB	AIRFLOW	OUTDOOR AMBIENT TEMPERATURE												ENTERING INDOOR WET BULB TEMPERATURE											
		65°F				75°F				85°F				95°F				105°F				115°F			
		59	63	67	71	59	63	67	71	59	63	67	71	59	63	67	71	59	63	67	71	59	63	67	71
80	MBh	45.9	46.6	48.0	50.0	45.5	46.2	47.5	49.6	44.3	45.0	46.3	48.4	42.3	42.9	44.3	46.4	39.8	40.4	41.8	43.9	37.5	38.1	39.5	41.6
	S/T	0.85	0.77	0.63	0.49	1.00	0.78	0.64	0.50	1.00	0.80	0.67	0.52	1.00	0.82	0.68	0.54	1.00	1.00	0.71	0.56	1.00	1.00	0.76	0.62
	ΔT	29	27	23	20	29	27	23	20	29	27	24	20	29	27	23	20	28	27	23	19	30	28	24	21
	KW	2.53	2.53	2.52	2.55	2.86	2.85	2.85	2.87	3.22	3.22	3.21	3.24	3.62	3.61	3.61	3.63	4.06	4.06	4.05	4.08	4.58	4.57	4.57	4.59
	Amps	9.4	9.4	9.4	9.5	10.8	10.8	10.8	10.9	12.4	12.4	12.4	12.5	14.1	14.1	14.1	14.2	16.1	16.0	16.0	16.1	18.3	18.3	18.3	18.4
	Hi PR	249	250	252	256	288	289	291	295	329	330	332	337	374	375	376	381	421	422	424	429	472	473	475	479
	Lo PR	122	122	125	130	127	129	132	137	134	135	138	143	139	141	144	149	145	146	149	154	151	153	156	161
	MBh	46.6	47.3	48.7	50.8	46.2	46.9	48.3	50.3	45.0	45.7	47.1	49.1	43.0	43.6	45.0	47.1	40.5	41.1	42.5	44.6	38.2	38.8	40.2	42.3
	S/T	0.92	0.85	0.71	0.57	1.00	0.85	0.72	0.57	1.00	0.88	0.74	0.60	1.00	0.90	0.76	0.62	1.00	1.00	0.78	0.64	1.00	1.00	0.83	0.69
	ΔT	27	25	22	18	27	25	22	18	28	26	22	19	27	25	22	18	27	25	22	18	28	26	23	19
KW	2.55	2.55	2.54	2.57	2.88	2.87	2.87	2.89	3.24	3.24	3.23	3.26	3.64	3.64	3.63	3.65	4.08	4.08	4.07	4.10	4.60	4.59	4.59	4.61	
Amps	9.5	9.5	9.5	9.6	10.9	10.9	10.9	11.0	12.5	12.5	12.5	12.6	14.2	14.2	14.2	14.3	16.1	16.1	16.1	16.2	18.4	18.4	18.4	18.5	
Hi PR	252	253	254	259	291	292	294	298	332	333	335	339	376	377	379	383	424	425	427	431	475	476	478	482	
Lo PR	122	124	127	132	130	131	134	139	136	137	140	146	141	143	146	151	147	148	151	156	153	155	158	163	
MBh	47.5	48.2	49.5	51.6	47.1	47.8	49.1	51.2	45.9	46.6	47.9	50.0	43.9	44.5	45.9	48.0	41.4	42.0	43.4	45.5	39.1	39.7	41.1	43.2	
S/T	1.00	0.88	0.75	0.60	1.00	0.89	0.75	0.61	1.00	0.91	0.78	0.64	1.00	0.93	0.80	0.66	1.00	1.00	0.82	0.68	1.00	1.00	0.87	0.73	
ΔT	26	24	21	17	26	24	21	17	26	25	21	17	26	24	21	17	26	24	21	17	27	25	22	18	
KW	2.57	2.56	2.56	2.58	2.89	2.89	2.89	2.91	3.26	3.26	3.25	3.28	3.65	3.65	3.65	3.67	4.10	4.09	4.09	4.11	4.61	4.61	4.61	4.63	
Amps	9.6	9.6	9.5	9.6	11.0	11.0	11.0	11.1	12.6	12.6	12.5	12.7	14.3	14.3	14.3	14.4	16.2	16.2	16.2	16.3	18.5	18.5	18.4	18.5	
Hi PR	254	255	257	261	293	294	296	300	334	335	337	342	379	380	381	386	426	427	429	434	477	478	480	485	
Lo PR	125	126	129	134	132	133	136	142	138	140	143	148	144	145	148	153	149	150	154	159	156	157	160	165	
85	MBh	46.7	47.4	48.7	50.8	46.3	46.9	48.3	50.4	45.1	45.8	47.1	49.2	43.0	43.7	45.1	47.2	40.5	41.2	42.5	44.6	38.2	38.9	40.3	42.3
	S/T	1.00	0.87	0.74	0.59	1.00	0.88	0.74	0.60	1.00	1.00	0.77	0.62	1.00	1.00	0.79	0.64	1.00	1.00	0.81	0.66	1.00	1.00	0.86	0.72
	ΔT	32	31	27	23	32	30	27	23	33	31	27	24	32	30	27	23	32	30	27	23	33	31	28	24
	KW	2.54	2.53	2.53	2.55	2.86	2.86	2.85	2.88	3.23	3.23	3.22	3.24	3.62	3.62	3.61	3.64	4.06	4.06	4.06	4.08	4.58	4.58	4.57	4.60
	Amps	9.4	9.4	9.4	9.5	10.9	10.8	10.8	10.9	12.4	12.4	12.4	12.5	14.2	14.2	14.1	14.2	16.1	16.1	16.0	16.2	18.3	18.3	18.3	18.4
	Hi PR	250	251	253	257	289	290	292	297	331	332	333	338	375	376	378	382	423	424	425	430	474	475	476	481
	Lo PR	122	123	126	132	129	131	134	139	136	137	140	145	141	142	146	151	146	148	151	156	153	154	157	163
	MBh	47.4	48.1	49.4	51.5	47.0	47.7	49.0	51.1	45.8	46.5	47.8	49.9	43.8	44.4	45.8	47.9	41.2	41.9	43.3	45.3	38.9	39.6	41.0	43.1
	S/T	1.00	0.95	0.81	0.67	1.00	0.95	0.82	0.67	1.00	1.00	0.84	0.70	1.00	1.00	0.86	0.72	1.00	1.00	0.88	0.74	1.00	1.00	1.00	0.79
	ΔT	31	29	26	22	31	29	26	22	31	29	26	22	31	29	26	22	31	29	25	22	32	30	26	23
KW	2.56	2.55	2.55	2.57	2.88	2.88	2.88	2.90	3.25	3.25	3.24	3.27	3.64	3.64	3.64	3.66	4.09	4.08	4.08	4.10	4.60	4.60	4.60	4.62	
Amps	9.5	9.5	9.5	9.6	10.9	10.9	10.9	11.0	12.5	12.5	12.5	12.6	14.3	14.2	14.2	14.3	16.2	16.2	16.1	16.2	18.4	18.4	18.4	18.5	
Hi PR	253	254	256	260	292	293	295	299	333	334	336	340	377	378	380	385	425	426	428	432	476	477	479	483	
Lo PR	124	126	129	134	131	133	136	141	138	139	142	147	143	145	148	153	148	150	153	158	155	157	160	165	
MBh	48.3	48.9	50.3	52.4	47.9	48.5	49.9	52.0	46.7	47.3	48.7	50.8	44.6	45.3	46.7	48.7	42.1	42.8	44.1	46.2	39.8	40.5	41.8	43.9	
S/T	1.00	0.98	0.85	0.71	1.00	0.99	0.86	0.71	1.00	1.00	0.88	0.74	1.00	1.00	0.90	0.76	1.00	1.00	0.92	0.78	1.00	1.00	1.00	0.83	
ΔT	30	28	25	21	30	28	24	21	30	28	25	21	30	28	24	21	30	28	24	21	31	29	25	22	
KW	2.57	2.57	2.57	2.59	2.90	2.90	2.89	2.92	3.27	3.26	3.26	3.28	3.66	3.66	3.65	3.68	4.10	4.10	4.09	4.12	4.62	4.62	4.61	4.64	
Amps	9.6	9.6	9.6	9.7	11.0	11.0	11.0	11.1	12.6	12.6	12.6	12.7	14.3	14.3	14.3	14.4	16.2	16.2	16.2	16.3	18.5	18.5	18.5	18.6	
Hi PR	255	256	258	262	294	296	297	302	336	337	338	343	380	381	383	387	428	429	430	435	479	480	481	486	
Lo PR	126	128	131	136	134	135	138	143	140	142	145	150	145	147	150	155	151	152	155	160	157	159	162	167	

IDB = Entering Indoor Dry Bulb Temperature
 High and low pressures are measured at the liquid and suction service valves.
 Airflow may vary depending on actual ambient conditions and system operation modes.
 Shaded area is AHRI conditions
 kW = Total system power
 Amps = outdoor unit amps (comp.+fan)

IDB	AIRFLOW	OUTDOOR AMBIENT TEMPERATURE												ENTERING INDOOR WET BULB TEMPERATURE											
		65°F				75°F				85°F				95°F				105°F				115°F			
		59	63	67	71	59	63	67	71	59	63	67	71	59	63	67	71	59	63	67	71	59	63	67	71
70	MBh	52.8	53.5	55.1	-	52.3	53.1	54.6	-	50.9	51.7	53.3	-	48.5	49.3	50.9	-	45.6	46.4	48.0	-	32.7	33.3	34.5	-
	S/T	0.58	0.51	0.37	-	0.59	0.51	0.38	-	0.61	0.54	0.40	-	0.63	0.56	0.42	-	1.00	0.58	0.45	-	1.00	0.68	0.54	-
	ΔT	21	19	15	-	21	19	15	-	21	19	15	-	21	19	15	-	20	18	15	-	21	19	15	-
	KW	2.94	2.93	2.93	-	3.31	3.31	3.30	-	3.73	3.73	3.72	-	4.18	4.18	4.17	-	4.68	4.68	4.67	-	3.99	3.99	3.99	-
	Amps	10.7	10.7	10.7	-	12.4	12.3	12.3	-	14.2	14.2	14.1	-	16.1	16.1	16.1	-	18.3	18.3	18.3	-	15.4	15.4	15.4	-
	Hi PR	249	250	252	-	289	290	291	-	330	331	333	-	374	375	377	-	422	423	425	-	462	463	465	-
	Lo PR	119	120	123	-	126	128	131	-	133	134	137	-	138	139	142	-	143	145	148	-	155	156	159	-
	MBh	53.6	54.3	55.9	-	53.1	53.9	55.5	-	51.7	52.5	54.1	-	49.4	50.1	51.7	-	46.5	47.2	48.8	-	33.2	33.7	35.0	-
	S/T	0.66	0.58	0.45	-	0.66	0.59	0.45	-	0.69	0.61	0.48	-	0.71	0.63	0.50	-	1.00	0.65	0.52	-	1.00	0.73	0.59	-
	ΔT	19	17	14	-	19	17	14	-	19	18	14	-	19	17	14	-	19	17	14	-	20	18	14	-
KW	2.96	2.96	2.95	-	3.33	3.33	3.33	-	3.75	3.75	3.74	-	4.20	4.20	4.19	-	4.71	4.71	4.70	-	4.00	4.00	4.00	-	
Amps	10.8	10.8	10.8	-	12.5	12.4	12.4	-	14.3	14.3	14.2	-	16.2	16.2	16.2	-	18.4	18.4	18.4	-	15.5	15.5	15.4	-	
Hi PR	252	253	255	-	291	292	294	-	332	334	335	-	377	378	380	-	425	426	428	-	464	465	466	-	
Lo PR	121	123	126	-	128	130	133	-	135	136	139	-	140	141	145	-	145	147	150	-	156	158	161	-	
MBh	54.6	55.4	56.9	-	54.1	54.9	56.5	-	52.8	53.5	55.1	-	50.4	51.1	52.7	-	47.5	48.2	49.8	-	33.6	34.2	35.4	-	
S/T	0.70	0.62	0.49	-	0.70	0.63	0.49	-	0.73	0.65	0.52	-	0.75	0.67	0.54	-	1.00	0.69	0.56	-	1.00	0.76	0.62	-	
ΔT	18	16	13	-	18	16	13	-	18	16	13	-	18	16	13	-	18	16	12	-	19	17	14	-	
KW	2.98	2.98	2.97	-	3.35	3.35	3.34	-	3.77	3.77	3.76	-	4.22	4.22	4.21	-	4.73	4.72	4.72	-	4.01	4.01	4.01	-	
Amps	10.9	10.9	10.9	-	12.5	12.5	12.5	-	14.4	14.3	14.3	-	16.3	16.3	16.3	-	18.5	18.5	18.5	-	15.5	15.5	15.5	-	
Hi PR	254	255	257	-	294	295	296	-	335	336	338	-	379	380	382	-	427	428	430	-	465	466	468	-	
Lo PR	123	125	128	-	131	132	135	-	137	138	142	-	142	144	147	-	148	149	152	-	158	159	162	-	

IDB	AIRFLOW	OUTDOOR AMBIENT TEMPERATURE												ENTERING INDOOR WET BULB TEMPERATURE											
		65°F				75°F				85°F				95°F				105°F				115°F			
		59	63	67	71	59	63	67	71	59	63	67	71	59	63	67	71	59	63	67	71	59	63	67	71
75	MBh	52.8	53.6	55.1	57.6	52.3	53.1	54.7	57.1	51.0	51.7	53.3	55.7	48.6	49.3	50.9	53.3	45.7	46.4	48.0	50.4	32.7	33.3	34.5	36.4
	S/T	0.71	0.64	0.50	0.36	0.72	0.64	0.51	0.37	0.74	0.67	0.53	0.39	1.00	0.69	0.55	0.41	1.00	0.71	0.57	0.43	1.00	1.00	0.67	0.53
	ΔT	25	23	19	16	25	23	19	16	25	23	20	16	25	23	19	16	25	23	19	15	25	23	19	16
	KW	2.93	2.93	2.93	2.95	3.31	3.31	3.30	3.33	3.73	3.72	3.72	3.74	4.18	4.17	4.17	4.20	4.68	4.68	4.67	4.70	3.99	3.99	3.98	4.00
	Amps	10.7	10.7	10.7	10.8	12.3	12.3	12.3	12.4	14.2	14.1	14.1	14.2	16.1	16.1	16.1	16.2	18.3	18.3	18.3	18.4	15.4	15.4	15.4	15.5
	Hi PR	249	251	252	257	289	290	292	296	330	331	333	337	375	376	377	382	422	424	425	430	462	463	465	469
	Lo PR	119	120	123	129	126	128	131	136	133	134	137	142	138	139	142	148	143	145	148	153	155	156	159	165
	MBh	53.6	54.4	56.0	58.4	53.2	53.9	55.5	57.9	51.8	52.5	54.1	56.5	49.4	50.1	51.7	54.1	46.5	47.2	48.8	51.2	33.2	33.8	35.0	36.9
	S/T	0.79	0.71	0.58	0.44	0.79	0.72	0.58	0.44	1.00	0.74	0.61	0.47	1.00	0.76	0.63	0.49	1.00	0.78	0.65	0.51	1.00	1.00	0.72	0.58
	ΔT	23	22	18	14	23	21	18	14	24	22	18	15	23	21	18	14	23	21	18	14	24	22	18	15
KW	2.96	2.96	2.95	2.98	3.33	3.33	3.32	3.35	3.75	3.75	3.74	3.77	4.20	4.20	4.19	4.22	4.71	4.70	4.70	4.72	4.00	4.00	4.00	4.02	
Amps	10.8	10.8	10.8	10.9	12.4	12.4	12.4	12.5	14.3	14.2	14.2	14.3	16.2	16.2	16.2	16.3	18.4	18.4	18.4	18.5	15.5	15.5	15.4	15.5	
Hi PR	252	253	255	259	291	292	294	299	333	334	336	340	377	378	380	384	425	426	428	432	464	465	467	471	
Lo PR	121	123	126	131	128	130	133	138	135	136	139	144	140	142	145	150	145	147	150	155	156	158	161	166	
MBh	54.7	55.4	57.0	59.4	54.2	54.9	56.5	58.9	52.8	53.5	55.1	57.5	50.4	51.2	52.7	55.2	47.5	48.3	49.8	52.3	33.7	34.2	35.4	37.3	
S/T	0.82	0.75	0.61	0.47	0.83	0.75	0.62	0.48	1.00	0.78	0.64	0.50	1.00	0.80	0.66	0.52	1.00	0.82	0.69	0.54	1.00	1.00	0.75	0.60	
ΔT	22	20	17	13	22	20	17	13	23	21	17	13	22	20	17	13	22	20	17	13	23	21	18	14	
KW	2.98	2.97	2.97	3.00	3.35	3.35	3.34	3.37	3.77	3.77	3.76	3.79	4.22	4.22	4.21	4.24	4.72	4.72	4.72	4.74	4.01	4.01	4.00	4.03	
Amps	10.9	10.9	10.9	11.0	12.5	12.5	12.5	12.6	14.3	14.3	14.3	14.4	16.3	16.3	16.3	16.4	18.5	18.5	18.5	18.6	15.5	15.5	15.5	15.6	
Hi PR	254	256	257	262	294	295	297	301	335	336	338	342	380	381	382	387	427	429	430	435	465	466	468	472	
Lo PR	123	125	128	133	131	132	135	140	137	139	142	147	142	144	147	152	148	149	152	157	158	159	162	168	

IDB = Entering Indoor Dry Bulb Temperature
 High and low pressures are measured at the liquid and suction service valves.
 Airflow may vary depending on actual ambient conditions and system operation modes.
 Shaded area is ACCA (TVA) conditions
 kW = Total system power
 Amps = outdoor unit amps (comp.+fan)

GSXV902410A* / CA*F3137*6A* + MBVC1201**_1A*+TXV DESIGN SUBCOOLING @ AHRI 95 °F CONDITIONS, 7-9 °F @ THE SERV. VLV. - 100 % DEMAND				
OUTDOOR TEMP. °F	TOTAL BTU/H	SENSIBLE BTU/H	LATENT BTU/H	TOTAL WATTS
75°	24,200	16,900	7,300	1,360
80°	23,900	17,100	6,800	1,450
85°	23,600	17,200	6,400	1,540
90°	23,100	17,100	6,000	1,640
95°	22,600	17,000	5,600	1,740
100°	22,000	16,700	5,300	1,850
105°	21,300	16,400	4,900	1,960
110°	20,800	16,500	4,300	2,085
115°	20,200	16,600	3,600	2,210
TVA Conditions @ 95° OD DB, 75° ID, 63° ID WB				
95°	21,800	16,600	5,200	1,740

GSXV904810A* / CA*F4961*6D* + MBVC2001**_1A*+TXV DESIGN SUBCOOLING @ AHRI 95°F CONDITIONS, 7-9°F @ THE SERV. VLV. - 100 % DEMAND				
OUTDOOR TEMP. °F	TOTAL BTU/H	SENSIBLE BTU/H	LATENT BTU/H	TOTAL WATTS
75°	48,300	34,800	13,500	2,870
80°	47,700	34,900	12,800	3,050
85°	47,100	34,900	12,200	3,230
90°	46,100	34,600	11,500	3,430
95°	45,000	34,200	10,800	3,630
100°	43,800	33,700	10,100	3,850
105°	42,500	33,200	9,300	4,070
110°	41,400	33,300	8,100	4,330
115°	40,200	33,400	6,800	4,590
TVA Conditions @ 95° OD DB, 75° ID, 63° ID WB				
95°	43,400	33,400	10,000	3,630

GSXV903610A* / CA*F3743*6D* + MBVC1601**_1A*+TXV DESIGN SUBCOOLING @ AHRI 95 °F CONDITIONS, 7-9 °F @ THE SERV. VLV. - 100 % DEMAND				
OUTDOOR TEMP. °F	TOTAL BTU/H	SENSIBLE BTU/H	LATENT BTU/H	TOTAL WATTS
75°	35,200	24,600	10,600	2,150
80°	34,800	24,800	10,000	2,290
85°	34,300	25,000	9,300	2,430
90°	33,600	24,800	8,800	2,580
95°	32,800	24,600	8,200	2,730
100°	31,900	24,300	7,600	2,900
105°	31,000	23,900	7,100	3,070
110°	30,200	24,000	6,200	3,270
115°	29,300	24,000	5,300	3,470
TVA Conditions @ 95° OD DB, 75° ID, 63° ID WB				
95°	31,600	24,000	7,600	2,740

GSXV906010A* / CA*F4961*6D* + MBVC2001**_1A*+TXV DESIGN SUBCOOLING @ AHRI 95 °F CONDITIONS, 7-9 °F @ THE SERV. VLV. - 100% DEMAND				
OUTDOOR TEMP. °F	TOTAL BTU/H	SENSIBLE BTU/H	LATENT BTU/H	TOTAL WATTS
75°	55,800	39,600	16,200	3,320
80°	55,100	39,700	15,400	3,530
85°	54,400	39,700	14,700	3,740
90°	53,200	39,400	13,800	3,965
95°	52,000	39,000	13,000	4,190
100°	50,600	38,400	12,200	4,445
105°	49,100	37,800	11,300	4,700
110°	42,200	33,900	8,300	4,350
115°	35,200	29,900	5,300	4,000
TVA Conditions @ 95° OD DB, 75° ID, 63° ID WB				
95°	50,100	38,100	12,000	4,200

GSXV902410A* / CA*F3137*6A* + MBVC1201**-1A*+TXV DESIGN SUBCOOLING @ AHRI 95 °F CONDITIONS, 7-9 °F @ THE SERV. VLV. - BOOST MODE				
OUTDOOR TEMP. °F	TOTAL BTU/H	SENSIBLE BTU/H	LATENT BTU/H	TOTAL WATTS
75°	25,700	17,500	8,200	1,550
80°	25,400	17,600	7,800	1,700
85°	25,100	17,600	7,500	1,750
90°	24,600	17,500	7,100	1,900
95°	24,000	17,300	6,700	1,950
100°	23,400	17,100	6,300	2,100
105°	22,700	16,800	5,900	2,200
110°	22,100	16,900	5,200	2,400
115°	19,800	14,300	5,500	2,300
TVA CONDITIONS @ 95° OD DB, 75° ID, 63° ID WB				
95°	23,100	17,100	6,000	1,700

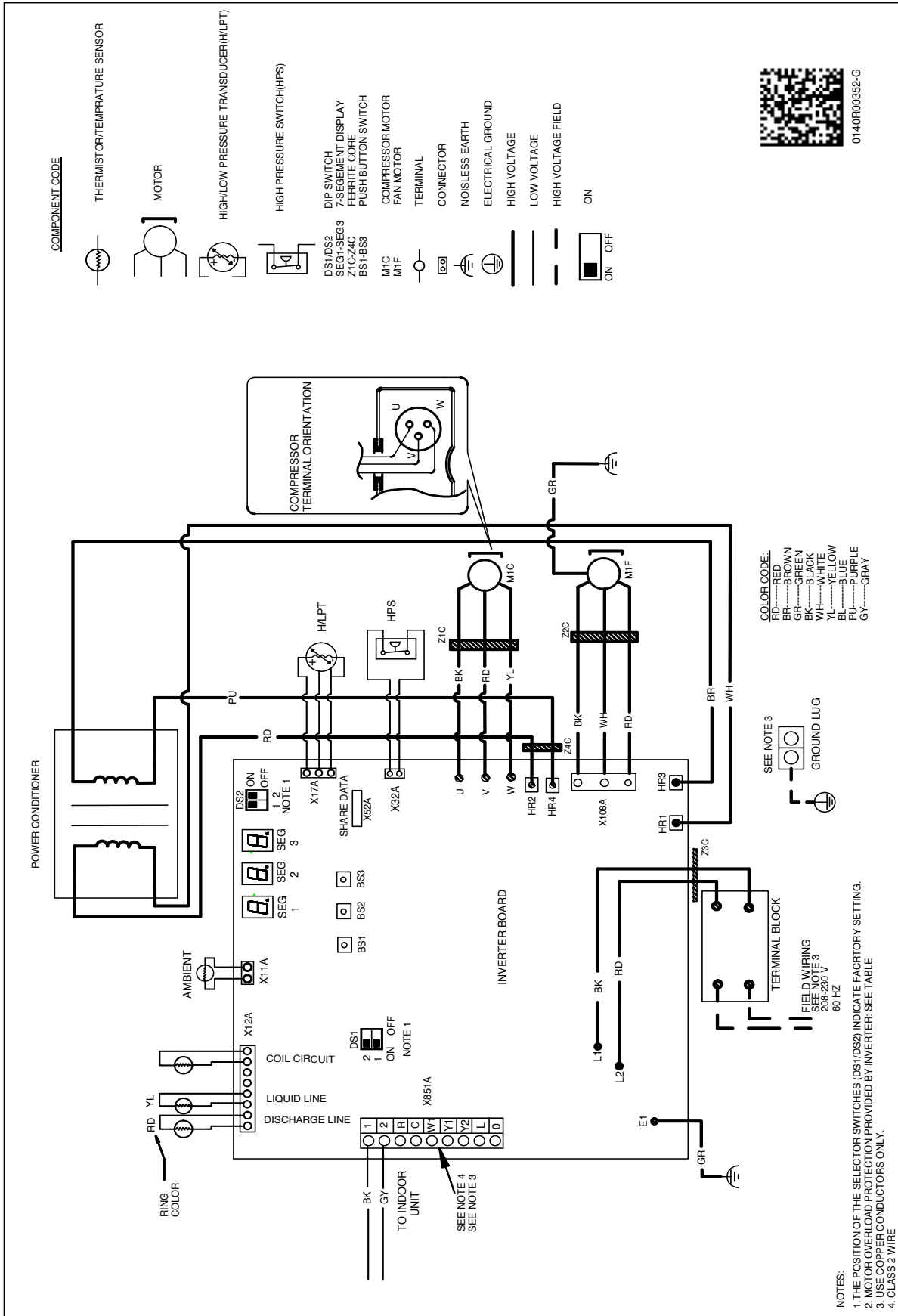
GSXV904810A* / CA*F4961*6D* + MBVC2001**-1A*+TXV DESIGN SUBCOOLING @ AHRI 95 °F CONDITIONS, 7-9 °F @ THE SERV. VLV. - BOOST MODE				
OUTDOOR TEMP. °F	TOTAL BTU/H	SENSIBLE BTU/H	LATENT BTU/H	TOTAL WATTS
75°	51,500	35,500	16,000	3,350
80°	50,900	35,800	15,100	3,600
85°	50,200	36,100	14,100	3,800
90°	49,100	35,800	13,300	4,000
95°	48,000	35,500	12,500	4,250
100°	46,700	35,000	11,700	4,500
105°	45,300	34,400	10,900	4,800
110°	44,100	34,600	9,500	5,100
115°	40,100	29,300	10,800	4,600
TVA CONDITIONS @ 95° OD DB, 75° ID, 63° ID WB				
95°	46,000	34,500	11,500	4,100

GSXV903610A* / CA*F3743*6D* + MBVC1601**-1A*+TXV DESIGN SUBCOOLING @ AHRI 95 °F CONDITIONS, 7-9 °F @ THE SERV. VLV. - BOOST MODE				
OUTDOOR TEMP. °F	TOTAL BTU/H	SENSIBLE BTU/H	LATENT BTU/H	TOTAL WATTS
75°	38,600	27,000	11,600	2,450
80°	38,100	27,200	10,900	2,600
85°	37,600	27,400	10,200	2,800
90°	36,800	27,200	9,600	3,000
95°	36,000	27,000	9,000	3,150
100°	34,700	26,400	8,300	3,300
105°	33,600	25,600	8,000	3,400
110°	32,400	24,700	7,700	3,600
115°	29,700	22,600	7,100	3,600
TVA CONDITIONS @ 95° OD DB, 75° ID, 63° ID WB				
95°	34,200	26,600	7,600	2,800

GSXV906010A* / CA*F4961*6D* + MBVC2001**-1A*+TXV DESIGN SUBCOOLING @ AHRI 95 °F CONDITIONS, 7-9 °F @ THE SERV. VLV. - BOOST MODE				
OUTDOOR TEMP. °F	TOTAL BTU/H	SENSIBLE BTU/H	LATENT BTU/H	TOTAL WATTS
75°	61,100	42,200	18,900	3,800
80°	60,400	42,300	18,100	4,100
85°	59,600	42,300	17,300	4,300
90°	58,300	42,000	16,300	4,600
95°	57,000	41,600	15,400	4,850
100°	55,100	40,300	14,800	5,300
105°	49,300	36,000	13,300	4,900
110°	42,000	30,700	11,300	4,500
115°	34,700	25,400	9,300	4,200
TVA CONDITIONS @ 95° OD DB, 75° ID, 63° ID WB				
95°	53,800	40,500	13,300	4,700

TONNAGE	SPEED	TOTAL UNIT SOUND RATING (dBA)	OCTAVE BAND SPECTRUM FREQUENCY (Hz) ANALYSIS (DB)						
			125	250	500	1000	2000	4000	8000
2-Ton	Maximum	71	61.3	62.8	67.0	63.6	63.3	65.3	57.2
3-Ton	Maximum	74	61.9	64.6	68.9	67.4	69.1	64.6	55.2
4-Ton	Maximum	75	70.3	72.8	71.0	69.0	67.6	68.0	61.5
5-Ton	Maximum	75	71.2	66.5	74.2	69.1	68.4	62.0	53.2

Note: Tested in accordance with AHRI Standard 270.

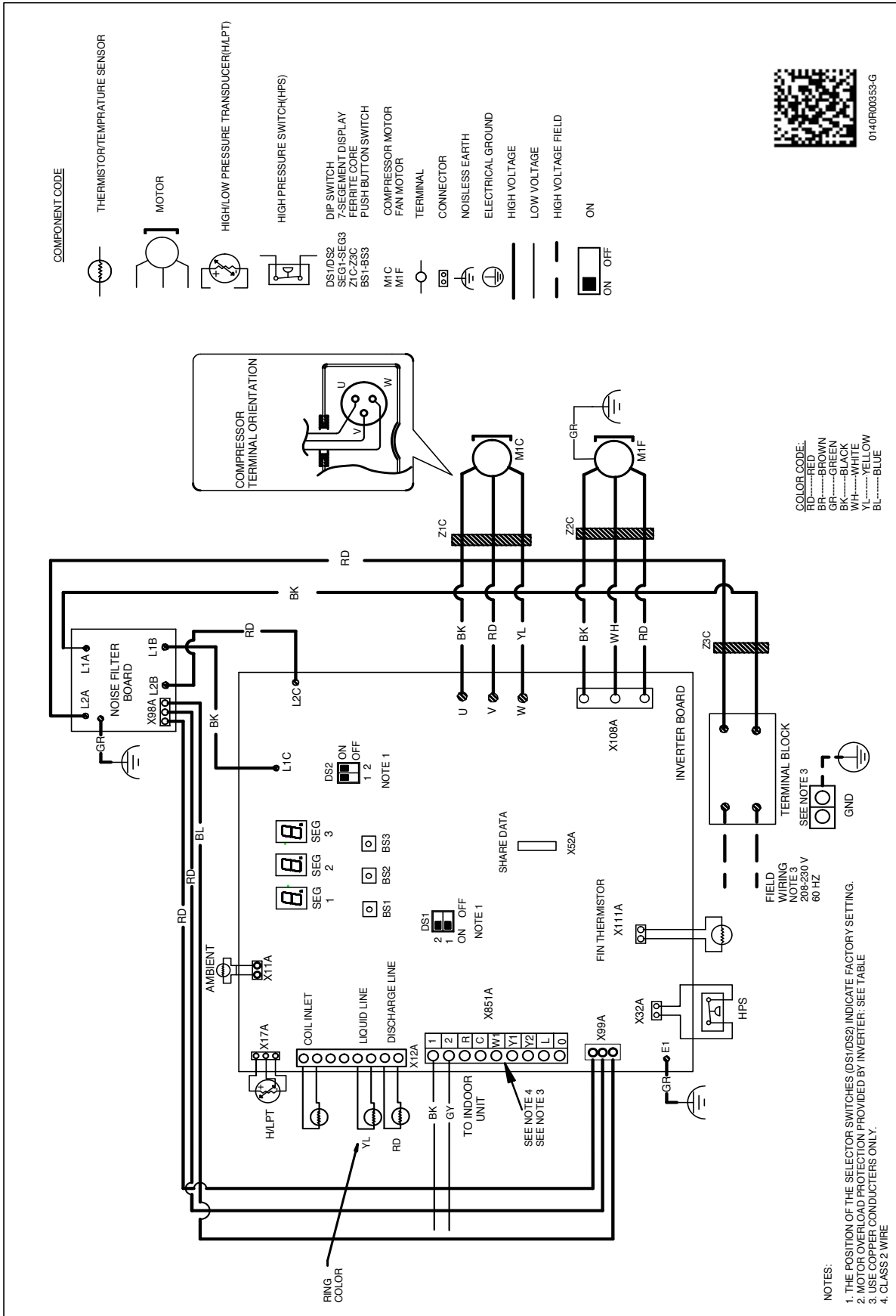


0140R00352-G

WARNING

High Voltage: Disconnect all power before servicing or installing this unit. Multiple power sources may be present. Failure to do so may cause property damage, personal injury, or death.

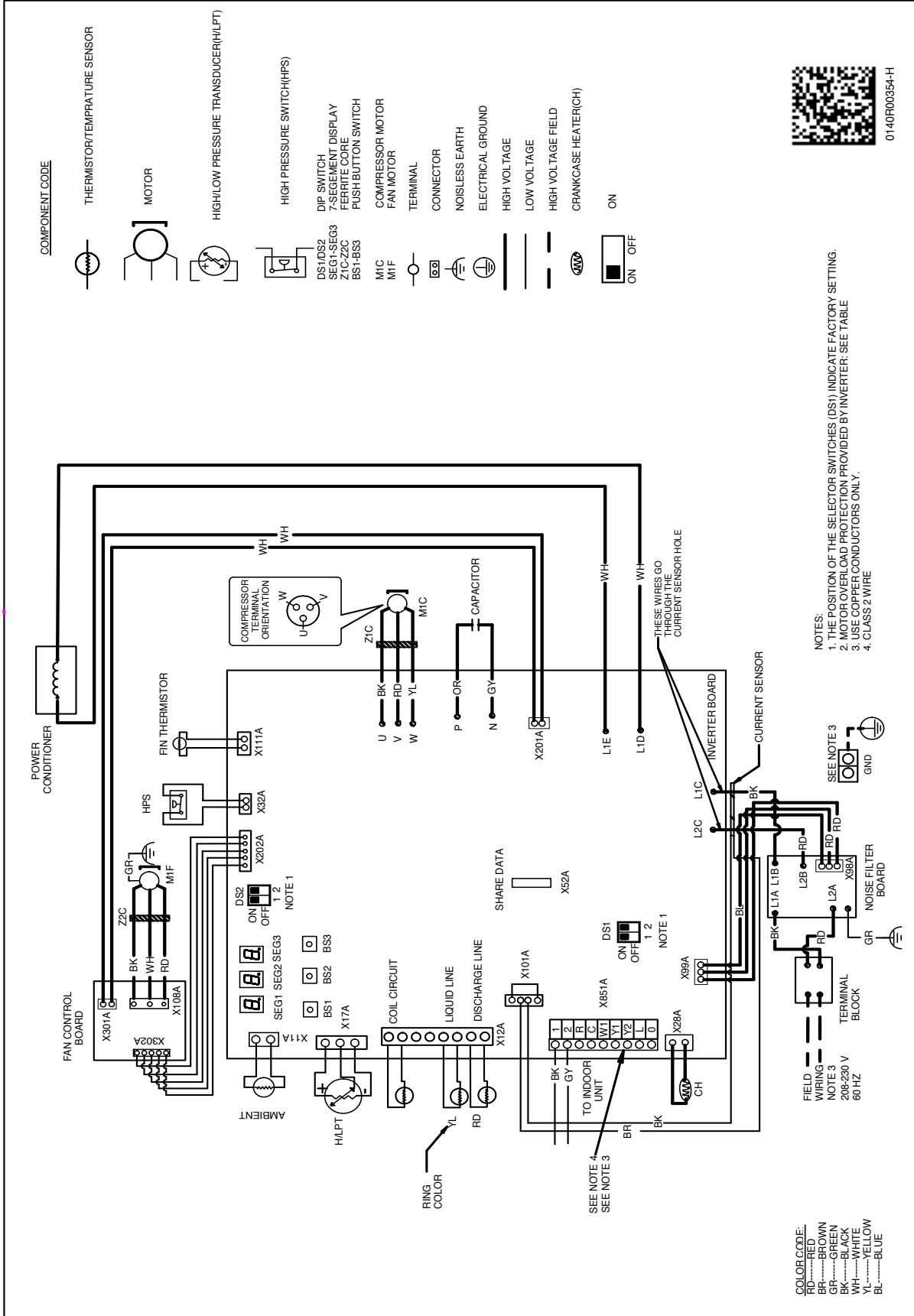
Wiring is subject to change. Always refer to the wiring diagram or the unit for the most up-to-date wiring.



WARNING

High Voltage: Disconnect all power before servicing or installing this unit. Multiple power sources may be present. Failure to do so may cause property damage, personal injury, or death.

Wiring is subject to change. Always refer to the wiring diagram or the unit for the most up-to-date wiring.

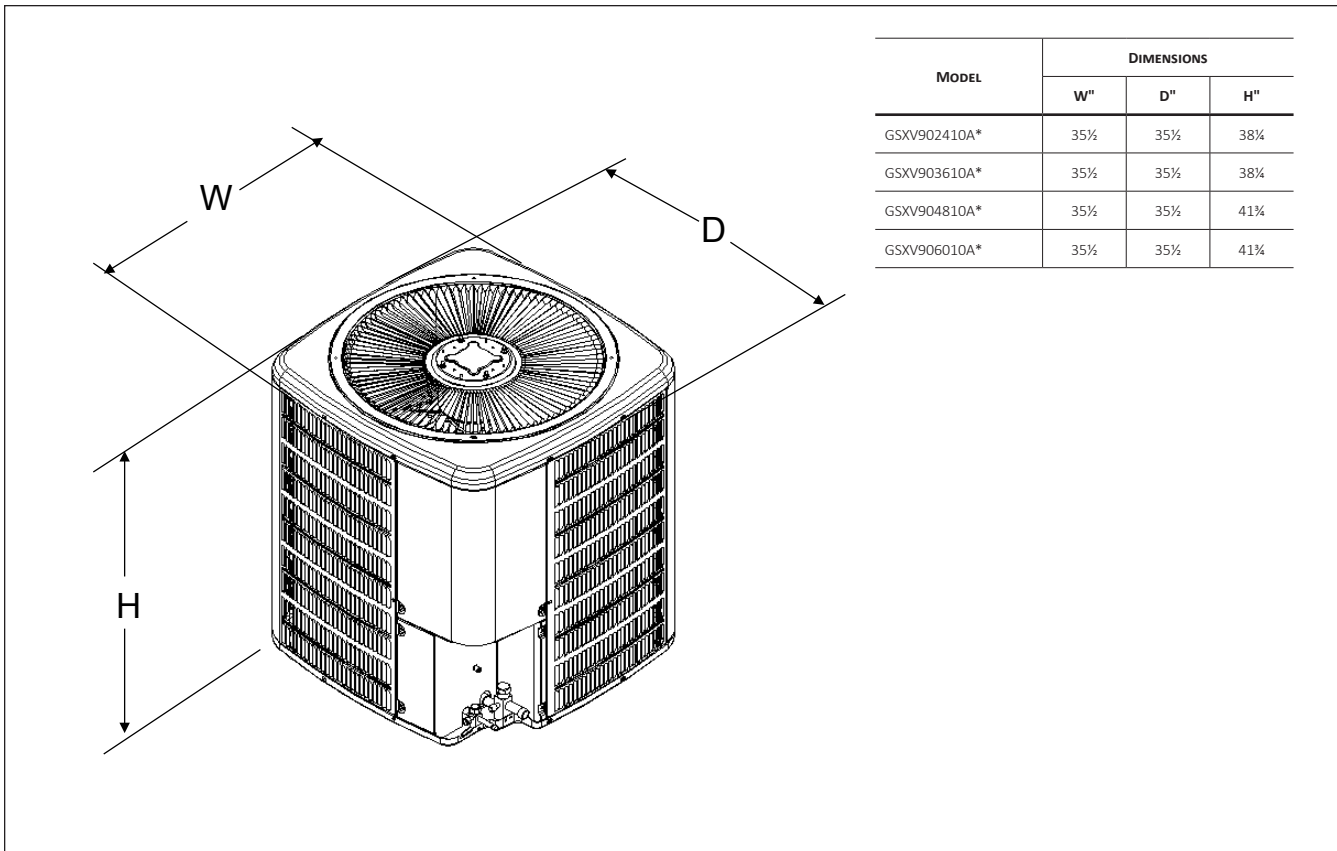


WARNING

High Voltage: Disconnect all power before servicing or installing this unit. Multiple power sources may be present. Failure to do so may cause property damage, personal injury, or death.

Wiring is subject to change. Always refer to the wiring diagram or the unit for the most up-to-date wiring.

DIMENSIONS



ACCESSORIES

MODEL	DESCRIPTION	GSXV902410A*	GSXV903610A*	GSXV904810A*	GSXV906010A*
ABK-20	Anchor Bracket Kit [◇]	X	X	X	X
TXV-V24	TXV Kit	X			
TXV-V36	TXV Kit		X		
TXV-V48	TXV Kit			X	
TXV-V60	TXV Kit				X

◇ Contains 20 brackets; four brackets needed to anchor unit to pad

All AHRI system ratings are accessible in the System Configurator tool via PartnerLink.

