



Submittal Data Sheet
 2.0-Ton Mini-Split Cooling Only
 FTK24BXVJURK24BXVJU

MODEL	INDOOR UNIT		FTK24BXVJU
	OUTDOOR UNIT		RK24BXVJU
Rated Capacity (Min. ~ Max.)	kW		6.21 (2.05 - 7.03)
	Btu/h		21200 (7000 - 24000)
Moisture Removal	gal/h		0.63
Rated Running Current	A		7.56
Rated Power Consumption	W		1738
EER2	Btu/h/W		12.2
SEER2			20.0
Piping Connections	Liquid	inch (mm)	1/4" (6.35)
	Gas	inch (mm)	5/8" (15.88)
Refrigerant	Type		R410A
	Charge	lbs (kg)	3.86 (1.75)
Max. Interunit Piping Length	ft (m)		98-1/2 (30)
Max. Interunit Height Difference	ft (m)		65-5/8 (20)
Chargeless	ft (m)		32-13/16 (10)
Amount of Additional Charge of Refrigerant	oz/ft (g/m)		0.21 (20)
Drawing No.			3D143694C
INDOOR UNIT			FTK24BXVJU
Front Panel Colour			WHITE
Airflow Rate	Turbo	CFM	754
	High	CFM	716
	Medium	CFM	605
	Low	CFM	467
	Quiet	CFM	395
Sound Pressure Level (H/M/L/Q)	dBA		53/45/39/34
Fan	Type		CROSS FLOW
	Drive		DIRECT
	Speed		3 STEPS, QUIET, AUTO, TURBO
Fan Motor	Type		DIRECT CURRENT
	Motor Output	W	39
	Running Current (Rated)	A	0.17
	Power Consumption (Rated)	W	54

Daikin Comfort Technologies North America, Inc 19001 Kermier Rd Waller TX 77484
 Daikin City Generated Submittal Data www.daikincomfort.com or www.daikinac.com

(Daikin's products are subject to continuous improvements. Daikin reserves the right to modify product design, specifications, and information in this data sheet without notice and without incurring any obligations)



Submittal Data Sheet
 2.0-Ton Mini-Split Cooling Only
 FTK24BXVJURK24BXVJU

Air Direction Control		UP, DOWN, LEFT, RIGHT
Air Filter		CATECHIN
Dimensions (H x W x D)	inch (mm)	11-11/16 x 39-1/2 x 11-1/3 (297 x 1005 x 288)
Packaged Dimensions (H x W x D)	inch (mm)	14-1/4 x 42-1/4 x 14-1/8 (362 x 1073 x 358)
Weight	lbs (kg)	31 (14.0)
Condensate Drain Size	inch (mm)	5/8 (16)
OUTDOOR UNIT		RK24BXVJU
Casing Colour		IVORY WHITE
Airflow Rate	High	CFM 1879
Sound Pressure Level		dBA 55
Fan	Type	PROPELLER
	Drive	DIRECT
Fan Motor	Type	DIRECT CURRENT
	Index of protection (IP) 23	
	Insulation Grade E	
	Running Current (Rated)	A 1.30
	Power Consumption (Rated)	W 88
	Motor Output	W 55
Poles		8
Compressor	Type HERMETIC SWING	
	Model 2Y147AKCX2A	
	Oil type DAPHNE FVC50K	
	Oil amount	oz (cm3) 21.5 (650)
Heat Exchanger Type		FIN TUBE
Dimensions (H x W x D)	inch (mm)	27-13/32 x 36-5/8 x 13-13/16 (696 x 930 x 351)
Packaged Dimensions (H x W x D)	inch (mm)	29-7/8 x 42-3/8 x 18-7/8 (760 x 1075 x 480)
Weight	lbs (kg)	101 (46)

Conditions Based on INDOOR: 80°FDB (26.7°CDB) / 67°FWB (19.4°CWB) OUTDOOR: 95°FDB (35°CDB)

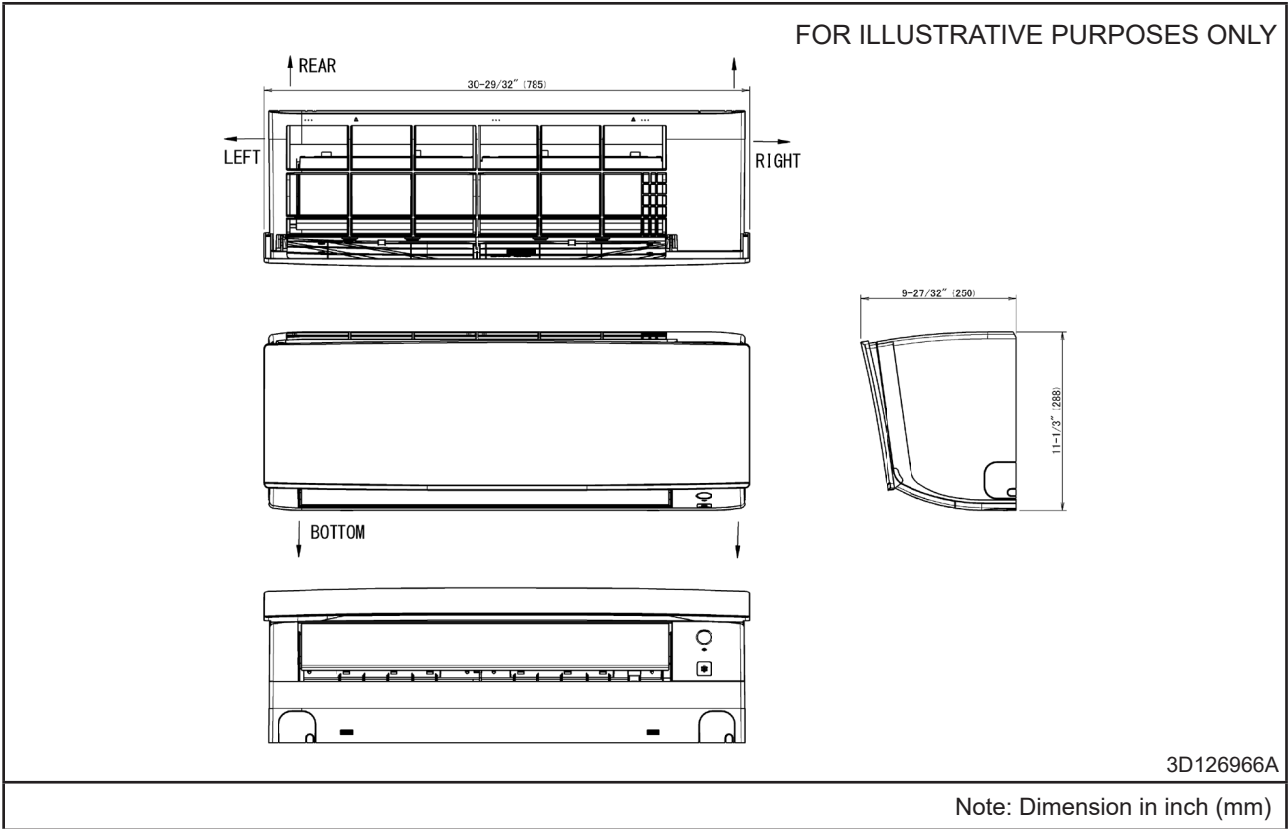
Daikin Comfort Technologies North America, Inc 19001 Kermier Rd Waller TX 77484
 Daikin City Generated Submittal Data www.daikincomfort.com or www.daikinac.com

(Daikin's products are subject to continuous improvements. Daikin reserves the right to modify product design, specifications, and information in this data sheet without notice and without incurring any obligations)

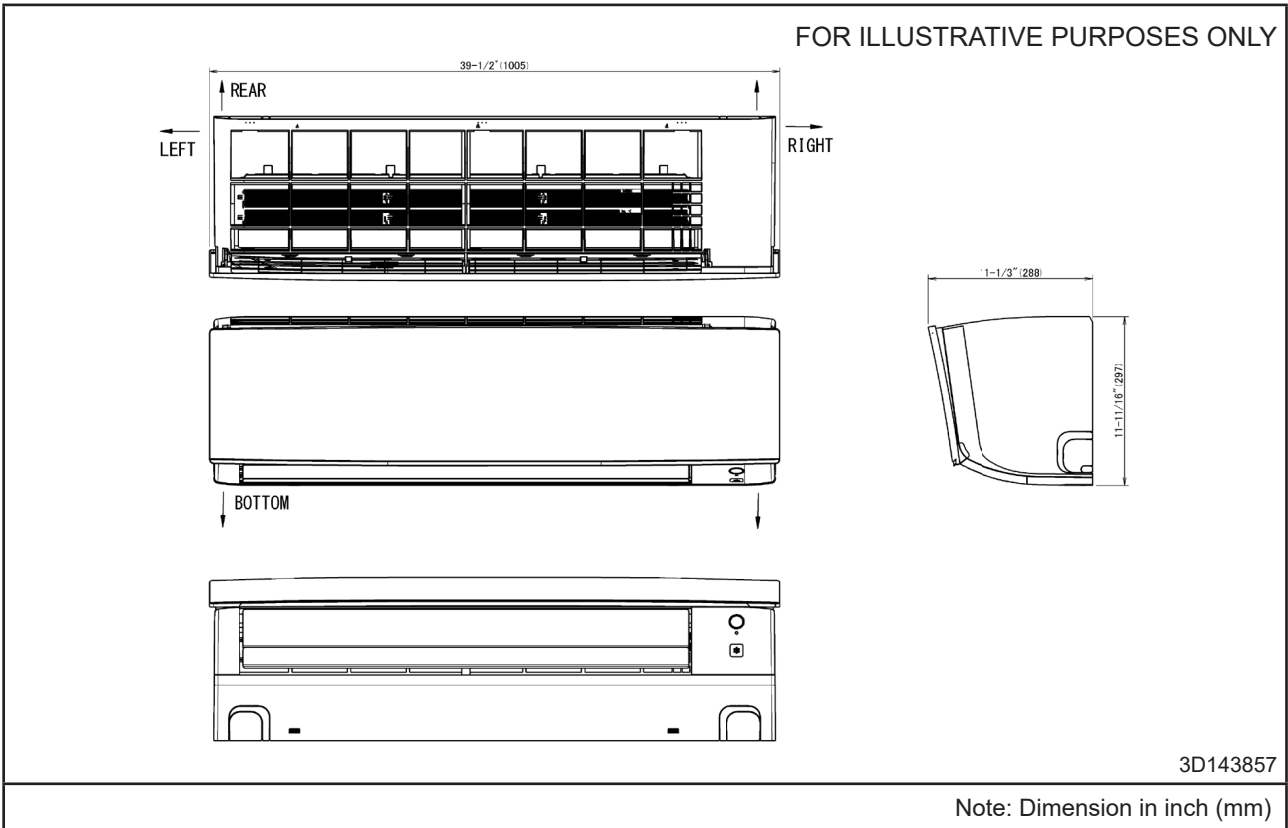
Dimensions

Indoor Unit

Model : FTK09/12B, FTX09/12B

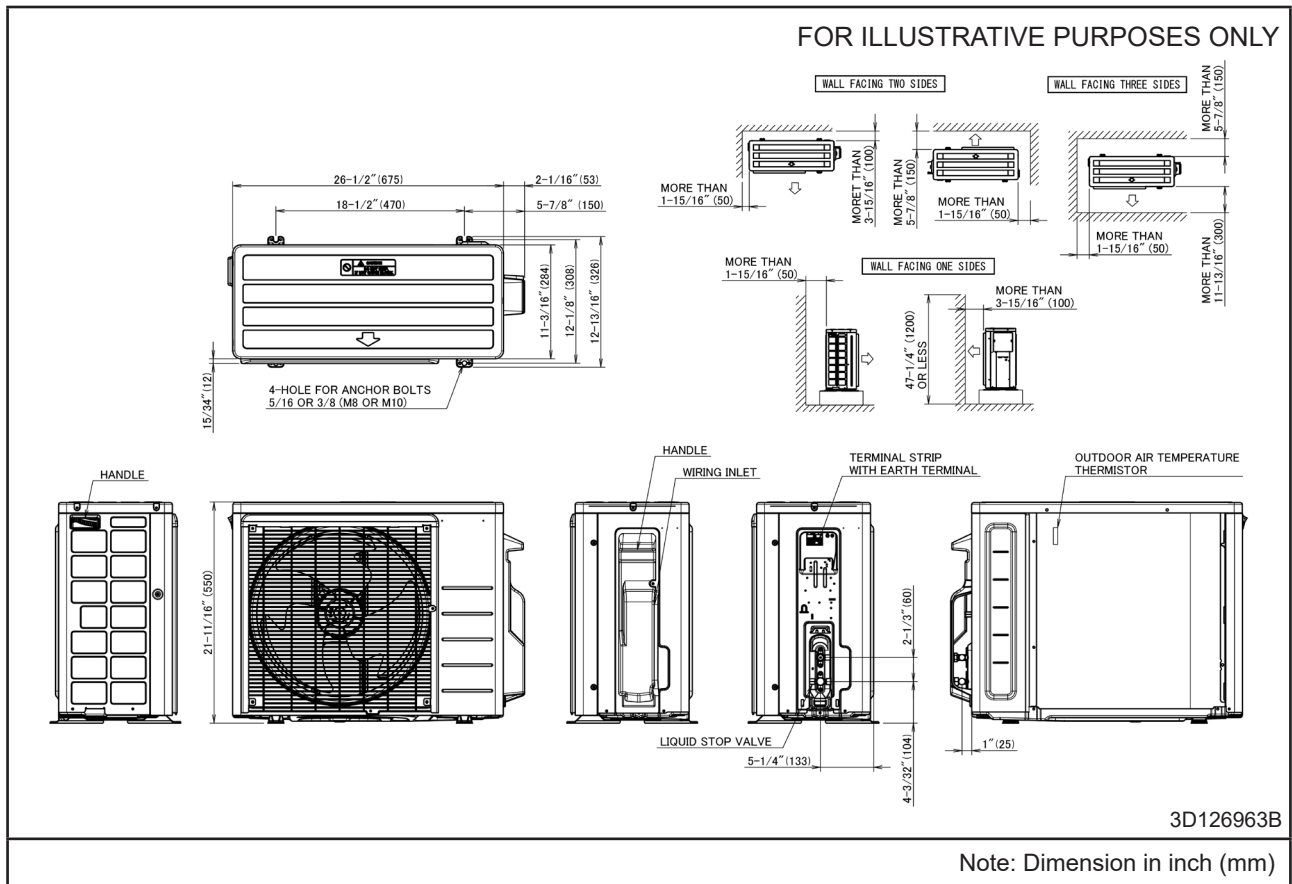


Model : FTK18/24B, FTX18/24B

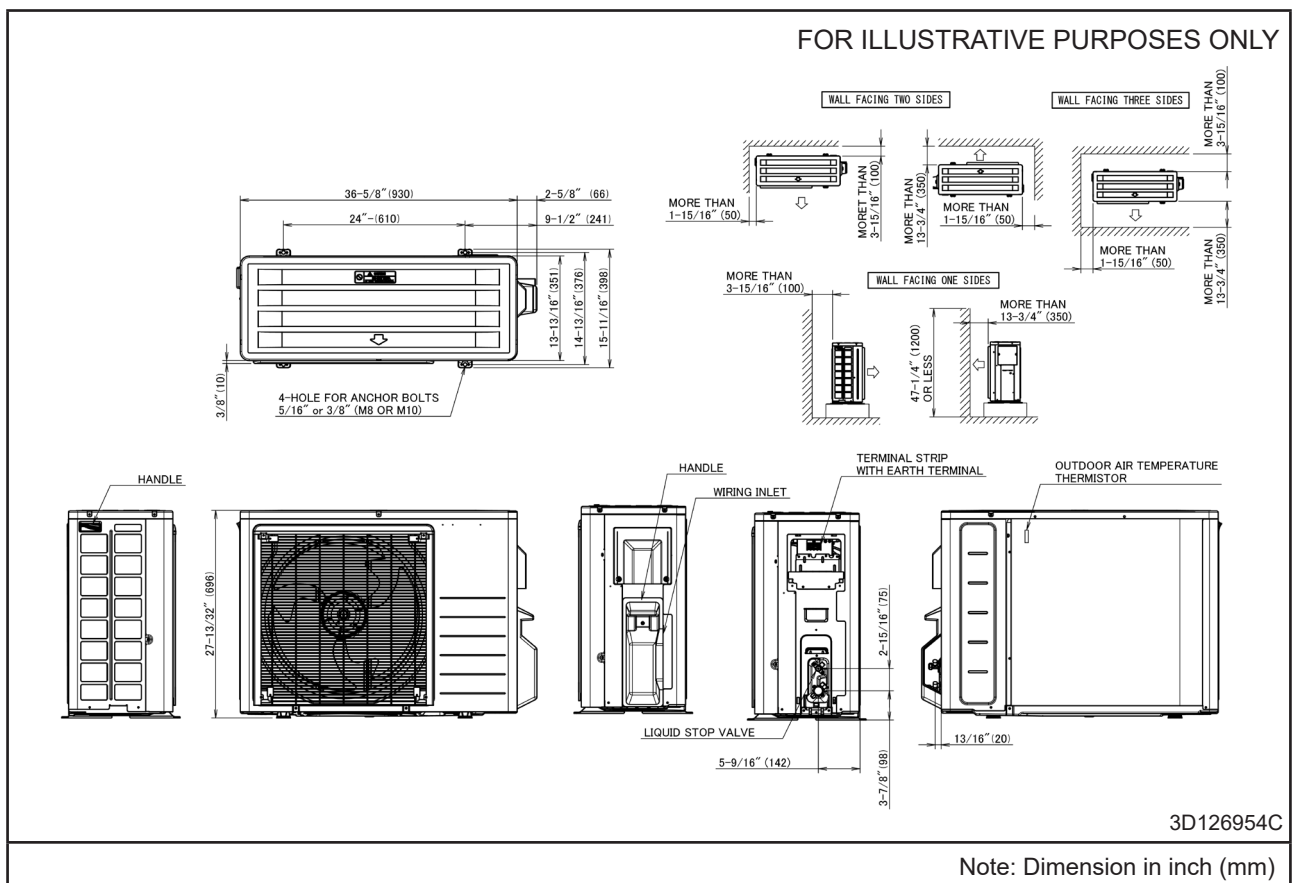


Outdoor Unit

Model : RK09/12B, RX09/12B



Model : RK18/24B, RX18/24B



Electric Characteristic

Unit Combination		Power Supply				COMP		OFM		IFM	
Indoor Unit	Outdoor Unit	Hz-Volts	Voltage Range	MCA	MOP	RHz	A	kW	MOC	kW	MOC
FTK09B	RK09B	60Hz-208V	MAX. 60Hz 253V MIN. 60Hz 187V	12.35	15	64	3.34	0.026	0.60	0.022	0.35
		60Hz-230V									
FTK12B	RK12B	60Hz-208V	MAX. 60Hz 253V MIN. 60Hz 187V	12.40	15	88	5.14	0.026	0.61	0.022	0.40
		60Hz-230V									
FTK18B	RK18B	60Hz-208V	MAX. 60Hz 253V MIN. 60Hz 187V	13.55	20	76	5.71	0.055	1.30	0.039	0.55
		60Hz-230V									
FTK24B	RK24B	60Hz-208V	MAX. 60Hz 253V MIN. 60Hz 187V	13.55	20	94	8.57	0.055	1.30	0.039	0.55
		60Hz-230V									
FTX09B	RX09B	60Hz-208V	MAX. 60Hz 253V MIN. 60Hz 187V	12.35	15	88	4.34	0.026	0.60	0.022	0.35
		60Hz-230V									
FTX12B	RX12B	60Hz-208V	MAX. 60Hz 253V MIN. 60Hz 187V	12.40	15	96	5.57	0.026	0.61	0.022	0.40
		60Hz-230V									
FTX18B	RX18B	60Hz-208V	MAX. 60Hz 253V MIN. 60Hz 187V	16.55	20	90	8.17	0.055	1.30	0.039	0.55
		60Hz-230V									
FTX24B	RX24B	60Hz-208V	MAX. 60Hz 253V MIN. 60Hz 187V	16.55	20	104	10.36	0.055	1.30	0.039	0.55
		60Hz-230V									

Symbols:

- MCA : Minimum Circuit Amps (A)
- MOP : Maximum Overcurrent Protection (A)
- COMP : Compressor
- RHz : Rated Operating Frequency (Hz)
- A : Compressor Input Current (A)
- OFM : Outdoor Fan Motor
- IFM : Indoor Fan Motor
- kW : Fan Motor Rated Output (kW)
- MOC : Maximum Operating Current (A)

Notes:

1. RHz is the max frequency that comes in cooling operation and heating operation.
2. RLA is the max current that comes in cooling operation and heating operation.
3. Maximum allowable voltage that is unbalance between phases is 2%.
4. Select wire size based on the larger value of MCA.
5. Use circuit breaker instead of fuse

3D142348