



Submittal Data Sheet
 0.75-Ton Mini-Split Cooling Only
 FTK09BXVJURK09BXVJU

MODEL	INDOOR UNIT		FTK09BXVJU
	OUTDOOR UNIT		RK09BXVJU
Rated Capacity (Min. ~ Max.)		kW	2.61 (1.30 - 3.00)
		Btu/h	8900 (4400 - 10200)
Moisture Removal		gal/h	0.09
Rated Running Current		A	3.40
Rated Power Consumption		W	712
EER2		Btu/h/W	12.5
SEER2			20.0
Piping Connections	Liquid	inch (mm)	1/4" (6.35)
	Gas	inch (mm)	3/8" (9.52)
Refrigerant	Type		R410A
	Charge	lbs (kg)	1.54 (0.7)
Max. Interunit Piping Length		ft (m)	65-5/8 (20)
Max. Interunit Height Difference		ft (m)	49-1/4 (15)
Chargeless		ft (m)	32-13/16 (10)
Amount of Additional Charge of Refrigerant		oz/ft (g/m)	0.21 (20)
Drawing No.			3D143694C
INDOOR UNIT			FTK09BXVJU
Front Panel Colour			WHITE
Airflow Rate	Turbo	CFM	466
	High	CFM	431
	Medium	CFM	322
	Low	CFM	249
	Quiet	CFM	142
Sound Pressure Level (H/M/L/Q)		dB(A)	44/37/30/19
Fan	Type		CROSS FLOW
	Drive		DIRECT
	Speed		3 STEPS, QUIET, AUTO, TURBO
Fan Motor	Type		DIRECT CURRENT
	Motor Output	W	22
	Running Current (Rated)	A	0.10
	Power Consumption (Rated)	W	29
Air Direction Control			UP, DOWN, LEFT, RIGHT
Air Filter			CATECHIN

Daikin Comfort Technologies North America, Inc 19001 Kermier Rd Waller TX 77484
 Daikin City Generated Submittal Data www.daikincomfort.com or www.daikinac.com

(Daikin's products are subject to continuous improvements. Daikin reserves the right to modify product design, specifications, and information in this data sheet without notice and without incurring any obligations)



Submittal Data Sheet
 0.75-Ton Mini-Split Cooling Only
 FTK09BXVJURK09BXVJU

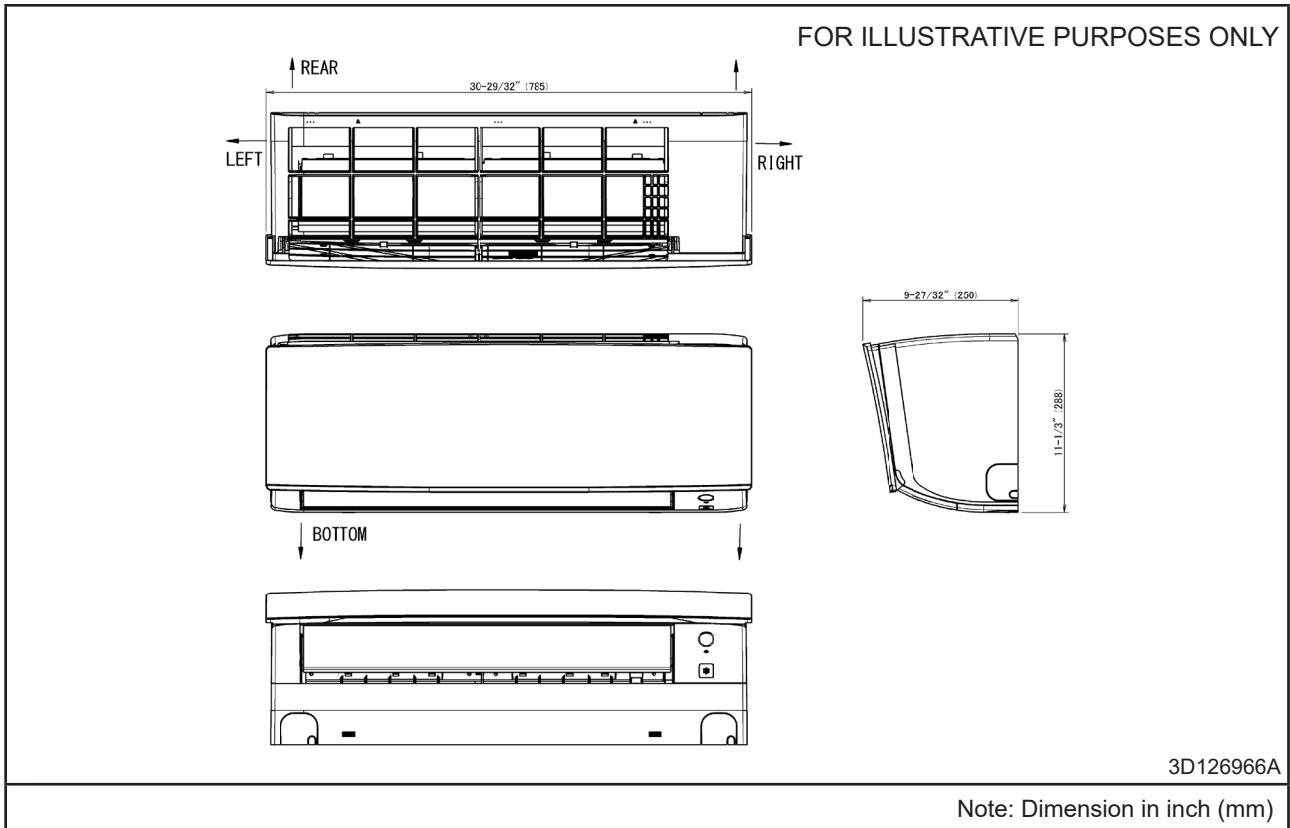
Dimensions (H x W x D)		inch (mm)	11-1/3 x 30-29/32 x 9-27/32 (288 x 785 x 250)
Weight		lbs (kg)	20.3 (9.2)
Condensate Drain Size		inch (mm)	5/8 (16)
OUTDOOR UNIT			RK09BXVJU
Casing Colour			IVORY WHITE
Airflow Rate	High	CFM	1083
Sound Pressure Level		dBA	46
Fan	Type		PROPELLER
	Drive		DIRECT
Fan Motor	Type		DIRECT CURRENT
	Index of protection (IP)		24
	Insulation Grade		E
	Running Current (Rated)	A	0.60
	Power Consumption (Rated)	W	32
	Motor Output	W	26
Poles		8	
Compressor	Type		HERMETIC SWING
	Model		1YC23AUXDA
	Oil type		DAPHNE FVC50K
	Oil amount	oz (cm3)	12.4 (375)
Heat Exchanger Type			FIN TUBE
Dimensions (H x W x D)		inch (mm)	21-11/16 x 26-1/2 x 11-3/16 (550 x 675 x 284)
Weight		lbs (kg)	53 (24)

Conditions Based on INDOOR: 80°FDB (26.7°CDB) / 67°FWB (19.4°CWB) OUTDOOR: 95°FDB (35°CDB)

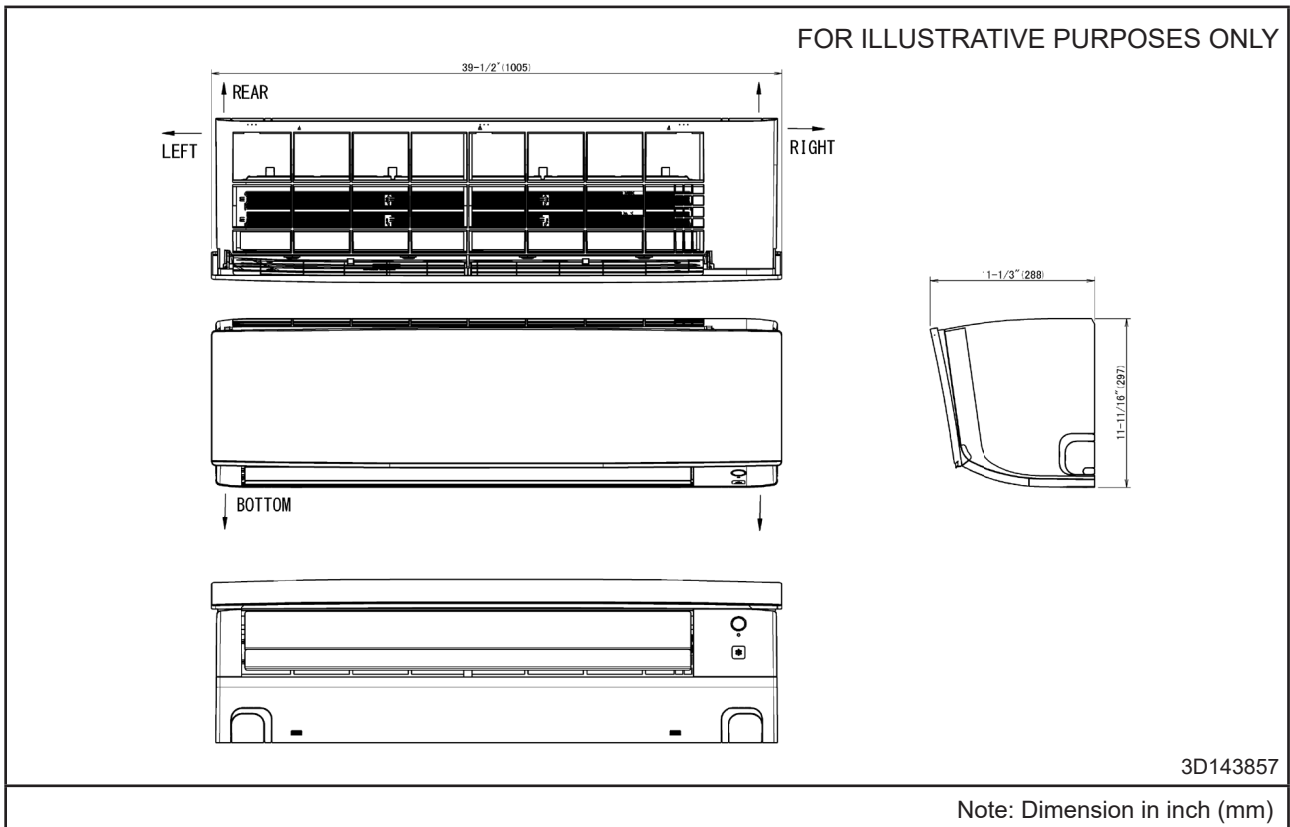
Dimensions

Indoor Unit

Model : FTK09/12B, FTX09/12B

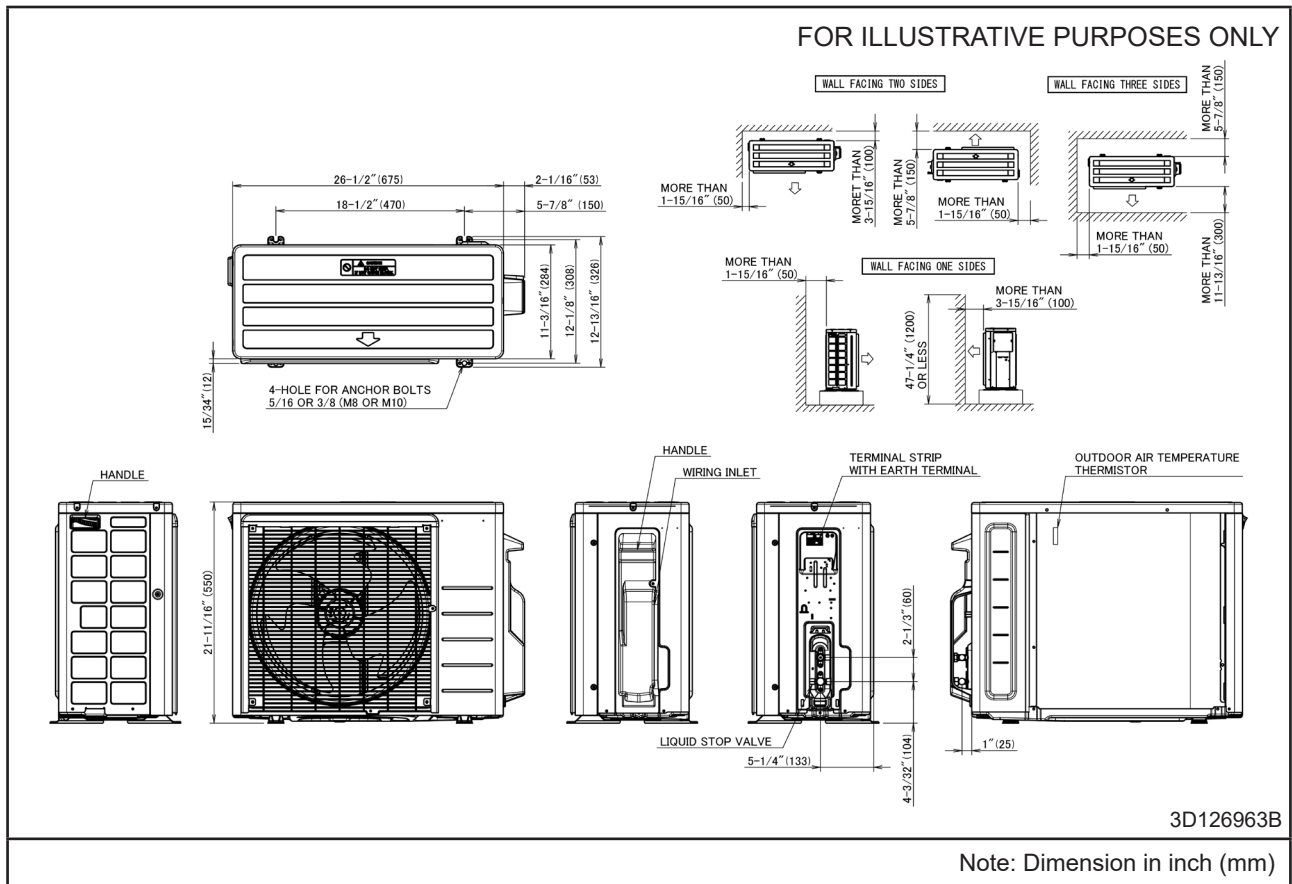


Model : FTK18/24B, FTX18/24B

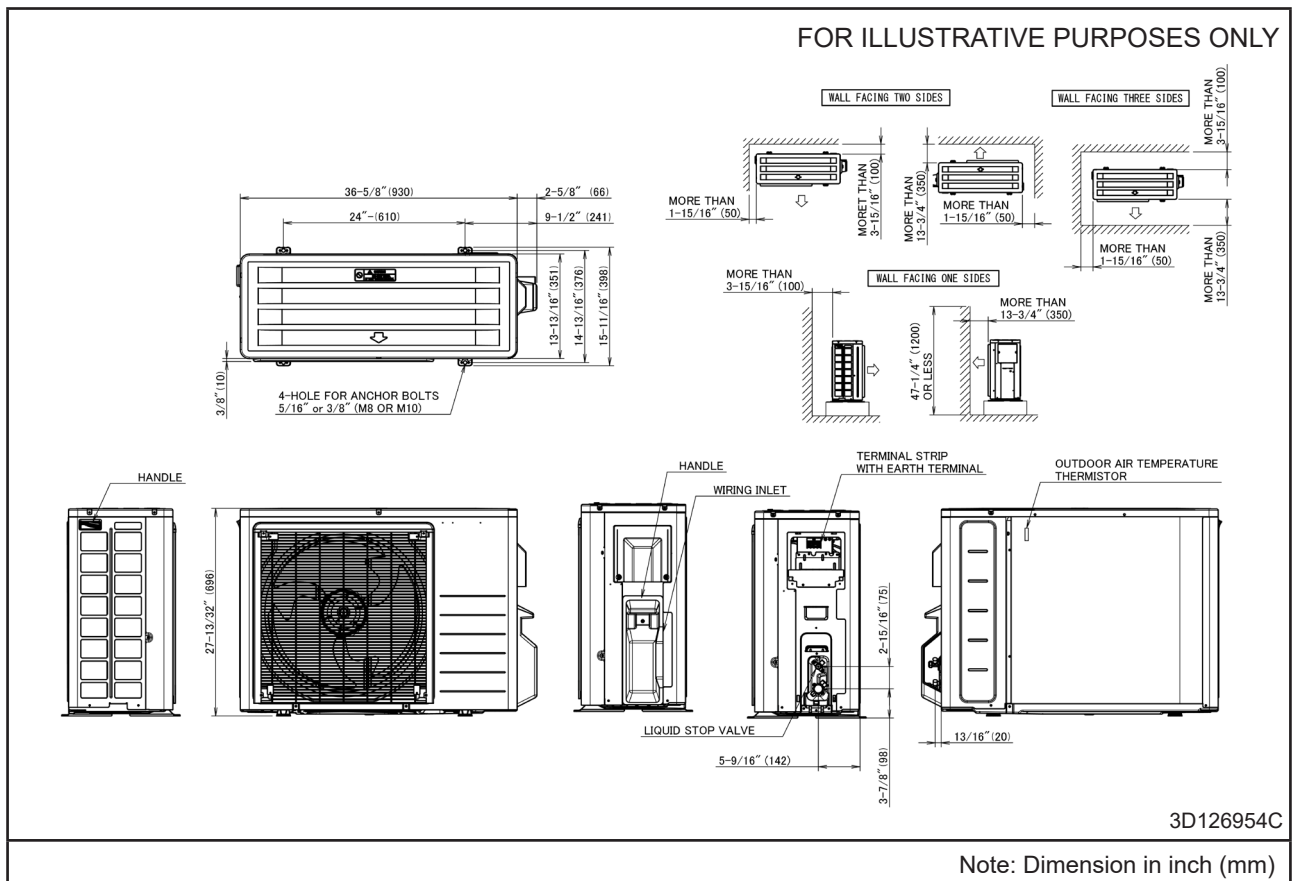


Outdoor Unit

Model : RK09/12B, RX09/12B



Model : RK18/24B, RX18/24B



Electric Characteristic

Unit Combination		Power Supply				COMP		OFM		IFM	
Indoor Unit	Outdoor Unit	Hz-Volts	Voltage Range	MCA	MOP	RHz	A	kW	MOC	kW	MOC
FTK09B	RK09B	60Hz-208V	MAX. 60Hz 253V MIN. 60Hz 187V	12.35	15	64	3.34	0.026	0.60	0.022	0.35
		60Hz-230V									
FTK12B	RK12B	60Hz-208V	MAX. 60Hz 253V MIN. 60Hz 187V	12.40	15	88	5.14	0.026	0.61	0.022	0.40
		60Hz-230V									
FTK18B	RK18B	60Hz-208V	MAX. 60Hz 253V MIN. 60Hz 187V	13.55	20	76	5.71	0.055	1.30	0.039	0.55
		60Hz-230V									
FTK24B	RK24B	60Hz-208V	MAX. 60Hz 253V MIN. 60Hz 187V	13.55	20	94	8.57	0.055	1.30	0.039	0.55
		60Hz-230V									
FTX09B	RX09B	60Hz-208V	MAX. 60Hz 253V MIN. 60Hz 187V	12.35	15	88	4.34	0.026	0.60	0.022	0.35
		60Hz-230V									
FTX12B	RX12B	60Hz-208V	MAX. 60Hz 253V MIN. 60Hz 187V	12.40	15	96	5.57	0.026	0.61	0.022	0.40
		60Hz-230V									
FTX18B	RX18B	60Hz-208V	MAX. 60Hz 253V MIN. 60Hz 187V	16.55	20	90	8.17	0.055	1.30	0.039	0.55
		60Hz-230V									
FTX24B	RX24B	60Hz-208V	MAX. 60Hz 253V MIN. 60Hz 187V	16.55	20	104	10.36	0.055	1.30	0.039	0.55
		60Hz-230V									

Symbols:

- MCA : Minimum Circuit Amps (A)
- MOP : Maximum Overcurrent Protection (A)
- COMP : Compressor
- RHz : Rated Operating Frequency (Hz)
- A : Compressor Input Current (A)
- OFM : Outdoor Fan Motor
- IFM : Indoor Fan Motor
- kW : Fan Motor Rated Output (kW)
- MOC : Maximum Operating Current (A)

Notes:

1. RHz is the max frequency that comes in cooling operation and heating operation.
2. RLA is the max current that comes in cooling operation and heating operation.
3. Maximum allowable voltage that is unbalance between phases is 2%.
4. Select wire size based on the larger value of MCA.
5. Use circuit breaker instead of fuse

3D142348