


M and F Line

SystemPro® hermetic air-cooled condensing units


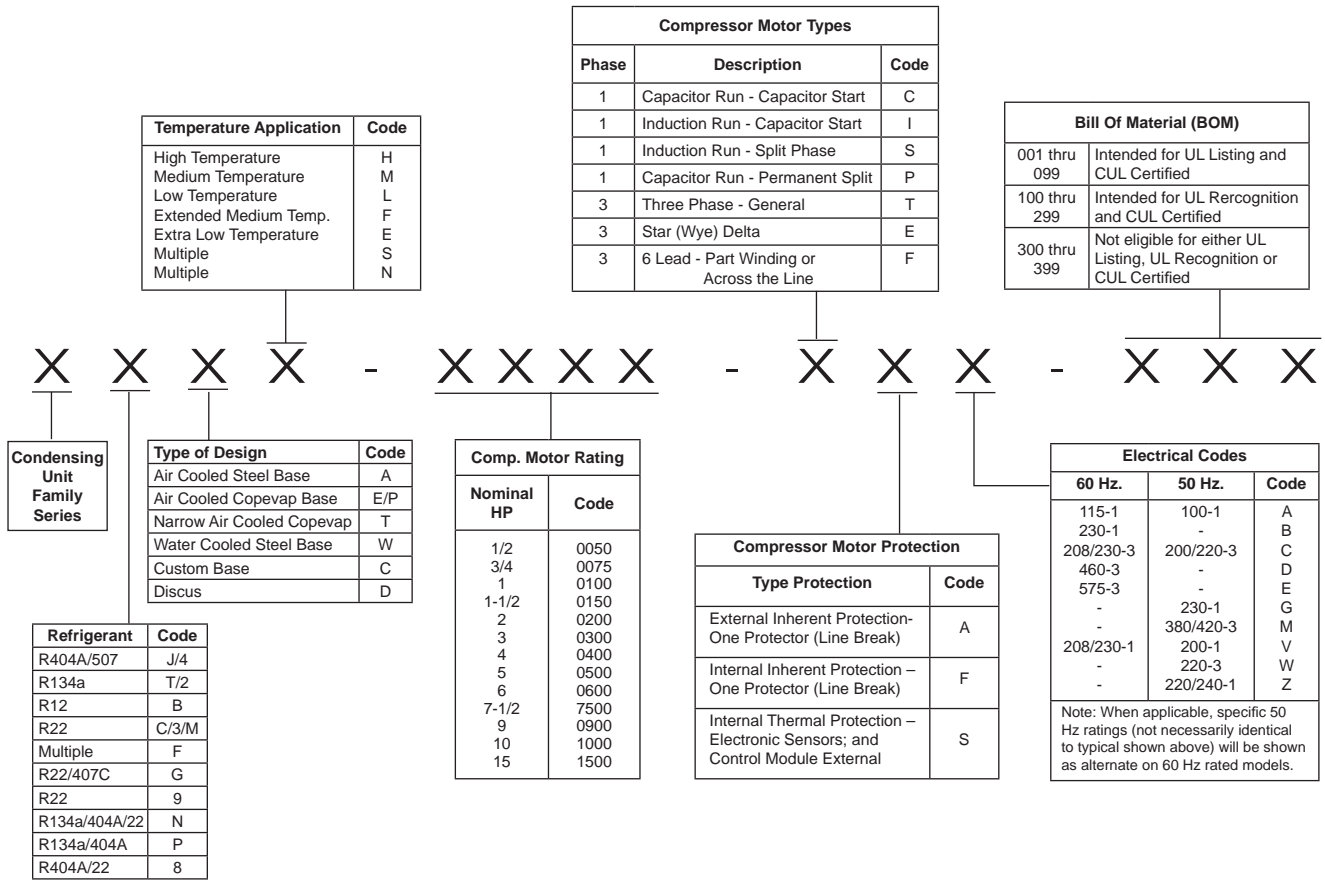


Product Information

Horsepower:	1/6 – 5
Temperature Applications:	Low/Medium/High
Refrigerants:	R-134a, R-404A, R-22, R-407C
Installation Applications:	A variety of applications including under-counter coolers, food prep tables, reach-in cases, and walk-in boxes



Nomenclature • Welded Condensing Units



Unit Features

Flare BOM (Obsolete)	Sweat BOM	Suction Connections		Liquid Connections		Filter Drier	Sight Glass	Electrical Connections		Fan Cycle Control	Fan Guard	UL/UR
		Suction Valve	Suction Accumulator	Base Valve	Receiver w/Valve			Power Cord	BX Conduit			
105, 106	111	•		•				•				UR
109	103	•			•			•				UR
201	212	•			•				•		•	UR*
010	015	•	•		•				•	•	•	UL
001	020	•			•				•		•	UL
	072	•			•	•	•		•		•	UL
	272	•			•	•	•		•		•	UR

*These recognized models are identical to listed models less pressure control. Need for the control is to be evaluated in the end use application.

SystemPro® hermetic air-cooled condensing units

Features	Benefits
Copeland® Hermetic Compressor and Heavy Duty Unit Bearing Fan Motor	Reliability
	High Energy Efficiency
	Low Sound & Vibration
Modular Components	Replacement Serviceability
Compact Design	Application Flexibility
All Models Rated Up To 110°F Ambient	

Resources and Support

EmersonClimate.com

- Online Product Information and Technical Data
 - Application Engineering Bulletins
 - Instruction Sheets
 - Marketing Brochures
- Product Selection Tools
 - Walk-In Box Load Calculator
- Software
 - Quick Selection Slide Rule
- Where to Buy

Application Engineering Bulletins

- 4-1273 Factors to Consider in Converting Compressor Rated Capacity to Actual Capacity
- 4-1292 Medium Temperature R-22 Copelaweld Compressors
- 4-1295 HFC-134A Refrigerant Guidelines
- 4-1298 Extended Medium Temperature R-404A/507 Hermetic Compressors and Condensing Units
- 4-1305 “SystemPro” AF, AR, & AS Refrigeration Hermetic 1/8-1 Horsepower Compressors
- 4-1306 Application Guidelines for RF Low Temperature Refrigeration Compressors
- 4-1307 Application Guidelines for CF Refrigeration Compressors and Condensing Units
- 4-1344 Application Guidelines for RFT, RRT, RST Compressors
- 11-1147 Suction Accumulators
- 17-1260 Compressor Overheating
- 17-1268 Compression Ratio as it Affects Compressor Reliability
- 22-1182 Liquid Refrigerant Control in Refrigeration and Air Conditioning Systems

For more information, visit EmersonClimate.com and login to the Customer Portal to view Online Product Information

SystemPro® air-cooled condensing units

Capacity Data

HIGH/MED TEMP		Capacity (BTU/Hr) at 90° Ambient - Evaporator Temp (°F)						
Model	BOM	Refrig.	H.P.	0	+10	+15	+20	+25
M2FH-0017-SAA	111	134a	1/6		800	910	1030	1150
M2FH-0020-IAA	111	134a	1/5		950	1070	1200	1330
MMFH-0022-IAA	111	22	1/5		1250	1380	1530	1680
M4FH-0022-IAA	111	404A	1/5		1340	1460	1590	1720
M2FH-0024-SAA	111	134a	1/4		1310	1470	1640	1810
M2FH-0026-IAA	072,111,103	134a	1/4		1530	1700	1890	2080
MCFH-0027-IAA	111,103,272	22	1/4		1910	2130	2360	2600
M4FH-0025-IAA	103,272	404A	1/4		1890	2060	2240	2430
M2FH-A033-IAA, IAV	111,103,272	134a	1/3		1870	2110	2360	2620
MCFH-0036-IAA	111,103,272	22	1/3		2270	2550	2830	3140
M4FH-A036-IAA, IAV	111,103,272	404A	1/3		2550	2810	3090	3370
M2FH-0049-IAA, IAV	111,103,272	134a	1/2		2610	2920	3250	3600
MCFH-0049-CAA, CAV	111,103,272	22	1/2		3090	3460	3840	4250
M2FH-0050-IAA-IAV	111,103,272	134a	1/2		2950	3350	3780	4230
M4FF-0050-IAA, IAV	212	404A	1/2	2890	3660	3980	4320	4660
M4FF-0056-IAA, IAV	103,212,272	404A	1/2	3140	3920	4330	4750	5180
M2FH-0056-IAA, IAV	111,103,272	134a	1/2		3240	3680	4140	4630
MCFH-0056-IAA, IAV	111,103,272	22	1/2		3610	4020	4470	4950
M4FH-0050-CAA, CAV	111,103,272	404A	1/2		3320	3660	4010	4380
FTAH-B074-IAA, IAV	212	134a	3/4		3890	4380	4900	5450
FTAM-A075-IAA, IAV	020	134a	3/4		4260	4920	5650	6450
F3AH-A078-IAA, IAV	020	22	3/4		4480	5120	5760	6450
M4FF-0075-CAA, CAV	020	404A	3/4	4000	5010	5550	6090	6660
FTAH-A101-CFV, TFC, TFD	020	134a	1		4990	5860	6820	7770
F3AH-A100-CAV	020	22	1		5260	5960	6700	7480
FJAF-0106-CAV	020	404A	1	5160	6420	7080	7780	8500
F3AM-A105-CFV, TFC	020	22	1		6530	7530	8530	9590
FTAH-A125-CFV, TFC, TFD	020	134a	1-1/4		7170	8420	9770	11200
FJAM-A125-CFV, TFC	020	404A	1-1/4	5390	6840	7620	8450	9340
FJAM-A126-CAV, TFC	020	404A	1-1/4	6350	7940	8770	9640	10500
FTAH-A150-CFV, TFC, TFD	020	134a	1-1/2			10000	11600	13300
FGAH-A151-CFV, TFC, TFD	020	22	1-1/2		7590	8800	10100	11500
FGAH-A151-CFV, TFC, TFD	020	407C	1-1/2	5470	7630	8770	9940	11200
FJAM-A150-CFV, TFC, TFD	020	404A	1-1/2	6860	9100	10200	11400	12500
FTAH-A201-CFV, TFC, TFD	020	134a	2		10300	12200	14200	16400
FGAH-A201-CFV, TFC, TFD	015, 020	22	2		10100	11800	13500	15400
FGAH-A201-CFV, TFC, TFD	015, 020	407C	2		9790	11300	12900	14500
FJAM-A200-CFV, TFC	020	404A	2	8770	11600	13000	14500	16100
FJAM-A225-CFV, TFC, TFD	020	404A	2-1/4	10400	13400	14900	16400	17900
FGAH-A225-CFV, TFC, TFD	015, 020	22	2-1/4		11400	13100	15100	17100
FGAH-A225-CFV, TFC, TFD	015, 020	407C	2-1/4	8110	11400	13200	15000	16800
FGAH-A301-CFV, TFC, TFD	015, 020	22	3		17000	19500	22000	24600
FGAH-A301-CFV, TFC, TFD	015, 020	407C	3	10100	14900	17400	19900	22600
FJAM-A300-CFV, TFC, TFD	020	404A	3	13100	17300	19500	21600	23800
FGAH-A325-CFV, TFC, TFD	015, 020	22	3-1/4		18300	20900	23600	26500
FGAH-A325-CFV, TFC, TFD	015, 020	407C	3-1/4	11200	16400	19100	21900	24800
FJAM-A325-CFV, TFC, TFD	020	404A	3-1/4	14300	18500	20800	23300	26100
FGAH-A401-CFV, TFC, TFD	015, 020	22	4		25900	29500	33400	37600
FGAH-A401-CFV, TFC, TFD	015, 020	407C	4	15500	23000	26900	30900	35200
FJAM-B400-CFV, TFC, TFD	020	404A	4	20700	26900	30300	33900	37800
FGAH-A501-CFV, TFC, TFD, TFE	015, 020	22	5		29800	34000	38200	42700
FGAH-A501-CFV, TFC, TFD, TFE	015, 020	407C	5	22500	30400	34500	38800	43200
FJAM-B500-CFV, TFC	020	404A	5	23200	30400	34100	37700	41200

Capacities are at 60 Hertz with 5°F subcooling.
 HT models are rated at 65°F return gas temperature.
 MT models are rated at 40°F return gas temperature

SystemPro® air-cooled condensing units

Capacity Data

HIGH/MED TEMP		Capacity (BTU/Hr) at 90° Ambient - Evaporator Temp (°F)					
Model	BOM	Refrig.	H.P.	+30	+35	+40	+45
M2FH-0017-SAA	111	134a	1/6	1280	1410	1560	1710
M2FH-0020-IAA	111	134a	1/5	1470	1620	1770	1930
MMFH-0022-IAA	111	22	1/5	1840	2010	2180	2360
M4FH-0022-IAA	111	404A	1/5	1860	2010	2160	2310
M2FH-0024-SAA	111	134a	1/4	2000	2190	2390	2600
M2FH-0026-IAA	072,111,103	134a	1/4	2280	2490	2710	2940
MCFH-0027-IAA	111,103,272	22	1/4	2850	3110	3380	3660
M4FH-0025-IAA	103,272	404A	1/4	2620	2820	3030	3240
M2FH-A033-IAA, IAV	111,103,272	134a	1/3	2900	3190	3500	3820
MCFH-0036-IAA	111,103,272	22	1/3	3460	3790	4140	4500
M4FH-A036-IAA, IAV	111,103,272	404A	1/3	3670	3990	4310	4650
M2FH-0049-IAA, IAV	111,103,272	134a	1/2	3960	4340	4740	5150
MCFH-0049-CAA, CAV	111,103,272	22	1/2	4680	5130	5600	6090
M2FH-0050-IAA-IAV	111,103,272	134a	1/2	4710	5210	5740	6290
M4FF-0050-IAA, IAV	212	404A	1/2				
M4FF-0056-IAA, IAV	103,212,272	404A	1/2				
M2FH-0056-IAA, IAV	111,103,272	134a	1/2	5150	5690	6270	6870
MCFH-0056-IAA, IAV	111,103,272	22	1/2	5480	6070	6720	7440
M4FH-0050-CAA, CAV	111,103,272	404A	1/2	4770	5180	5600	6040
FTAH-B074-IAA, IAV	212	134a	3/4	6050	6710	7430	8220
FTAM-A075-IAA, IAV	020	134a	3/4				
F3AH-A078-IAA, IAV	020	22	3/4	7130	7870	8660	9440
M4FF-0075-CAA, CAV	020	404A	3/4				
FTAH-A101-CFV, TFC, TFD	020	134a	1	8780	9790	10800	11800
F3AH-A100-CAV	020	22	1	8320	9220	10200	11200
FJAF-0106-CAV	020	404A	1				
F3AM-A105-CFV, TFC	020	22	1				
FTAH-A125-CFV, TFC, TFD	020	134a	1-1/4	12800	14400	16200	18000
FJAM-A125-CFV, TFC	020	404A	1-1/4				
FJAM-A126-CAV, TFC	020	404A	1-1/4				
FTAH-A150-CFV, TFC, TFD	020	134a	1-1/2	15100	17000	19000	21100
FGAH-A151-CFV, TFC, TFD	020	22	1-1/2	13000	14500	16100	17700
FGAH-A151-CFV, TFC, TFD	020	407C	1-1/2	12500	13800	15200	16700
FJAM-A150-CFV, TFC, TFD	020	404A	1-1/2				
FTAH-A201-CFV, TFC, TFD	020	134a	2	18800	21300	24000	26900
FGAH-A201-CFV, TFC, TFD	015, 020	22	2	17300	19400	21600	23900
FGAH-A201-CFV, TFC, TFD	015, 020	407C	2	16200	18000	19900	21900
FJAM-A200-CFV, TFC	020	404A	2				
FJAM-A225-CFV, TFC, TFD	020	404A	2-1/4				
FGAH-A225-CFV, TFC, TFD	015, 020	22	2-1/4	19300	21500	23900	26400
FGAH-A225-CFV, TFC, TFD	015, 020	407C	2-1/4	18800	20800	23000	25200
FGAH-A301-CFV, TFC, TFD	015, 020	22	3	27400	30300	33300	36500
FGAH-A301-CFV, TFC, TFD	015, 020	407C	3	25400	28300	31400	34700
FJAM-A300-CFV, TFC, TFD	020	404A	3				
FGAH-A325-CFV, TFC, TFD	015, 020	22	3-1/4	29400	32500	35900	39400
FGAH-A325-CFV, TFC, TFD	015, 020	407C	3-1/4	27900	31100	34400	38000
FJAM-A325-CFV, TFC, TFD	020	404A	3-1/4				
FGAH-A401-CFV, TFC, TFD	015, 020	22	4	41900	46500	51200	56200
FGAH-A401-CFV, TFC, TFD	015, 020	407C	4	39700	44400	49500	54800
FJAM-B400-CFV, TFC, TFD	020	404A	4				
FGAH-A501-CFV, TFC, TFD, TFE	015, 020	22	5	47400	52400	57500	63000
FGAH-A501-CFV, TFC, TFD, TFE	015, 020	407C	5	47800	52600	57600	62800
FJAM-B500-CFV, TFC	020	404A	5				

Capacities are at 60 Hertz with 5°F subcooling.
 HT models are rated at 65°F return gas temperature.
 MT models are rated at 40°F return gas temperature

SystemPro® air-cooled condensing units

Capacity Data

HIGH/MED TEMP		Capacity (BTU/Hr) at 100° Ambient - Evaporator Temp (°F)						
Model	BOM	Refrig.	H.P.	0	+10	+15	+20	+25
M2FH-0017-SAA	111	134a	1/6		730	830	930	1050
M2FH-0020-IAA	111	134a	1/5		890	1010	1120	1250
MMFH-0022-IAA	111	22	1/5		1140	1270	1400	1550
M4FH-0022-IAA	111	404A	1/5		1230	1340	1460	1590
M2FH-0024-SAA	111	134a	1/4		1230	1390	1530	1710
M2FH-0026-IAA	072,111,103	134a	1/4		1400	1570	1710	1890
MCFH-0027-IAA	111,103,272	22	1/4		1710	1930	2150	2380
M4FH-0025-IAA	103,272	404A	1/4		1700	1870	2030	2220
M2FH-A033-IAA, IAV	111,103,272	134a	1/3		1690	1920	2150	2420
MCFH-0036-IAA	111,103,272	22	1/3		2080	2330	2600	2890
M4FH-A036-IAA, IAV	111,103,272	404A	1/3		2330	2580	2840	3100
M2FH-0049-IAA, IAV	111,103,272	134a	1/2		2410	2710	3020	3350
MCFH-0049-CAA, CAV	111,103,272	22	1/2		2910	3260	3630	4010
M2FH-0050-IAA-IAV	111,103,272	134a	1/2		2730	3170	3500	3860
M4FF-0050-IAA, IAV	212	404A	1/2	2660	3260	3550	3850	4140
M4FF-0056-IAA, IAV	103,212,272	404A	1/2	2780	3490	3860	4240	4630
M2FH-0056-IAA, IAV	111,103,272	134a	1/2		3010	3430	3880	4220
MCFH-0056-IAA, IAV	111,103,272	22	1/2		3270	3660	4070	4520
M4FH-0050-CAA, CAV	111,103,272	404A	1/2		2900	3220	3560	3910
FTAH-B074-IAA, IAV	212	134a	3/4		3420	3870	4350	4860
FTAM-A075-IAA, IAV	020	134a	3/4		3870	4430	5070	5780
F3AH-A078-IAA, IAV	020	22	3/4		4020	4620	5220	5860
M4FF-0075-CAA, CAV	020	404A	3/4	3540	4470	4960	5460	5980
FTAH-A101-CFV, TFC, TFD	020	134a	1		4330	5160	6060	6970
F3AH-A100-CAV	020	22	1		4740	5440	6140	6910
FJAF-0106-CAV	020	404A	1	4650	5800	6410	7040	7700
F3AM-A105-CFV, TFC	020	22	1		5750	6700	7640	8650
FTAH-A125-CFV, TFC, TFD	020	134a	1-1/4		6190	7360	8620	9970
FJAM-A125-CFV, TFC	020	404A	1-1/4	4770	6070	6750	7470	8250
FJAM-A126-CAV, TFC	020	404A	1-1/4	5610	7060	7810	8600	9420
FTAH-A150-CFV, TFC, TFD	020	134a	1-1/2		7370	8760	10200	11800
FGAH-A151-CFV, TFC, TFD	020	22	1-1/2		6490	7630	8850	10200
FGAH-A151-CFV, TFC, TFD	020	407C	1-1/2	4810	6860	7940	9050	10200
FJAM-A150-CFV, TFC, TFD	020	404A	1-1/2	5780	7820	8850	9890	10900
FTAH-A201-CFV, TFC, TFD	020	134a	2		8880	10700	12600	14600
FGAH-A201-CFV, TFC, TFD	015, 020	22	2		8930	10500	12200	13900
FGAH-A201-CFV, TFC, TFD	015, 020	407C	2	6110	8820	10200	11700	13300
FJAM-A200-CFV, TFC	020	404A	2	7500	10100	11400	12800	14200
FJAM-A225-CFV, TFC, TFD	020	404A	2-1/4	9060	11700	13100	14500	15800
FGAH-A225-CFV, TFC, TFD	015, 020	22	2-1/4		10100	11800	13600	15500
FGAH-A225-CFV, TFC, TFD	015, 020	407C	2-1/4	7120	10300	11900	13600	15400
FGAH-A301-CFV, TFC, TFD	015, 020	22	3	15100	17400	19900	22400	25000
FGAH-A301-CFV, TFC, TFD	015, 020	407C	3	8360	12900	15200	17600	20100
FJAM-A300-CFV, TFC, TFD	020	404A	3	11200	15000	17000	18900	20900
FGAH-A325-CFV, TFC, TFD	015, 020	22	3-1/4		16500	19000	21600	24200
FGAH-A325-CFV, TFC, TFD	015, 020	407C	3-1/4	9160	14200	16700	19300	22000
FJAM-A325-CFV, TFC, TFD	020	404A	3-1/4	12200	16000	18100	20400	22900
FGAH-A401-CFV, TFC, TFD	015, 020	22	4		23500	27000	30600	34500
FGAH-A401-CFV, TFC, TFD	015, 020	407C	4	12700	19900	23600	27500	31500
FJAM-B400-CFV, TFC, TFD	020	404A	4	18100	23700	26800	30000	33500
FGAH-A501-CFV, TFC, TFD, TFE	015, 020	22	5		28000	32100	36300	40600
FGAH-A501-CFV, TFC, TFD, TFE	015, 020	407C	5		27600	31600	35700	40000
FJAM-B500-CFV, TFC	020	404A	5	20400	27000	30300	33600	36700

Capacities are at 60 Hertz with 5°F subcooling.
 HT models are rated at 65°F return gas temperature.
 MT models are rated at 40°F return gas temperature

SystemPro® air-cooled condensing units

Capacity Data

HIGH/MED TEMP		Capacity (BTU/Hr) at 100° Ambient - Evaporator Temp (°F)					
Model	BOM	Refrig.	H.P.	+30	+35	+40	+45
M2FH-0017-SAA	111	134a	1/6	1170	1300	1440	1580
M2FH-0020-IAA	111	134a	1/5	1380	1520	1670	1810
MMFH-0022-IAA	111	22	1/5	1700	1870	2030	2190
M4FH-0022-IAA	111	404A	1/5	1720	1870	2010	2150
M2FH-0024-SAA	111	134a	1/4	1870	2050	2230	2420
M2FH-0026-IAA	072,111,103	134a	1/4	2080	2300	2520	2710
MCFH-0027-IAA	111,103,272	22	1/4	2610	2860	3130	3400
M4FH-0025-IAA	103,272	404A	1/4	2400	2620	2840	3030
M2FH-A033-IAA, IAV	111,103,272	134a	1/3	2670	2970	3230	3490
MCFH-0036-IAA	111,103,272	22	1/3	3180	3500	3830	4170
M4FH-A036-IAA, IAV	111,103,272	404A	1/3	3370	3660	3960	4290
M2FH-0049-IAA, IAV	111,103,272	134a	1/2	3690	4050	4430	4800
MCFH-0049-CAA, CAV	111,103,272	22	1/2	4400	4810	5250	5720
M2FH-0050-IAA-IAV	111,103,272	134a	1/2	4360	4820	5340	5940
M4FF-0050-IAA, IAV	212	404A	1/2				
M4FF-0056-IAA, IAV	103,212,272	404A	1/2				
M2FH-0056-IAA, IAV	111,103,272	134a	1/2	4830	5280	5820	6480
MCFH-0056-IAA, IAV	111,103,272	22	1/2	5020	5580	6200	6880
M4FH-0050-CAA, CAV	111,103,272	404A	1/2	4280	4680	5080	5520
FTAH-B074-IAA, IAV	212	134a	3/4	5420	6030	6700	7440
FTAM-A075-IAA, IAV	020	134a	3/4				
F3AH-A078-IAA, IAV	020	22	3/4	6510	7190	7930	8670
M4FF-0075-CAA, CAV	020	404A	3/4				
FTAH-A101-CFV, TFC, TFD	020	134a	1	7930	8900	9850	10800
F3AH-A100-CAV	020	22	1	7670	8490	9360	10200
FJAF-0106-CAV	020	404A	1				
F3AM-A105-CFV, TFC	020	22	1				
FTAH-A125-CFV, TFC, TFD	020	134a	1-1/4	11400	12900	14600	16300
FJAM-A125-CFV, TFC	020	404A	1-1/4				
FJAM-A126-CAV, TFC	020	404A	1-1/4				
FTAH-A150-CFV, TFC, TFD	020	134a	1-1/2	13500	15200	17100	19000
FGAH-A151-CFV, TFC, TFD	020	22	1-1/2	11500	13000	14500	16100
FGAH-A151-CFV, TFC, TFD	020	407C	1-1/2	11400	12700	14000	15400
FJAM-A150-CFV, TFC, TFD	020	404A	1-1/2				
FTAH-A201-CFV, TFC, TFD	020	134a	2	16800	19200	21700	24300
FGAH-A201-CFV, TFC, TFD	015, 020	22	2	15800	17800	19900	22000
FGAH-A201-CFV, TFC, TFD	015, 020	407C	2	14900	16600	18400	20200
FJAM-A200-CFV, TFC	020	404A	2				
FJAM-A225-CFV, TFC, TFD	020	404A	2-1/4				
FGAH-A225-CFV, TFC, TFD	015, 020	22	2-1/4	17600	19700	22000	24300
FGAH-A225-CFV, TFC, TFD	015, 020	407C	2-1/4	17200	19200	21200	23300
FGAH-A301-CFV, TFC, TFD	015, 020	22	3	27700	30600	33600	
FGAH-A301-CFV, TFC, TFD	015, 020	407C	3	22700	25500	28400	31500
FJAM-A300-CFV, TFC, TFD	020	404A	3				
FGAH-A325-CFV, TFC, TFD	015, 020	22	3-1/4	27000	29900	32900	36200
FGAH-A325-CFV, TFC, TFD	015, 020	407C	3-1/4	24900	27900	31000	34400
FJAM-A325-CFV, TFC, TFD	020	404A	3-1/4				
FGAH-A401-CFV, TFC, TFD	015, 020	22	4	38600	42800	47300	51800
FGAH-A401-CFV, TFC, TFD	015, 020	407C	4	35700	40200	44900	50000
FJAM-B400-CFV, TFC, TFD	020	404A	4				
FGAH-A501-CFV, TFC, TFD, TFE	015, 020	22	5	45100	49700	54700	59600
FGAH-A501-CFV, TFC, TFD, TFE	015, 020	407C	5	44300	48900	53600	58500
FJAM-B500-CFV, TFC	020	404A	5				

Capacities are at 60 Hertz with 5°F subcooling.
 HT models are rated at 65°F return gas temperature.
 MT models are rated at 40°F return gas temperature

SystemPro® air-cooled condensing units

Capacity Data

HIGH/MED TEMP		Capacity (BTU/Hr) at 110° Ambient - Evaporator Temp (°F)						
Model	BOM	Refrig.	H.P.	0	+10	+15	+20	+25
M2FH-0017-SAA	111	134a	1/6		660	760	840	950
M2FH-0020-IAA	111	134a	1/5		820	930	1040	1170
MMFH-0022-IAA	111	22	1/5		1050	1170	1300	1440
M4FH-0022-IAA	111	404A	1/5		1130	1230	1350	1480
M2FH-0024-SAA	111	134a	1/4		1140	1290	1420	1590
M2FH-0026-IAA	072,111,103	134a	1/4		1330	1470	1570	1740
MCFH-0027-IAA	111,103,272	22	1/4		1540	1750	1970	2180
M4FH-0025-IAA	103,272	404A	1/4		1530	1690	1840	2020
M2FH-A033-IAA, IAV	111,103,272	134a	1/3		1520	1740	1970	2220
MCFH-0036-IAA	111,103,272	22	1/3		1880	2120	2370	2640
M4FH-A036-IAA, IAV	111,103,272	404A	1/3		2110	2340	2590	2840
M2FH-0049-IAA, IAV	111,103,272	134a	1/2		2210	2490	2790	3100
MCFH-0049-CAA, CAV	111,103,272	22	1/2		2690	3020	3370	3750
M2FH-0050-IAA-IAV	111,103,272	134a	1/2		2470	2890	3210	3560
M4FF-0050-IAA, IAV	212	404A	1/2	2320	2860	3110	3370	
M4FF-0056-IAA, IAV	103,212,272	404A	1/2	2430	3070	3400	3750	4100
M2FH-0056-IAA, IAV	111,103,272	134a	1/2		2750	3120	3520	3870
MCFH-0056-IAA, IAV	111,103,272	22	1/2		2960	3320	3710	4130
M4FH-0050-CAA, CAV	111,103,272	404A	1/2		2660	2940	3240	3530
FTAH-B074-IAA, IAV	212	134a	3/4		3030	3450	3880	4350
FTAM-A075-IAA, IAV	020	134a	3/4		3520	3940	4460	5070
F3AH-A078-IAA, IAV	020	22	3/4		3540	4100	4660	5270
M4FF-0075-CAA, CAV	020	404A	3/4	3120	3960	4400	4850	5310
FTAH-A101-CFV, TFC, TFD	020	134a	1		3680	4450	5310	6160
F3AH-A100-CAV	020	22	1		4230	4870	5520	6210
FJAF-0106-CAV	020	404A	1	4120	5150	5700	6270	6860
F3AM-A105-CFV, TFC	020	22	1	3050	4940	5830	6720	7670
FTAH-A125-CFV, TFC, TFD	020	134a	1-1/4		5230	6330	7500	8750
FJAM-A125-CFV, TFC	020	404A	1-1/4	4070	5230	5820	6440	7100
FJAM-A126-CAV, TFC	020	404A	1-1/4	4850	6150	6820	7530	8260
FTAH-A150-CFV, TFC, TFD	020	134a	1-1/2		6220	7520	8900	10400
FGAH-A151-CFV, TFC, TFD	020	22	1-1/2		5400	6470	7620	8850
FGAH-A151-CFV, TFC, TFD	020	407C	1-1/2		6100	7120	8170	9270
FJAM-A150-CFV, TFC, TFD	020	404A	1-1/2	4680	6520	7450	8380	9310
FTAH-A201-CFV, TFC, TFD	020	134a	2		7480	9150	10900	12800
FGAH-A201-CFV, TFC, TFD	015, 020	22	2		7780	9270	10800	12500
FGAH-A201-CFV, TFC, TFD	015, 020	407C	2		7840	9190	10600	12000
FJAM-A200-CFV, TFC	020	404A	2	6230	8530	9740	11000	12300
FJAM-A225-CFV, TFC, TFD	020	404A	2-1/4	7730	10100	11300	12500	13700
FGAH-A225-CFV, TFC, TFD	015, 020	22	2-1/4		8970	10500	12200	14000
FGAH-A225-CFV, TFC, TFD	015, 020	407C	2-1/4		9120	10700	12300	14000
FGAH-A301-CFV, TFC, TFD	015, 020	22	3		13100	15400	17800	20200
FGAH-A301-CFV, TFC, TFD	015, 020	407C	3		10900	13100	15300	17600
FJAM-A300-CFV, TFC, TFD	020	404A	3	9410	12800	14500	16300	18000
FGAH-A325-CFV, TFC, TFD	015, 020	22	3-1/4		14800	17200	19600	22000
FGAH-A325-CFV, TFC, TFD	015, 020	407C	3-1/4		11900	14300	16800	19300
FJAM-A325-CFV, TFC, TFD	020	404A	3-1/4	10100	13500	15400	17500	19800
FGAH-A401-CFV, TFC, TFD	015, 020	22	4		21100	24400	27800	31400
FGAH-A401-CFV, TFC, TFD	015, 020	407C	4		16800	20300	23900	27700
FJAM-B400-CFV, TFC, TFD	020	404A	4	15600	20500	23200	26100	29300
FGAH-A501-CFV, TFC, TFD, TFE	015, 020	22	5		24900	28900	33000	37100
FGAH-A501-CFV, TFC, TFD, TFE	015, 020	407C	5		24600	28500	32500	36600
FJAM-B500-CFV, TFC	020	404A	5	17700	23600	26600	29500	32300

Capacities are at 60 Hertz with 5°F subcooling.
HT models are rated at 65°F return gas temperature.
MT models are rated at 40°F return gas temperature

SystemPro® air-cooled condensing units

Capacity Data

HIGH/MED TEMP		Capacity (BTU/Hr) at 110° Ambient - Evaporator Temp (°F)					
Model	BOM	Refrig.	H.P.	+30	+35	+40	+45
M2FH-0017-SAA	111	134a	1/6	1070	1190	1320	1460
M2FH-0020-IAA	111	134a	1/5	1290	1430	1560	1690
MMFH-0022-IAA	111	22	1/5	1590	1740	1890	
M4FH-0022-IAA	111	404A	1/5	1610	1740		
M2FH-0024-SAA	111	134a	1/4	1740	1920		
M2FH-0026-IAA	072,111,103	134a	1/4	1910	2100		
MCFH-0027-IAA	111,103,272	22	1/4	2410			
M4FH-0025-IAA	103,272	404A	1/4	2190			
M2FH-A033-IAA, IAV	111,103,272	134a	1/3	2440	2720		
MCFH-0036-IAA	111,103,272	22	1/3	2930	3230	3550	
M4FH-A036-IAA, IAV	111,103,272	404A	1/3	3100	3390		
M2FH-0049-IAA, IAV	111,103,272	134a	1/2	3430			
MCFH-0049-CAA, CAV	111,103,272	22	1/2	4150	4550		
M2FH-0050-IAA-IAV	111,103,272	134a	1/2	4060			
M4FF-0050-IAA, IAV	212	404A	1/2				
M4FF-0056-IAA, IAV	103,212,272	404A	1/2				
M2FH-0056-IAA, IAV	111,103,272	134a	1/2	4450	4920		
MCFH-0056-IAA, IAV	111,103,272	22	1/2	4610	5140	5730	
M4FH-0050-CAA, CAV	111,103,272	404A	1/2	3850	4190		
FTAH-B074-IAA, IAV	212	134a	3/4	4850	5420		
FTAM-A075-IAA, IAV	020	134a	3/4				
F3AH-A078-IAA, IAV	020	22	3/4	5870	6520	7200	7890
M4FF-0075-CAA, CAV	020	404A	3/4				
FTAH-A101-CFV, TFC, TFD	020	134a	1	7080	8000		
F3AH-A100-CAV	020	22	1	6900	7650		
FJAF-0106-CAV	020	404A	1				
F3AM-A105-CFV, TFC	020	22	1				
FTAH-A125-CFV, TFC, TFD	020	134a	1-1/4	10100	11500	13000	14500
FJAM-A125-CFV, TFC	020	404A	1-1/4				
FJAM-A126-CAV, TFC	020	404A	1-1/4				
FTAH-A150-CFV, TFC, TFD	020	134a	1-1/2	11900	13500		
FGAH-A151-CFV, TFC, TFD	020	22	1-1/2	10200	11500		
FGAH-A151-CFV, TFC, TFD	020	407C	1-1/2	10400	11600	12900	14200
FJAM-A150-CFV, TFC, TFD	020	404A	1-1/2				
FTAH-A201-CFV, TFC, TFD	020	134a	2	14900	17100	19400	21800
FGAH-A201-CFV, TFC, TFD	015, 020	22	2	14300	16100	18100	
FGAH-A201-CFV, TFC, TFD	015, 020	407C	2	13600	15200	16900	18600
FJAM-A200-CFV, TFC	020	404A	2				
FJAM-A225-CFV, TFC, TFD	020	404A	2-1/4				
FGAH-A225-CFV, TFC, TFD	015, 020	22	2-1/4	15900	17900		
FGAH-A225-CFV, TFC, TFD	015, 020	407C	2-1/4	15700	17500	19500	21500
FGAH-A301-CFV, TFC, TFD	015, 020	22	3	22700	25300	28000	
FGAH-A301-CFV, TFC, TFD	015, 020	407C	3	20100	22700	25400	28300
FJAM-A300-CFV, TFC, TFD	020	404A	3				
FGAH-A325-CFV, TFC, TFD	015, 020	22	3-1/4	24600	27200		
FGAH-A325-CFV, TFC, TFD	015, 020	407C	3-1/4	22000	24800	27700	30900
FJAM-A325-CFV, TFC, TFD	020	404A	3-1/4				
FGAH-A401-CFV, TFC, TFD	015, 020	22	4	35200	39200	43300	47500
FGAH-A401-CFV, TFC, TFD	015, 020	407C	4	31600	35800	40300	45100
FJAM-B400-CFV, TFC, TFD	020	404A	4				
FGAH-A501-CFV, TFC, TFD, TFE	015, 020	22	5	41400	45800	50500	55200
FGAH-A501-CFV, TFC, TFD, TFE	015, 020	407C	5	40800	45100	49600	54200
FJAM-B500-CFV, TFC	020	404A	5				

Capacities are at 60 Hertz with 5°F subcooling.

HT models are rated at 65°F return gas temperature.

MT models are rated at 40°F return gas temperature

SystemPro® air-cooled condensing units

Physical/Electrical Data

HIGH/MED TEMP Model	Comp Model	Oil Type	Overall Dimensions (In)			Connecting Lines		Minimum Circuit Ampacity - Max Fuse Size				Pump Down Cap. (lbs)	Ship Wt. (lbs)
			L	W	H	Suction	Liquid	115-1-60	208/230-1	230-3	460-3		
M2FH-0017-SAA	ARB13C3E	POE	13.9	11.3	9.7	3/8 S	1/4 S	4.2 - 15					33
M2FH-0020-IAA	ARB17C3E	POE	13.8	11.3	9.7	3/8 S	1/4 S	5.2 - 15					41
MMFH-0022-IAA	ARB21C3	AB	13.8	11.3	9.7	3/8 S	1/4 S	6.5 - 15					37
M4FH-0022-IAA	ASB12C3E	POE	13.8	11.4	9.7	3/8 S	1/4 S	7.3 - 15					37
M2FH-0024-SAA	ARE25C3E	POE	13.8	11.8	9.7	3/8 S	1/4 S	6.9 - 15					36
M2FH-0026-IAA	ARE27C3E	POE	13.8	11.8	9.7	3/8 S	1/4 S	6.8 - 15				2-1/2	41
MCFH-0027-IAA	ARE36C3	AB	13.8	11.3	9.7	3/8 S	1/4 S	9.1 - 15				2.5	38
M4FH-0025-IAA	ASE19C3E	POE	13.8	11.8	9.7	3/8 S	1/4 S	10.7 - 15				2.2	43
M2FH-A033-IAA, IAV	ARE37C3E	POE	13.8	11.3	9.7	3/8 S	1/4 S	9.9 - 15	4.9 - 15			2.5	43
MCFH-0036-IAA	ARE43C3	AB	16.1	12.9	11.8	3/8 S	1/4 S	9.7 - 15				3.6	49
M4FH-A036-IAA, IAV	ASE24C3E	POE	16.1	12.7	11.8	3/8 S	1/4 S	8.4 - 15	5.9 - 15			3.3	44
M2FH-0049-IAA, IAV	ART51C1E	POE	16.2	12.7	11.8	3/8 S	1/4 S	12.5 - 20	6.85 - 15			3.7	56
MCFH-0049-CAA, CAV	ARE59C3A	AB	16.1	13.1	11.8	3/8 S	1/4 S	10.9 - 15	5.6 - 15			4.0	51
M2FH-0050-IAA-IAV	ART62C1E	POE	16.2	12.7	11.8	3/8 S	1/4 S	13.6 - 20	7.3 - 15			4.1	58
M4FF-0050-IAA, IAV	RST45C1E	POE	16.1	13.7	11.7	1/2 S	1/4 S	14 - 20	7.2 - 15			2.2	55
M4FF-0056-IAA, IAV	RST45C1E	POE	17.4	14.4	11.8	1/4 S	5/8 S	14.8 - 20	7.6 - 15			4.3	58
M2FH-0056-IAA, IAV	ART64C1E	POE	17.9	14.4	11.8	1/2 S	1/4 S	15.5 - 20	8.8 - 15			4.3	66
MCFH-0056-IAA, IAV	ART69C1	AB	17.4	14.4	11.8	3/8 S	1/4 S	18.0 - 25	9.6 - 15			4.1	69
M4FH-0050-CAA, CAV	ASE32C3E	POE	16.1	12.7	11.8	3/8 S	1/4 S	12.3 - 20	6.7 - 15			3.7	50
FTAH-B074-IAA, IAV	RR81C2E	POE	17.4	14.4	11.8	5/8 S	3/8 S	20.7 - 30	12.3 - 20			5.1	79
FTAM-A075-IAA, IAV	RS54C2E	POE	24.0	16.9	13.1	5/8 S	3/8 S	16.8 - 25	9.7 - 15			7.9	95
F3AH-A078-IAA, IAV	RS47C2	MIN	24.0	16.9	13.1	5/8 S	3/8 S	19.9 - 30	10.1 - 15			6.1	101
M4FF-0075-CAA, CAV	RST55C1E	POE	24.0	16.9	13.1	5/8 S	3/8 S	20.8 - 30	9.7 - 15			7.2	82
FTAH-A101-CFV, TFC, TFD	CS10K6E	POE	24.0	16.8	15.9	5/8 S	3/8 S		14.8 - 20	10.5 - 15	5.2 - 15	8.4	130
F3AH-A100-CAV	RRG4-0100	MIN	24.0	16.9	13.1	5/8 S	3/8 S		9.5 - 15			8.3	107
FJAF-0106-CAV	RST64C1E	POE	24.0	18.3	16.1	7/8 S	3/8 S	12.7 - 20				7.9	140
F3AM-A105-CFV, TFC	RS70C1	MIN	24.0	18.4	16.2	7/8 S	3/8 S		11.7 - 15			14.7	98
FTAH-A125-CFV, TFC, TFD	CS14K6E	POE	24.0	18.4	16.3	7/8 S	3/8 S		18.4 - 25	14.3 - 20	7.5 - 15	9.2	140
FJAM-A125-CFV, TFC	RS70C1E	POE	24.0	18.3	16.2	7/8 S	3/8 S		11.7 - 15	8.8 - 15		12.8	124
FJAM-A126-CAV, TFC	RS80C2E	POE	24.0	18.3	16.2	7/8 S	3/8 S		14.9 - 20	10.9 - 15		12.8	133
FTAH-A150-CFV, TFC, TFD	CS18K6E	POE	24.0	18.4	16.3	7/8 S	3/8 S		21.4 - 35	15.9 - 20	7.5 - 15	9.2	153
FGAH-A151-CFV, TFC, TFD	CR18KQE	POE	24.0	18.3	16.9	7/8 S	3/8 S		14.2 - 20	10.4 - 15	5.4 - 15	9.1	133
FGAH-A151-CFV, TFC, TFD	CR18KQE	POE	24.0	18.3	16.1	7/8 S	3/8 S		14.2 - 20	10.4 - 15	5.4 - 15		133
FJAM-A150-CFV, TFC, TFD	CS10K6E	POE	24.0	18.3	16.2	7/8 S	3/8 S		16.5 - 20	12.2 - 15	6.1 - 15	12.8	144
FTAH-A201-CFV, TFC, TFD	CS20K6E	POE	25.2	34.0	18.9	7/8 S	3/8 S		29.1 - 40	20.0 - 25	9.6 - 15	16.7	140
FGAH-A201-CFV, TFC, TFD	CR24KQE	POE	25.0	34.0	19.0	7/8 S	3/8 S		19.2 - 30	11.7 - 15	6.1 - 15	17.8	180
FGAH-A201-CFV, TFC, TFD	CR24KQE	POE	25.2	34.0	19.0	7/8 S	3/8 S		19.2 - 30	11.7 - 15	6.1 - 15		215
FJAM-A200-CFV, TFC	CS12K6E	POE	25.1	31.4	18.9	7/8 S	3/8 S		15.9 - 20	11.7 - 15		14.3	170
FJAM-A225-CFV, TFC, TFD	CS14K6E	POE	25.1	34.1	18.9	7/8 S	3/8 S		17.8 - 25	13.7 - 20	7.4 - 15	14.3	202
FGAH-A225-CFV, TFC, TFD	CR24KQE	POE	25.1	34.1	19.0	7/8 S	3/8 S		21.1 - 30	13.3 - 15	7.0 - 15	17.8	239
FGAH-A225-CFV, TFC, TFD	CR24KQE	POE	25.2	34	19.0	7/8 S	3/8 S		21.1 - 30	13.3 - 15	7.0 - 15		239
FGAH-A301-CFV, TFC, TFD	CR37KQE	POE	25.2	34.1	19.1	1-1/8 S	3/8 S		28.9 - 40	19.7 - 20	10.2 - 15	20.0	239
FGAH-A301-CFV, TFC, TFD	CR37KQE	POE	25.2	34	19	7/8 S	3/8 S		28.9 - 40	19.7 - 20	10.2 - 15		239
FJAM-A300-CFV, TFC, TFD	CS18K63	POE	25.1	34.1	19.4	1-1/8 S	3/8 S		25.8 - 35	18.8 - 20	9.1 - 15	16.3	217
FGAH-A325-CFV, TFC, TFD	CR41KQE	POE	25.2	34.1	18.9	1-1/8 S	3/8 S		30.1 - 40	22.2 - 25	10.6 - 15	20.0	239
FGAH-A325-CFV, TFC, TFD	CR41KQE	POE	25.2	34	19	7/8 S	3/8 S		30.1 - 40	22.2 - 25	10.6 - 15		239
FJAM-A325-CFV, TFC, TFD	CS20K6E	POE	25.1	34.1	18.9	1-1/8 S	3/8 S		29.1 - 40	20.1 - 25	9.6 - 15	16.3	224
FGAH-A401-CFV, TFC, TFD	CR53KQE	POE	28.2	44.1	26.9	1-1/8 S	1/2 S		39.9 - 60	26.1 - 40	13.8 - 20	31.5	306
FGAH-A401-CFV, TFC, TFD	CR53KQE	POE	24	18.3	16.1	7/8 S	3/8 S		39.9 - 60	26.1 - 40	13.8 - 20		306
FJAM-B400-CFV, TFC, TFD	CS27K6E	POE	28.2	44.1	26.9	1-1/8 S	1/2 S		33.5 - 50	23.1 - 35	12.0 - 15	27.3	373
FGAH-A501-CFV, TFC, TFD, TFE	CRKQ-050E	POE	28.6	44.1	26.9	1-1/8 S	1/2 S		46.5 - 70	30.4 - 45	14.4 - 20	31.5	337
FGAH-A501-CFV, TFC, TFD, TFE	CRKQ-050E	POE	28.6	44.1	26.9	1-1/8 S	1/2 S		46.5 - 70	30.4 - 45	14.4 - 20		337
FJAM-B500-CFV, TFC	CS33K3E	POE	28.2	44.1	26.8	1-1/8 S	1/2 S		42.0 - 60	27.0 - 40		27.3	295

F = Flare S = Sweat *TFE MCA-Max Fuse Size 11.9 - 15

SystemPro® air-cooled condensing units

Capacity Data

LOW TEMP		Capacity (BTU/Hr) at 90° Ambient - Evaporator Temp (°F)							
Model	BOM	Refrig.	H.P.	-30	-25	-20	-15	-10	0
M2FL-0023-IAA	111	134a	1/4		440	550	630	740	960
M4FL-0025-IAA	072, 111, 103	404A	1/4		610	710	810	920	1160
M2FL-A025-IAA	111,103,020	134a	1/4		720	820	940	1070	1370
M2FL-B033-IAA	111,103,020	134a	1/3		850	960	1040	1240	1590
M4FL-0033-IAA	072, 111, 103	404A	1/3		860	1040	1210	1390	1750
M2FL-0040-IAA	111,103,020	134a	1/3		920	1120	1320	1540	2010
M4FL-0040-IAA	111,103,272	404A	1/3		1320	1550	1790	2040	2560
FTAL-A050-IAA, IAV	111,103,212	134a	1/2		1280	1590	1910	2260	2980
M4FL-H051-IAA	111,103,272	404A	1/2		1460	1760	2080	2430	3160
M4FL-0067-CFA, CFV	111,103,272	404A	3/4		2190	2520	2890	3290	4200
FJAF-A075-CAA, IAV	020	404A	3/4		2110	2560	3020	3490	4400
FJAL-A101-CAV, TFC	020	404A	1		3160	3680	4240	4850	6170
FJAL-A103-CFV, TFC	020	404A	1	2380	2950	3570	4230	4950	6500
FJAL-B200-CFV, TFC, TFD	020	404A	2	4100	5040	6060	7130	8260	10500
FJAL-A225-CFV, TFC, TFD	020	404A	2-1/4	4350	5380	6510	7730	9010	11600
FJAL-B301-CFV, TFC, TFD	020	404A	3	6330	7830	9470	11200	13100	16900
FJAL-A390-CFV, TFC, TFD	015	404A	4	8700	10400	12200	14000	16000	20000

LOW TEMP		Capacity (BTU/Hr) at 100° Ambient - Evaporator Temp (°F)							
Model	BOM	Refrig.	H.P.	-30	-25	-20	-15	-10	0
M2FL-0023-IAA	111	134a	1/4		420	510	600	710	920
M4FL-0025-IAA	072, 111, 103	404A	1/4		560	640	740	840	1050
M2FL-A025-IAA	111,103,020	134a	1/4		670	760	870	1000	1280
M2FL-B033-IAA	111,103,020	134a	1/3		770	880	1000	1150	1480
M4FL-0033-IAA	072, 111, 103	404A	1/3		690	850	1010	1180	1530
M2FL-0040-IAA	111,103,020	134a	1/3		780	960	1150	1350	1810
M4FL-0040-IAA	111,103,272	404A	1/3		1100	1310	1530	1770	2240
FTAL-A050-IAA, IAV	111,103,212	134a	1/2		1050	1340	1640	1970	2660
M4FL-H051-IAA	111,103,272	404A	1/2		1240	1500	1790	2100	2770
M4FL-0067-CFA, CFV	111,103,272	404A	3/4		1960	2260	2590	2960	3770
FJAF-A075-CAA, IAV	020	404A	3/4		1770	2200	2620	3060	3920
FJAL-A101-CAV, TFC	020	404A	1		2720	3200	3720	4270	5470
FJAL-A103-CFV, TFC	020	404A	1	1930	2430	2970	3550	4180	5540
FJAL-B200-CFV, TFC, TFD	020	404A	2	3410	4250	5170	6140	7160	9170
FJAL-A225-CFV, TFC, TFD	020	404A	2-1/4	3610	4540	5560	6670	7840	10200
FJAL-B301-CFV, TFC, TFD	020	404A	3	5370	6700	8170	9750	11400	14900
FJAL-A390-CFV, TFC, TFD	015	404A	4	7280	8890	10500	12200	14000	17600

LOW TEMP		Capacity (BTU/Hr) at 110° Ambient - Evaporator Temp (°F)							
Model	BOM	Refrig.	H.P.	-30	-25	-20	-15	-10	0
M2FL-0023-IAA	111	134a	1/4		370	470	550	650	870
M4FL-0025-IAA	072, 111, 103	404A	1/4		500	570	660	750	930
M2FL-A025-IAA	111,103,020	134a	1/4			700	800	920	1190
M2FL-B033-IAA	111,103,020	134a	1/3			800	920	1050	1360
M4FL-0033-IAA	072, 111, 103	404A	1/3		520	670	830	990	1320
M2FL-0040-IAA	111,103,020	134a	1/3		600	780	970	1170	1630
M4FL-0040-IAA	111,103,272	404A	1/3		850	1060	1280	1500	1970
FTAL-A050-IAA, IAV	111,103,212	134a	1/2					1700	2350
M4FL-H051-IAA	111,103,272	404A	1/2		970	1210	1480	1770	2410
M4FL-0067-CFA, CFV	111,103,272	404A	3/4			2000	2310	2650	3410
FJAF-A075-CAA, IAV	020	404A	3/4			1840	2230	2630	3400
FJAL-A101-CAV, TFC	020	404A	1			2710	3180	3680	4740
FJAL-A103-CFV, TFC	020	404A	1	1510	1920	2370	2850	3380	4540
FJAL-B200-CFV, TFC, TFD	020	404A	2		3520	4310	5160	6060	7840
FJAL-A225-CFV, TFC, TFD	020	404A	2-1/4	2970	3760	4660	5640	6680	8840
FJAL-B301-CFV, TFC, TFD	020	404A	3	4470	5620	6910	8310	9820	12900
FJAL-A390-CFV, TFC, TFD	015	404A	4	5900	7400	8910	10400	12000	15300

Capacities are at 60 Hertz with 5°F subcooling
 LT models are rated at 40°F return gas temperature

NOTE: See appendix for Flex-Line hood information
 2011DS-4_M&F (4/11)

SystemPro® air-cooled condensing units

Physical/Electrical Data

LOW TEMP Model	Comp Model	Oil Type	Overall Dimensions (In)			Connecting Lines		Minimum Circuit Ampacity - Max Fuse Size				Pump Down Cap. (lbs)	Ship Wt. (lbs)
			L	W	H	Suction	Liquid	115-1-60	208/230-1	230-3	460-3		
M2FL-0023-IAA	AFB05C3E	POE	13.8	11.3	9.7	3/8 S	1/4 S	4.2 - 15					36
M4FL-0025-IAA	AFB09C3E	POE	13.8	11.8	9.7	3/8 S	1/4 S	6.7 - 15				2.4	42
M2FL-A025-IAA	AFE10C3E	POE	13.8	11.3	9.7	3/8 S	1/4 S	6.9 - 15				2.5	35
M2FL-B033-IAA	AFE12C3E	POE	16.2	12.4	9.7	3/8 S	1/4 S	6.7 - 15				2.5	44
M4FL-0033-IAA	AFE11C3E	POE	13.8	12.0	9.7	3/8 S	1/4 S	7.7 - 15				2.2	44
M2FL-0040-IAA	AFT12C1E	POE	16.7	12.6	9.7	3/8 S	1/4 S	7.3 - 15				2.8	55
M4FL-0040-IAA	AFE13C3E	POE	16.2	13.1	11.8	3/8 S	1/4 S	8.9 - 15				3.1	52
FTAL-A050-IAA, IAV	RF18C2E	POE	16.0	13.3	11.9	1/2 S	1/4 S	17.2 - 25	9.5 - 15			3.6	69
M4FL-H051-IAA	AFE17C4E	POE	17.4	13.1	11.8	1/2 S	1/4 S	11.6 - 15				3.5	65
M4FL-0067-CFA, CFV	AFT26C1E	POE	18.1	14.4	11.8	1/2 S	1/4 S	12.7 - 15	6.8 - 15			3.8	65
FJAF-A075-CAA, IAV	RS64C2E	POE	24.0	16.1	13.1	5/8 S	3/8 S	21.0 - 30	12.7 - 20			4.8	89, 99
FJAL-A101-CAV, TFC	RS80C2E	POE	24.0	16.9	13.1	5/8 S	3/8 S		13.2 - 20	9.2 - 15		9.2	107
FJAL-A103-CFV, TFC	CF04K6E	POE	24.0	17.2	15.0	7/8 S	3/8 S		13.2 - 20	9.2 - 15		7.2	125
FJAL-B200-CFV, TFC, TFD	CF06K6E	POE	24.0	19.5	16.3	7/8 S	3/8 S		17.2 - 25	11.7 - 15	6.2 - 15	7.9	138
FJAL-A225-CFV, TFC, TFD	CF06K6E	POE	25.2	34.1	19.0	7/8 S	3/8 S		16.6 - 25	11.1 - 15	6.1 - 15	14.3	197
FJAL-B301-CFV, TFC, TFD	CF09K6E	POE	25.2	34.1	19.0	7/8 S	3/8 S		26.7 - 35	18.6 - 20	10.1 - 15	16.3	225
FJAL-A390-CFV, TFC, TFD	CF12K6E	POE	25.2	34.0	19.0	7/8 S	3/8 S		31.4 - 45	21.2 - 25	11.5 - 15	16.3	226

F = Flare S = Sweat

Unit Features

Flare BOM (Obsolete)	Sweat BOM	Suction Connections		Liquid Connections		Filter Drier	Sight Glass	Electrical Connections		Fan Cycle Control	Fan Guard	UL/UR
		Suction Valve	Suction Accumulator	Base Valve	Receiver s/Valve			Power Cord	BX Conduit			
105, 106	111	•		•				•				UR
109	103	•			•			•				UR
201	212	•			•						•	UR*
010	015	•	•		•					•	•	UL
001	020	•			•						•	UL
	072	•			•	•	•				•	UL
	272	•			•	•	•				•	UR

*These recognized models are identical to listed models less pressure control. Need for the control is to be evaluated in the end use application.

Control Data*

Horsepower	Voltage	Bill of Material	Crankcase Heater	Low Pressure Control	High/Low Pressure Control	Contactor	115 Volt Control Circuit Transformer
1/6 - 1/2	All	All	No	No	No	No	No
3/4	115 or 208/230 (1Ph)	-212	No	No	No	No	No
3/4	115 or 208/230 (1Ph)	-020	No	Yes	No	No	No
1	115 or 208/230 (1Ph)	-020	Yes ¹	Yes	As Required	No	No
1	208/230 (3Ph)	-020	Yes ¹		Yes	Yes	No
1-1/4 - 1-1/2	208/230 (1Ph)	All	No ²		Yes	No	No
1-1/4 - 1-1/2	208/230 (3Ph)	All	No ²		Yes	Yes	No
2 - 5	208/230 (1Ph)	All	Yes		Yes	Yes	No
2 - 5	208/230 (3Ph)	All	Yes		Yes	Yes	No
1 - 5	460 (3Ph)	All	Yes ¹		Yes	Yes	Yes

* This data applies to units listed in this brochure only.

¹ Except units using R compressor

² Except units using CS or CF compressor

Hood Specification Data


Emerson Part #	Mfg. Part #	External Dimensions (in.)			Internal Dimensions (in.)			Unit Size*
		L	W	H	L	W	H	
505-7066-00	N/A	24.3	20.2	18.7	22.5	18.4	15.0	1/2 Hp to 3/4 Hp
505-7066-01	N/A	30.3	23.5	22.7	28.5	22.2	19	3/4 Hp to 2 Hp
505-7066-02	N/A	32.3	38.3	22.7	30.6	37.1	24.0	2 Hp to 3 Hp
505-7066-03	N/A	35.3	48	34.7	33.6	46.2	30.7	4 Hp to 6 Hp
005-0882-03	CHO-13	35.5	24.0	25.0	34.5	24.0	21.0	
005-0882-05	CHO-16	46.5	38.0	38.0	45.5	38.0	33.0	
005-0882-06	CHO-17	42.5	74.0	48.5	41.5	74.0	40.5	

UL Listed for outdoor use * Specific model to hood cross reference should be used.

SystemPro® air-cooled condensing units

Hood Selection

Copeland® Model	Dimensions (in.)			Hood	Flex-Line Hood
	L	W	H		
SystemPro Air-Cooled					
M2FH-0017	13.8	11.8	9.7	005-0882-00 / -09	505-7066-00
M2FH-0026	13.8	11.8	9.7	005-0882-00 / -09	505-7066-00
M2FH-0033	13.8	11.8	9.7	005-0882-00 / -09	505-7066-00
M2FH-0056	17.4	14.4	11.8	005-0882-00 / -09	505-7066-00
M4FH-0025	13.8	11.8	9.7	005-0882-00 / -09	505-7066-00
M4FH-A036	16.1	12.7	11.8	005-0882-00 / -09	505-7066-00
M2FL-0020	13.8	11.1	9.7	005-0882-00 / -09	505-7066-00
M2FL-A025	13.8	11.8	9.7	005-0882-00 / -09	505-7066-00
M2FL-B033	16.2	12.4	9.7	005-0882-00 / -09	505-7066-00
M4FL-0040	16.2	13.1	11.8	005-0882-00 / -09	505-7066-00
M4FL-0051	17.4	13.1	11.8	005-0882-00 / -09	505-7066-00
M4FL-0067	18.1	14.4	11.8	005-0882-00 / -09	505-7066-00
MCFH-0027	13.8	11.8	9.7	005-0882-00 / -09	505-7066-00
MCFH-0036	16	12.9	11.8	005-0882-00 / -09	505-7066-00
MCFH-0056	17.5	14.3	11.8	005-0882-00 / -09	505-7066-00
M4FF-0056	17.5	14.3	12.1	005-0882-00 / -09	505-7066-00
M4FF-0080	24.0	16.9	13.1	005-0882-00 / -09	505-7066-01
FJAL-A101	24.0	16.9	13.1	005-0882-00 / -09	505-7066-01
FJAL-B200	24.0	19.5	16.3	005-0882-02 / -10	505-7066-01
FJAL-B301	25.2	34.1	19.0	005-0882-01 / -11	505-7066-02
FJAL-A390	25.2	34.1	19.0	005-0882-01 / -11	505-7066-02
FJAF-0106	24.0	18.3	16.2	005-0882-00 / -09	505-7066-01
FJAM-A200	25.2	34.1	18.9	005-0882-01 / -11	505-7066-02
FJAM-B400	28.2	44.1	26.9	005-0882-04	505-7066-03
FTAH-B074	17.4	14.4	11.8	005-0882-00 / -09	505-7066-00
FTAH-A101	24.0	16.8	15.9	005-0882-00 / -09	505-7066-01
FTAH-A150	24.0	18.4	16.3	005-0882-02 / -10	505-7066-01
FTAH-A201	25.2	34.0	18.9	005-0882-01 / -11	505-7066-02
FTAL-A050	16.0	13.3	11.9	005-0882-00 / -09	505-7066-00
FGAH-A151	24.1	18.3	16.9	005-0882-02 / -10	505-7066-01
FGAH-A201	25.0	34.0	19.0	005-0882-01 / -11	505-7066-02
FGAH-A301	25.0	34.0	19.0	005-0882-01 / -11	505-7066-02
FGAH-A401	28.6	44.1	26.9	005-0882-04	505-7066-03
FGAH-A501	28.6	44.1	26.9	005-0882-04	505-7066-03
F3AH-A078	24.0	16.9	13.1	005-0882-00 / -09	505-7066-01
F3AH-A100	24.0	16.9	13.1	005-0882-00 / -09	505-7066-01



NOTE: See appendix for Flex-Line hood information
2011DS-4 _M&F (4/11)

EmersonClimate.com