

Slant/Fin®

Base/Line® 2000

Hot Water Baseboard Radiation



- 7 3/8" height
- Choice of 3/4" or 1/2" heating element
- 600 Btu/ft. output*
- Pre-cut lengths from 2' to 10'.
- Nu-White baked enamel finish

Base/Line 2000, the competitive baseboard from Slant/Fin, is ideal for heating in tract housing, apartments and renovations. It provides gentle full room convection heating that blocks chilling drafts at the outside walls. Its attractive design and Nu-White baked enamel finish look good in any room.

Base/Line 2000 includes these important features:

- Flared element tubes facilitate joining sections.
- Heavy gauge front cover and reinforced brackets give enclosure exceptional strength.
- Ample space above each heating element for a return line using standard copper fittings.
- 1 3/4" floor-to-front cover opening promotes good air circulation for effective convection heating.
- Fully modulating, pivot mounted damper helps control individual room temperatures.
- Neat fitting accessories that stay in place help maintain beautiful appearance.

Renowned Slant/Fin element provides high-performance heating

Base/Line 2000 is made with the premium quality Slant/Fin E-Series 3/4" or 1/2" copper/aluminum heating element. The exclusive double bent aluminum fins pack extra heating surface in a slim enclosure. Interconnecting fin design lets fins reinforce each other while preventing vibration noises. Self-adjusting velvet-smooth plastic expansion cradles eliminate noisy metal-to-metal contact with bracket and enclosure.

Base/Line 2000 is made by Slant/Fin in the industry's most advanced baseboard manufacturing facility. You can count on consistent high quality piece to piece and job to job.



"Contractor-friendly" for trouble-free installation

Base/Line 2000 is manufactured with contractor-friendly features for quick, trouble free installation, without annoying callbacks. Each length of baseboard is fully assembled, ready for box-to-wall installation



Choice of element size broadens range of applications.

*Operating at 180° water temp.

Base/Line 2000 hot water baseboard radiation accessories:

Please specify part number and name when ordering.



HINGED END CAP
No. BL-LECH-LEFT
No. BL-RECH-RIGHT
4" wide with piano-hinged door. Allows 3" adjustment.



VALVE COVER
No. BL-LVC-LEFT
No. BL-RVC-RIGHT
8" wide with piano-hinged door.



2" SPLICE PLATE
One piece splice plate included free with every baseboard unit 5' and over.



FILLER SLEEVE
No. BL-FS-7—7"
No. BL-FS-14—12"
One piece filler sleeve covers gaps from 1" to 6" or 1" to 10".



NON-HINGED END CAP
No. BL-LECN-LEFT
No. BL-RECN-RIGHT
2" solid metal



NON-HINGED WALL TRIM
No. BL-WT-4—4"



INSIDE CORNER
No. BL-IC-90—90°
No. BL-IC-135—135°
3 3/8" wide at top (2 5/8" for 135°).



OUTSIDE CORNER
No. BL-OC-90—90°
No. BL-OC-135—135°
4 3/8" wide (2" at top), one-piece unit.

Ratings:


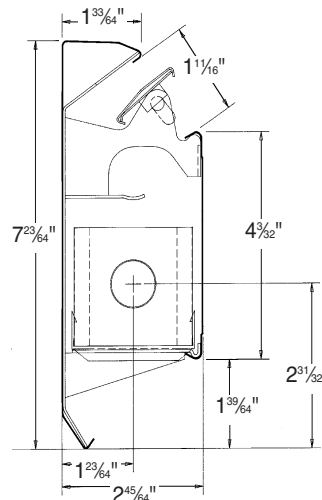
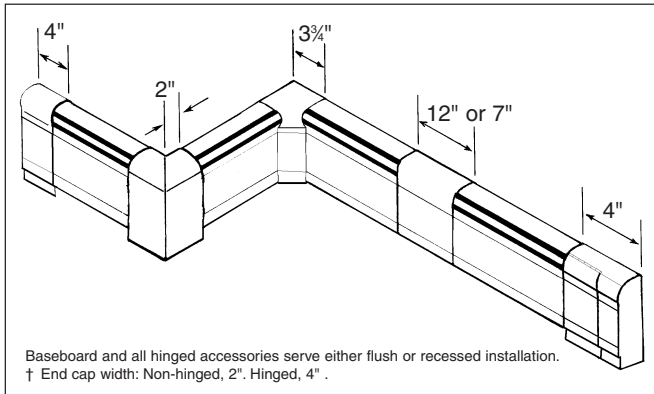
Base/Line 2000 Series Hot water ratings, BTU/HR per linear ft. with 65°F entering air.

ELEMENT	WATER FLOW	PRESSURE DROP†	HOT WATER RATINGS BTU/HR. per linear ft. with 65°F entering air												
			110°F	120°F	130°F	140°F	150°F	160°F	170°F	180°F	190°F	200°F	210°F	215°F	220°F
NO. BL-75 Baseboard with 3/4" element	1 GPM	47	150*	200*	250*	300*	360	430	500	570	630	700	770	810	840
	4 GPM	525	160*	210*	260*	320*	380	450	530	600	670	740	810	860	890
NO. BL-50 Baseboard with 1/2" element	1 GPM	260	150*	200*	250*	300*	360	430	500	570	630	700	770	810	840
	4 GPM	2880	160*	210*	260*	320*	380	450	530	600	670	740	810	860	890

† Millinches per foot. *Ratings at 140°F and lower temperatures determined by multiplying 150°F rating by the applicable factor specified in Testing and Rating Standard for Baseboard radiation.

NOTE: Ratings are for element installed as per drawing shown in "Dimensional Data" window (open "Dimensional Data" window to view) with damper open, with expansion cradles. Ratings are based on active finned length (5" to 6" less than overall length) and include 15% heating effect factor. Ratings are also based on 3/4" (BL-75) or 1/2" (BL-50) nominal copper tubing with 2-5/8" x 2-1/8" x .009" aluminum fins, bent to 2-19/64" x 2-1/8" or 2-5/16" x 2-1/8", spaced 56.35 per linear foot (BL-75) or 55 per linear foot (BL-50) (unpainted). Use 4 gpm ratings only when flow is known to be equal to or greater than 4 gpm; otherwise, 1 gpm ratings must be used.

Dimensional and installation data:



Specially designed support bracket accommodates return tubing above the heating element using standard fittings.

Ordering data:

COMPLETE BASEBOARD PACKAGE

No. BL-75 (with 3/4" element)
No. BL-50 (with 1/2" element)
Carton contains fully assembled baseboard, complete with damper vane, heating element and expansion cradles. 2" splice plate packed with lengths 5' and over. 10 foot assemblies contain two separate elements.

LENGTHS: 2', 3', 4', 5', 6', 7', 8', 10'

COLOR: Nu-White baked enamel finish.

No. BL-D ENCLOSURE ONLY PACKAGE
Same as No. BL-75 and BL-50, but WITH-OUT heating element or expansion cradles.

No. E-75E 3/4" ELEMENT ONLY
No. E-50 1/2" ELEMENT ONLY
Heating element with expansion cradles; NO enclosure. Packed in individual sleeves.
LENGTHS: 2', 3', 3 1/2', 4', 5', 6', 7', 8'

Specifications:

HEATING ELEMENT: Furnish and install E-75E (E-50) baseboard heating element as manufactured by Slant/Fin Corp., consisting of 3/4" or 1/2" nominal copper tubing, with 2 5/8" x 2 1/2" x .009" aluminum fins, bent to 2 19/64" x 2 1/8" or 2 5/16" x 2 1/8", spaced 56.35 per linear foot (55 per foot for E-50). End fins are of plated steel for extra ruggedness. Polypropylene expansion cradles shall be clipped to element, centered over each support bracket, and shall protect element from contact with support brackets or enclosure.

COVER ASSEMBLY: Furnish and install BL-75 (BL-50) baseboard cover assembly as manufactured by Slant/Fin Corp., consisting of back panel, front panel, damper vane and support brackets (electro-galvanized), formed of cold rolled steel. Bottom and top edges of back panel shall be formed to provide channels along entire length to receive full-height support brackets. Damper vane shall modulate fully and retain any setting through its arc. All cover components shall be painted in Nu-White thermosetting polyester enamel.



©Slant/Fin 2014. Printed in U.S.A. 812. Publication No. BL-10

SLANT/FIN CORPORATION, Greenvale, N.Y. 11548 • www.slantfin.com

Phone: (516) 484-2600 • Fax: (516) 484-5921

In Canada: Slant/Fin Ltd/Ltee, Mississauga, Ontario • www.slantfin.ca