



ESSENTIAL RESOURCE FOR ALL COUNTER PERSONNEL,
SERVICE TECHS, AND PURCHASING AGENTS

Application Selection and Cross-Reference Guide

Support



Online Tools

Find everything you need to be successful in selling Honeywell products online. Product information, cross-references, demos and more are available at customer.honeywell.com.



Customer Service

Honeywell provides toll-free access to product application, installation and support experts.

Technical Support: 1-800-468-1502

Customer Service: 1-888-793-8193

Training

Honeywell offers a variety of on-site and web-based training options at customer.honeywell.com.



Rewards

Honeywell's Contractor PRO™ Rewards program gives contractors reward points (\$) back on all Honeywell purchases year round at contractorpro.com.

Sales Literature

With Honeywell, you'll have access to sales materials that you can use to help grow your business. Visit literature.honeywell.com.

Phone:

Residential Technical Support:
1-800-468-1502

Sales Support: 1-800-328-5111

Customer Service: 1-888-793-8193

Residential Zoning: 1-800-828-8367

Online:

www.customer.honeywell.com

www.forwardthinking.honeywell.com

www.literature.honeywell.com

Contractor PRO:

Phone: 1-800-919-4835

Fax: 1-763-954-4097

Exclusive Technical Support
for Contractor PRO members:
1-877-880-3383

www.contractorpro.com

Table Of Contents

	<u>PAGE</u>
Residential Combustion Overview	4
New Products	6
GAS CONTROLS	
Gas Valves	8
SmartValve™ System Controls	12
Ignition Modules	16
Glowfly™ Universal Hot Surface Ignitor	20
Thermocouples/Thermopiles	22
Universal Electronic Fan Timer	24
Universal Integrated Furnace Control	26
Fan and Limit Controls	30
OIL CONTROLS	
Oil Primaries	32
Outdoor Reset	36
Aquastats®	38
HEATING/COOLING DEVICES	
Relays/Contactors/Transformers	44
TAM AND SALES MATERIAL	
Telephone Access Module	50
Literature and Sales Material	51

Residential Combustion

Honeywell Residential Combustion is the industry leader in combustion controls for applications including warm air furnaces, boilers, commercial water heaters, hearth, pool and spa heaters, and service parts. Our products are used on appliances utilizing natural gas, propane, fuel oil, and electric fuels and first and foremost assure the safe operation of heating and cooling appliances. Sold primarily through OEM and wholesale channels, our family of products has both the largest breadth and depth of offering in HVAC industry.

Our offerings include like-for-like replacement parts and a full line-up of universal products that cover almost any application making Honeywell the only brand of replacement parts you'll ever need. The pages in this guide feature our universal products and our exciting new offerings for the upcoming heating season!



Universal Products

Now more than ever watching your inventory levels is an extremely important part of everyone's business. To help you control costs, Honeywell offers a full line of universal products that help you better manage your inventory. You have many applications, but one brand is all you need with Honeywell's universal portfolio. Add in that Honeywell gas, oil and hydronic controls offer state-of-the-art diagnostic and troubleshooting capabilities, and you'll see that reliable Honeywell universal products are the universal choice.



Communications

EnviraCOM™ is a communications protocol developed by Honeywell and proven through many years of reliable service. Using a three-wire hookup, the protocol allows all EnviraCOM-enabled products in a system to speak to each other to maximize efficiency and ease troubleshooting. When running diagnostics through an EnviraCOM thermostat or remote monitoring device, you only need one device to see what's happening with all elements of the system. Plus, it couldn't be easier — there's no need for configuring because devices start communicating upon connection.



You'll find EnviraCOM communications on most of our universal products making it easy for you to create a communicating system. Any diagnostic information from a component in the system is available for viewing through an EnviraCOM enabled thermostat, such as the VisionPRO® IAQ, or plug-in device, such as OnWatch® Electronics QuickLook™ and GasStick™ diagnostic tools.



New Products

As an industry leader in innovation and new product development Honeywell is always working to provide solutions that make your job easier and more profitable. This heating season we are introducing three new and exciting products into the residential combustion market place. Our new Honeywell AquaReset™ offers homeowners with oil fired hydronic heating systems real energy savings of up to 15 percent while still being one of the easiest installations in the industry. Glowfly™ is the new universal hot surface igniter made from next generation silicon nitride and comes in a one-of-a-kind six pack with an easy to use visual cross-reference. And last, but certainly not least, the new ST9120U Universal Electronic Fan Timer replaces most previous Honeywell fan timers making it the only one you will need!



Honeywell's AquaReset™

See Red, Think Green! Help homeowners save money on their fuel bills and put money in your pocket with Honeywell's AquaReset. Our new product integrates easily into any Honeywell outdoor reset ready electronic Aquastat®. Whether it's a boiler service call or a new boiler install the Honeywell AquaReset provides easy installation and up to 15 percent* energy savings for the homeowner. Its outdoor reset, done right!



Glowfly™

Introducing the Honeywell Glowfly, It's a whole new species. Replacing over 110 installed silicon carbide models, with a superior universal bracketing design, one of a kind visual cross-reference packaging and its made from next generation OEM quality Silicon Nitride the Glowfly is the only igniter you will need. Pick up a six pack and light up your igniter business!



Universal Electronic Fan Timer

Replaces all others. The new universal platform will not only integrate control of all combustion blower and circulating fan operations in a gas warm air appliance but also replace all ST9101, ST9103, ST9120, ST9141 and ST9160 fan timer boards. This new universal fan timer will save you time and money with its diagnostic LED and continuous EAC and HUM terminal connections. These new options and features make it the only electronic fan timer you will need.



*Honeywell Inc. 1979 Study; Control Systems Providing Energy Savings with single and multi-zone Hydronic Heating. 15% is the average energy savings and can only be achieved when installing an outdoor reset model, domestic hot water priority is off and the unit is installed as directed.

Gas Valves

Honeywell has taken the guesswork out of gas valve selection with our complete line of universal gas valves. Contractors appreciate the reliability, ease of installation and time saved by carrying a select few gas valves on their truck. Honeywell gas valves — the right choice every time.

When selecting a gas valve for your next job, look for these Honeywell features:

- Universal application
- Reduced inventory
- Easy installation and adjustments
- Compact design



VR8345M/VR8345Q/VR8345H/ VR8245M

Universal Electronic Ignition Gas Valve

- Wide-capacity control for almost any IP, HSI or DSI gas-fired appliances
- Compact fit simplifies field replacement
- Use with 24 Vac heating appliances, using natural, manufactured or LP gas
- Use the VR8345Q for a two-stage application, VR8345M for a standard and VR8345H for a slow-opening application
- Capacities from 20 to 200 (VR8245) cfh or 30 to 415 (VR8345) cfh



VR8300/VR8200

Universal Standing Pilot Gas Valve


- Combination gas controls for use in 24 Vac, gas-fired, standing pilot appliances with capacities from 20 to 200 (VR8200) cfh or 30 to 300 (VR8300) cfh
- Includes safety shutoff, manual valve, two automatic operators, pressure regulator and pilot adjustment
- Universal replacement for virtually all Honeywell and competitive standing pilot valve models



VS820

Millivolt Combination Gas Valve

- Self-powered automatic control
- Use with 750 mV pilot generator
- Easy to install and service with all the adjustments and connections accessible from the top of the control
- 34 to 425 cfh capacity



Gas Valves Selection Guide

TRADE REPLACEMENTS (Double-Check Specifications Before Replacement)		SPECIFICATIONS				ACCESSORIES		
Universal Service Part	Direct Service Part Replacement	Opening Characteristics (standard, step)	Inlet/Outlet Size (in.)	Pressure Regulator Setting (psi)	Temperature Range	Includes		
						Q340 Thermocouple	3/4" x 1/2" Reducer Bushing	Natural to LP Conversion Kit
VR8215S1503		Standard	1/2 x 1/2	3.5 in. wc (0.87 kPa)	-40° to 175° F (-40° to 79° C)			
VR8300A4516	VR8300A4508	Standard	3/4 x 3/4	3.5 in. wc (0.87 kPa)	0° to 175° F (-18° to 79° C)	None	Two	One
	VR8300A3500	Standard	1/2 x 3/4	3.5 in. wc (0.87 kPa)	0° to 175° F (-18° to 79° C)	None	One	One
	VR8300A4516	Standard	3/4 x 3/4	3.5 in. wc (0.87 kPa)	0° to 175° F (-18° to 79° C)	One	Two	One
VR8245M2530	VR8204A2076	Standard	1/2 x 1/2	3.5 in. wc (0.87 kPa)	0° to 175° F (-18° to 79° C)	None	None	One
	VR8204M1091	Standard	1/2 x 1/2	3.5 in. wc (0.87 kPa)	-40° to 175° F (-40° to 79° C)	None	None	One
	VR8205A2024	Standard	1/2 x 1/2	3.5 in. wc (0.87 kPa)	0° to 175° F (-18° to 79° C)	None	None	One
	VR8245M2530	Standard	1/2 x 1/2	3.5 in. wc (0.87 kPa)	-40° to 175° F (-40° to 79° C)	None	None	One
VR8345H4555	VR8205H1003	Slow	1/2 x 1/2	3.5 in. wc (0.87 kPa)	0° to 175° F (-18° to 79° C)	None	None	None
	VR8304H4503	Slow	3/4 x 3/4	3.5 in. wc (0.87 kPa)	0° to 175° F (-18° to 79° C)	None	None	One
	VR8345H4555	Slow	3/4 x 3/4	3.5 in. wc (0.87 kPa)	0° to 175° F (0° to 79° C)	None	Two	One
VR8345M4302	VR8304M3509	Standard	1/2 x 3/4	3.5 in. wc (0.87 kPa)	-40° to 175° F (-40° to 79° C)	None	One	One
	VR8304M4507	Standard	3/4 x 3/4	3.5 in. wc (0.87 kPa)	-40° to 175° F (-40° to 79° C)	None	Two	One
	VR8305M3506	Standard	1/2 x 3/4	3.5 in. wc (0.87 kPa)	-40° to 175° F (-40° to 79° C)	None	One	One
	VR8345M4302	Standard	3/4 x 3/4	3.5 in. wc (0.87 kPa)	-40° to 175° F (-40° to 79° C)	None	Two	One
VR8345Q4563	VR8205Q2555	2-Stage	1/2 x 1/2	1.7 in. wc Low Fire; 3.5 in. wc High Fire	-40° to 175° F (-40° to 79° C)	None	None	One
	VR8304Q4511	2-Stage	3/4 x 3/4	1.7 in. wc Low Fire; 3.5 in. wc High Fire	-40° to 175° F (-40° to 79° C)	None	Two	One
	VR8305Q4500	2-Stage	3/4 x 3/4	1.7 in. wc Low Fire; 3.5 in. wc High Fire	-40° to 175° F (-40° to 79° C)	None	One	One
	VR8345Q4563	2-Stage	3/4 x 3/4	1.7 in. wc Low Fire; 3.5 in. wc High Fire	-40° to 175° F (-40° to 79° C)	None	Two	One
VR8200A2744	VR8200A2124	Standard	1/2 x 1/2	3.5 in. wc (0.87 kPa)	0° to 175° F (-18° to 79° C)	One	None	One
	VR8200A2132	Standard	1/2 x 1/2	3.5 in. wc (0.87 kPa)	0° to 175° F (-18° to 79° C)	None	None	One
	VR8200A2744	Standard	1/2 x 1/2	3.5 in. wc (0.87 kPa)	0° to 175° F (-18° to 79° C)	None	None	One
VS820A1088	VS820A1054	Standard	3/4 x 3/4	3.5 in. wc (0.87 kPa)	32° to 175° F (0° to 79° C)	None	Two	None
	VS820A1336	Standard	3/4 x 3/4	10.0 in. wc (2.49 kPa)	32° to 175° F (0° to 79° C)	None	Two	None
	VS820A1088	Standard	3/4 x 3/4	3.5 in. wc (0.87 kPa)	32° to 175° F (0° to 79° C)	None	Two	One

Notes:

All piloted valves have a 1/4" compression fitting.

All the VR valves come set for natural gas, but can be converted to LP gas.

The VS820A1054 is for natural gas. The VS820A1336 is for LP gas.

All the VR valves have inlet and outlet pressure taps. The VS820 valves have just an outlet pressure tap.

ACCESSORIES			COMPETITIVE REPLACEMENT		
Includes			Honeywell	White-Rodgers	Robertshaw
3/4" Straight Flange	1/2" x 3/8" Reducer Bushing	Remote Rod Adapter			
None	None	None	VR8300A4003, VR8300A4011, VR8300A4037, VR8300A4045, VR8300A4557, VR8300A4565	36C01-405	720-406 (7200ER)
None	None	None	VR8300A3104, VR8300A3120, VR8300A3153, VR8300A3161, VR8300A3203, VR8300A3559, VR8300A3567, VR8300A3575	36C03-300, 36C03-400, 36C03-433, 36C03-258	720-404 (7200ER) 720-403
None	None	None	VR8300A4003, VR8300A4011, VR8300A4037, VR8300A4045, VR8300A4557, VR8300A4565		700-400
One	One	None	VR8204A1201, VR8204A1219, VR8204A2001, VR8204A2175, VR8204A2803, VR8204A2225		
One	One	None	VR8204M1075	36E01-204, 36E01-205, 36E01-206, 36E01-305, 36E93-304	722-079 (2000IPERHC)
One	One	None		36G22-214	722-051 (2000DERHC)
None	One	None	VR8205M1106, VR8205M2310, VR8205M2443, VR8205M2450, VR8205M2476	36E36-304, 36E22-214	720-079 (7200IPER), 720-080 (7200IPER-LP)
None	None	None	VR8305H4013, VR8305H4039, VR8205H2605		
None	None	None	VR8204H1006, VR8204H1055		720-070 (7200IPER-S7C), 720-071 (7200IPER-S7C), 720-072 (7200IPER-S7C), 720-073 (7200IPER-LP-S7C)
None	None	None		36E98-304, 36E24-214, 36E52-214	700-052
None	None	None			
None	None	None	VR8304M4002		
One	None	None	VR8305M4066, VR8305M4165, VR8305M4231	36G22-214, 36C68-423	720-051 (7200DER)
None	None	None		36E36-304, 36C68-423	
None	One	None	VR8205Q2662, VR8205Q2746, VR8205Q2787, VR8205Q2381	36E54-214	
None	None	None	VR8304Q4453	36C76-406, 36C76-420, 36C76-463	
None	None	None	VR8305Q4146	36D13-208, 36D13-405, 36G54-214	
None	None	None		36E96-314	720-082 (7200IPER2-4)
One	One	None	VR8200A2116, VR8200A2264, VR8200A2322*		720-400 (7200ER), 720-402 (7200ER)
One	One	None			
One + One Elbow	One	None	VR8200A2322*		
None	One	None	VS820A1005, VS820A1013, VS820A1047, VS820A1278, VS820A5204, VS820A1922	36C03U-300, 36C03U-333, 36C03U-400, 36C03U-433	
None	One	None	VS820A1211, VS820A1740, VS820A1120, VS820A1898, VS820A1872, VS820A1906		
None	One	Yes	VS820A1807, VS820A2003, VS820A1815, VS820A1039, VS820A2011		

*Canadian Numbers

For a complete cross-reference, visit www.customer.honeywell.com

SmartValve™ System Controls

Honeywell SmartValve™ combines gas flow control and electronic ignition into a single unit, providing safety and simplified wiring and appliance construction. You'll find Honeywell SmartValves on equipment ranging from furnaces, water heaters, boilers and rooftops to infrared heaters, cooking units and much more.



SmartValve™

- Family members cover the full range of opening characteristics (slow, normal, fast) and ignition systems (hot surface, hot surface pilot)
- Universal kits include natural to LP conversion and 3/4" to 1/2" bushings
- Universal family increases service efficiency and reduces truck and warehouse inventory


* Diagnostic Testers
Flame Current Kit #395466
Input Voltage Harness #396085



Q3400 Hot Surface Pilot/Sensor Assembly

The Q3400A Igniter-Flame Rod Assembly replaces the original igniter-flame rod assembly in the Q3450 and Q3480 pilot hardware used with the SV9500 and SV9600 SmartValve system. The Q3400A has a unique keyed plug connector that will only fit the SV9500/SV9600 systems.

- Can be replaced without removing the pilot burner
- Max temp 250° C
- Order SKU Q3400A1024



Q3450 SmartValve Pilot Burner

The Q34050 SmartValve pilot burners provide pilot flame ignition and sensing for SmartValve intermittent pilot systems. They consist of replaceable igniter-flame rod assembly, bracket assembly, pilot target, ground electrode, orifice assembly, compression fitting and spring clip. The igniter lights the pilot burner. The flame rod proves the pilot flame and the pilot flame lights the main burner

- Used with SV9500/SV9600 SmartValve™ System.
- Replaceable Igniter-Flame Rod Assembly (Q3400A).
- Integral keyed plug provides quick, convenient connection of igniter and sensor to SV9500/SV9600.
- Q3450 has front or 20 degree right, left flame pattern.
- Natural and LP gas orifices available.
- Variety of target styles available.
- Variety of mounting brackets available.



SmartValve™ Control Systems Selection Guide

		SPECIFICATIONS				
Ignition/Application	Universal Service Part	Gas Type	Opening Characteristics	Ambient Temperature Range	Includes	
					Natural to LP Conversion Kit	3/4" x 1/2" Reducer Bushings
HSI Water Heaters	SV9570A2518	Natural	Standard Opening	0° to 150° F (-18° to 66° C)	No	None
	SV9570A2526	LP				
Intermittent HSI Pilot with Combustion Air Control and Limit Monitoring Forced Air Furnace	SV9541Q2561	Natural	2-Stage	-40° to 175° F (-40° to 79° C)	Yes	None
	SV9641M4510		Standard Opening		Yes	Two
Direct Ignition, General Application	SV9510M2511	Natural	Standard Opening	-40° to 175° F (-40° to 79° C)	Yes	None
	SV9520M2536					
	SV9510K2539		Slow Opening			
	SV9520H8513		Fast-Slow Opening			
Intermittent HSI Pilot, General Application	SV9601M4571	Natural	Standard Opening	-40° to 175° F (-40° to 79° C)	Yes	Two
	SV9501M2528					Fast-Fast
	SV9501M8129					
	SV9502H2522		Slow Opening			0° to 175° F (-18° to 79° C)
	SV9602P4816		Step Opening	-40° to 175° F (-40° to 79° C)	None	Two
	SV9602P4824					
	SV9602P4832					
	SV9602P4840					

SPECIFICATIONS		CROSS-REFERENCE
Includes		
Extension Harness	OEM Brands	Replaces
No	A.O. Smith	SV9570A2054, SV9570A2070, SV9570A2096
	A.O. Smith	SV9570A2062, SV9570A2088, SV9570A2187
No	ICP, Heil, Tempstar, Arcoaire, Comfortmaker, KeepRite	SV9540Q2464, SV9541Q3098
	ICP, Heil, Tempstar, Arcoaire, Comfortmaker, KeepRite, Mestek, Slant/Fin	SV9541M2094, SV9540M2229, SV9540M2260, SV9640M4116, SV9640M4124, SV9540M2278, SV9540M2245, SV9640M3126, SV9640M4132
No	Modine	SV9510M2347, SV9510M2362, SV9410M2902, SV9510M2412, SV9510M2354, SV9410M2910, SV9510M2388, SV9510M2420
		SV9420M2331, SV9520M2403, SV9420M2323
	Roberts Gordon	SV9510H2228, SV9510K2133, SV9510K2158, SV9510K2141, SV9510K2166
	Armstrong, Concord, AirEase	SV9520H8042, SV9520H8034, SV9520H8067, SV9520H8026
No		SV9601M4167, SV9601M3003, SV9601M4225
	ICP, Heil, Tempstar, Arcoaire, Comfortmaker, KeepRite	SV9501M2056, SV9501M2080, SV9501M2718, SV9501M2726, SV9501M2031, SV9501M2049, SV9501M2239, SV9501M2700, SV9501M2734, SV9501M2742, SV9501M2064
Yes		SV9501M8103
	Laars, Utica, Armstrong, Concord, AireEase	SV9501H3415, SV9501H2417, SV9501H2409, SV9502H1706, SV9502H2704, SV9501H3423, SV9501H2425
Yes	Burnham, ICP, Heil, Tempstar, Arcoaire, Comfortmaker, KeepRite	SV9501P2004, SV9601P4107, SV9501P2053, SV9502P2101, SV9602P4105
	Burnham	SV9501P2087, SV9601P4172, SV9502P2127, SV9602P4121
	Burnham	SV9501P2020, SV9501P2046, SV9601P4149, SV9601P4164, SV9502P2119, SV9502P2135, SV9602P4113, SV9602P4139
		SV9601P4115

For a complete cross-reference, visit www.customer.honeywell.com


Ignition Modules

Grow your business while reducing your inventory with Honeywell's line of ignition modules.

Be prepared to provide electronic control for nearly all intermittent or hot surface ignition applications from gas-fired furnaces to boilers with Honeywell's universal controls.

When selecting ignition modules for your next job, look for these Honeywell features:


- Universal compatibility
- Easy installation
- Adaptation accessories included
- Used with single-rod or dual-rod systems



S8610U

Universal Intermittent Pilot Ignition Module

- Easy field replacement for most intermittent pilot modules
- Single-rod or dual-rod systems
- Field-selectable pre-purge and ignition trial timings
- Diagnostic LED helps direct service effort
- LED flame strength indicator
- Integral damper connections
- Replaces over 300 Honeywell and competitive models



S8910U

Universal Hot Surface Ignition Module

- Easy field replacement for most hot surface ignition modules
- Single-rod or dual-rod systems
- LED diagnostics and field-adjustable ignition timings
- Natural or LP gas
- All adaptation accessories included
- Replaces over 100 Honeywell and competitive products



Y8610U

Universal IP Retrofit Ignition System Kit

- Use with 24 Vac gas-fired atmospheric furnaces, boiler and heating appliances
- Convert standing pilot appliance to electronic ignition
- Natural or LP gas



Ignition Modules Selection Guide

Universal Service Part	APPLICATIONS			TIMINGS				
	Ignition System	Flame Sensor	Ignition Sequence (Note 1)	Ignition Trials To Lockout (Note 1)	Ignition Trial Time	Between Trial Time	Pre-Purge	Flame Failure Response Time
S8910U1000	Line Volt Hot Surface Ignition	1 or 2 Rods	P	1 or 3 Field Selectable	4 sec. or 7 sec. Field Selectable	96 sec., 3 Trial Mode Only	32 sec.	1.5 sec.
S8610U3009	Intermittent Pilot	1 or 2 Rods	C	C	15 sec. or 90 sec. Field Selectable	5 Minute Delay After Failed Trial for Ignition	0 sec. or 30 sec. Field Selectable	2.0 sec. max.
Y8610U6006	Intermittent Pilot	Single Rod	C	C	15 sec. or 90 sec. Field Selectable	5 Minute Delay After Failed Trial for Ignition	0 sec.	2.0 sec. max.

Notes:

1. Ignition Sequence

C	Continuous retry — After trial for ignition, pilot gas shuts off for five minutes, then another trial for pilot ignition takes place.
P	The number of trials for ignition and trial time is determined by the selection tab. If a selection tab is not installed, the module will operate at four seconds trial time and one ignition trial.

FEATURES AND FUNCTIONS				CROSS-REFERENCE			
Type of Gas	Ignition Source	Typical Ignition Hardware	Includes	Honeywell	White-Rodgers	Robertshaw	Johnson Controls
Nat or LP	Switched Line Voltage	Norton 201, Norton 271, Hot Surface Elements, Q354 Flame Rod		S89C1004, S89C1007, S89C1012, S89C1046, S89C1087, S89C1103, S89D1002, S89G1005, S89G1011, S89G1013, S89G1021, S89G1029, S89G1047, S89H1003, S89H1011, S89H1029, S89J1008, S89OD1006, S89OG1003, S89OG1037, S89OH1002, S89OH1010	50E47 1-79, 101-179, 201-279, 301-379, 5047F 1-79, 101-179, 201-279, 301-379	HS780-17NL, 104A, 306A, 308A, HS780-17NR 104A, 306A, 308A, HS780-34NL 108A, 304A, 306A, 308A, 312A, HS780-34NR 104A, 306A, 308A, 312A, HS780-34PL 308A	
Nat or LP	Internal	Q345, Q3451, Q3452	Integral Damper Connector	S86 Series, S90 Series, S8600 Series, S8610 Series, S8620 Series, S8660 Series, S8670 Series, S8680J1004	50D49-350, 50D49-360, 50D49-361, 50D50-843, 50D-401	710-713, 715, 735-737, 780-002, 780-003, 780-701, 780-715, 780-735, 780-736, 780-737, 780-845, SP710, SP715, SP720, SP730, SP735, SP750 Series	CSA42, 43, 44, 45, 46, 48, 49, G60, G65, G67, G770 Series
Nat or LP	Internal	Adapter for Pilot Burner Included		Y8610U3003			

For a complete cross-reference, visit www.customer.honeywell.com

Universal Hot Surface Igniter

Replacing a hot surface igniter can be a tricky job. Furnace designs and specifications change. Appliance designs can be tight and difficult to maneuver in. Then there's the need to carry a variety of replacement parts to match the range of hot surface igniter configurations out there. Now, those challenges have one reliable solution: Glowfly™ from Honeywell.


When selecting an igniter for your next job, look for these Honeywell features:

- Next-generation OEM silicon nitride quality for any installation
- Custom designed bracketing
- The strongest warranty in the industry
- Unique truck-ready six-pack
- Graphic instructions provide for quick and accurate bracket selection and installation



Match and mount simplicity.

Simply remove the old igniter and compare it with the diagrams on Glowfly's unique packaging guide to determine the correct mounting bracket for the job.



Six brackets. 110+ possibilities.

Every Glowfly comes fully equipped with six custom mounting brackets that are optimized to replace over 110 igniter applications from nearly every furnace manufacturer without modification.

Q3200U2002

Six Pack

Q3200U1004

Single Pack



Igniter Bracket Replacement Cross Reference^a

MANUFACTURER	OEM #	Q3200U BRACKET ¹
American Road Equip.	201W	A
Arco Air	1096048	D
	1380680	
Armstrong Air	38322B001	A
Carrier/ Bryant/ Payne	LH33ZS001	B or E ²
	LH33ZS001A	
	LH33ZS002	
	LH33ZS002A	
	LH33ZS003	
	LH33ZS003A	
Claire Bros.	C-238	A
	C242	
Coleman	1474-051	A
	1474-052	
Comfort Maker	1096048	D
Detroit Radiant	201D	A
DMO Ind.	20834	A
Dornback Furnace	271W	A
Ducane	20015201	B
Enero Tech	10399	A
Evcon	1474-051	A
	1474-052	
Evcon Coleman	025-32625-000	B
Goodman	B1401009	D
	B1401018	C
	B1401018S	D
HB Smith	50018	A
Heil	1096048	D
Hupp Industries	09050	A
Intercity	1009604	D
	1096048	
Majestic	75-92-104	A
	75-92-105	
Metzger	201N	A
	201W	

MANUFACTURER	OEM #	Q3200U BRACKET ¹	
Modine	5H76032A	C	
Mor-Flo	3200618	A	
	511-330-193	B	
Nordyne	105141000	A	
	632-0770		
	632-0880		
Norton/St Gobain	201	B	
	271		
	201D	A	
	201K		
	201L		
	201N		
	201R		
	201W		
	271N		
	271NM		D
	271P		A
271W			
Raypak	600915	B	
Rheem	62-22441-01	A	
Roberts Gordon	90434300	B	
	90436600	A	
Robertshaw	41-402	A	
	41-403	B	
	41-404	B	
	41-405	A	
	41-407	B	
	41-408	A	
	41-409	B	
	41-410	A	
	41-412	D	
	41-418	C	
	Snyder General	1380654	B
1380672			
1380680	A		
Superior Fireplace		94851	

MANUFACTURER	OEM #	Q3200U BRACKET ¹
Tempstar	1096048	D
Trane	340039P01	A
	B138196P01	B
	B144676P01	A
	B144676P02	B
	B340039P01	A
	IGN23	A
	IGN26	B
Viessman	IGN30	B
	IGN34	A
	9302-094	A
Wayne Home Equip.	62821-001	A
	62821-002	
Weil McLain	511-330-139	B
	511-330-190	
	511-330-193	
White LB	120-07549	A
White-Rodgers	767A-301	A
	767A-303	F
	767A-306	A
	767A-311	
	767A-350	F
	767A-353	
	767A-354	A
	767A-357	F
	767A-361	A
	767A-364	
	767A-366	B
	767A-370	
	767A-371	A
	767A-372	A
	767A-373	D
	767A-376	B
767A-377	A	
767A-382	B	
Williamson	9050	A
York	025-27766-000	A
	025-27774-000	
	025-29043-000	
	025-29050-000	

^a Table data is correct to the best of Honeywell's knowledge as of this publication's date. However, some appliances may have igniter applications that are beyond the capabilities of this kit.

^b For igniters that require bracket A, use the template to determine the tab to be removed.

^c For Carrier sealed combustion furnaces, you must use bracket E and retain the existing orange gasket for use with bracket E.

For a complete cross-reference, visit www.customer.honeywell.com

Thermocouples/Thermopiles

Contractors depend on Honeywell for easy installation and reliable performance. Built for long service life, the Honeywell Q313A, Q340A and Q390A will meet your service needs.

When selecting a thermocouple or thermopile for your next job, look for these Honeywell features:

- Variety of lead lengths
- Easy installation
- Many accessories included
- Durability



Thermocouple and Thermopile Selection Guide

THERMOCOUPLES							
Lead Length (in.)	US Super Tradeline	Canada	Tradeline	Cross-Reference			
				White-Rodgers	Robertshaw	Husky	Johnson Controls
18	Q340A1066/U	Q340A1405	Q390A1095/U	H06E-518, H06E-18		K16BT-18	K19AT-18
24	Q340A1074/U	Q340A1413	Q390A1046/U	H06E-524, H06E-24	1970-24, 1980-24	K16BT-24	K19AT-24
30	Q340A1082/U	Q340A1421	Q390A1053/U	H06E-530, H06E-30	1970-30	K16BT-30	K19AT-30
36	Q340A1090/U	Q340A1439	Q390A1061/U	H06E-536, H06E-36	1970-36, 1980-36	K16BT-36	K19AT-36
48	Q340A1108/U	Q340A1447	Q390A1103/U	H06E-548, H06E-48		K16BT-48	K19AT-48

THERMOPILES						
Model	Item		Lead Length (in.)	Connection	Tradeline/Super Tradeline	Notes
Q313	Q313A1022/U		35	Nut & Spade Terminal	Tradeline	
	Q313A1139/U		35	Clip & Spade Terminal	Super Tradeline	Push-In Clip
	Q313A1170/U		35	Clip & Spade Terminal	Super Tradeline	PG9 Adapter (393948)
	Q313A1188/U		35	Nut & Spade Terminal	Super Tradeline	Push-In Clip, 1/2" Attaching Nut
	Q313A1055/U		47	Nut & Spade Terminal	Tradeline	1/2" Attaching Nut
	Q313A1105/B		75	Nut & Spade Terminal	Tradeline	1/2" Attaching Nut

For a complete cross-reference, visit www.customer.honeywell.com

Q313A

Replacement Thermopile

- Variety of lead lengths
- Push-in clip, split nut and adapter assembly included
- Male nut connector for Pilotstat included
- Generates 750 mV in a millivolt heating system



Q340A

Universal Thermocouple

- Variety of lead lengths
- Push-in clip, split nut and adapter assembly included
- Male nut connector for Pilotstat included
- Generates 30 mV in standing pilot systems
- The Q340A is a premium thermocouple with the long life and durability that your customers demand; built with a maximum amount of copel, the Q340A will provide long-lasting service that reduces callbacks and keeps your customers happy



Q390A

Universal Thermocouple

- Variety of lead lengths
- Push-in clip, split nut and adapter assembly included
- Male nut connector for Pilotstat included
- Generates 30 mV in standing pilot systems
- For situations where a utility grade thermocouple is the best solution, the Q390A is the right choice



Universal Electronic Fan Timer

Replaces all others. The new universal platform that will not only integrate control of all combustion blower and circulating fan operations in a gas warm air appliance but also replace all ST9101, ST9103, ST9120, ST9141 and ST9160 fan timer boards. Save room on your truck or on your shelves with a supply of ST9120U1011 timers and know you're covered.

When selecting fan timers for your next job, look for these Honeywell features:

- Universal application
- Easy installation
- Quality construction for long service life



ST9120U1011

- Replaces 41 existing Honeywell controls to reduce inventory
- Integrates control of all combustion blower and circulating fan operations in a gas warm-air appliance
- Replaceable fuse
- DIP switch selectable heat and cool delay on and off times
- Diagnostic LED
- EAC and HUM convenience terminal connections and continuous low speed indoor air circulation are provided

ST9120U REPLACES OVER 41 EXISTING MODELS

ST9101A1014	ST9120C4057	ST9141B1001	ST9160B1035
ST9101A1022	ST9120C5005	ST9150A1003	ST9160B1043
ST9120A2004	ST9120C5013	ST9150B2000	ST9160B1050
ST9120C2002	ST9120D3009	ST9150B2018	ST9160B1068
ST9120C2010	ST9120G2024	ST9150B2026	ST9160B1076
ST9120C2028	ST9120G2032	ST9150B2034	ST9160B1084
ST9120C3000	ST9120G4004	ST9150C4057	ST9160C1000
ST9120C3018	ST9120G4038	ST9160A1002	ST9160C1018
ST9120C4008	ST9120U1003	ST9160B1001	
ST9120C4016	ST9141A1002	ST9160B1019	
ST9120C4040	ST9141A1028	ST9160B1027	

Universal Electronic Fan Timer OEM Replacement Guide

RECOMMENDED DIP SWITCH SETTING						
Replaced Control Model Number	Original OEM Appliance	1	2	3	4	5
ST9101A1006	Rheem	off	off	off	off	off
ST9101A1014	Rheem	off	off	off	off	off
ST9101A1022	Trade	off	off	off	off	off
ST9120A1006	Armstrong	off	off	off	off	off
ST9120A2004	Armstrong	on	off	on	off	off
ST9120B1005	Ducane	off	on	off	off	off
ST9120C1012	Snyder General	on	off	off	off	off
ST9120C1020	Nordyne	on	off	off	off	off
ST9120C2002	York	off	off	off	off	off
ST9120C2010	Ducane	off	off	off	off	off
ST9120C2028	Armstrong	off	off	off	off	on
ST9120C3000	ICP	off	off	on	on	off
ST9120C3018	Bard	on	off	off	off	on
ST9120C4008	ICP	off	off	on	on	off
ST9120C4016	ICP	off	off	on	on	off
ST9120C4040	ICP	off	off	on	on	off
ST9120C4057	ICP	off	off	on	on	off
*ST9120C5005	ICP	off	off	on	off	off
*ST9120C5013	ICP	off	off	on	off	off
*ST9120D3009	Goodman	off	off	on	off	on
ST9120G2008	ICP	on	off	off	on	off
ST9120G2016	ICP	off	off	off	on	off
ST9120G2024	Skymark	off	on	off	on	off
ST9120G2032	Skymark	off	on	off	off	on
ST9120G4004	ICP	off	off	on	on	off
ST9120G4012	ICP	off	off	on	on	off
ST9120G4038	Trade	off	off	on	on	off
ST9120U1003	Trade	off	off	on	off	off
ST9141A1002		off	off	on	off	on
ST9160B1035		off	off	off	off	off
ST9160B1068		on	off	off	off	on
ST9160B1076		off	off	off	off	off
ST9160B1084		off	off	on	off	on
*ST9120U Factory Default Setting		off	off	off	off	off

For a complete cross-reference, visit www.customer.honeywell.com

Universal Integrated Furnace Control

The Honeywell Hot Surface Ignition Universal Integrated Furnace Control offers universal compatibility and remote monitoring and diagnostics. Able to replace a large number of furnace controls in heating and cooling single-stage appliances, Honeywell UIFCs are the only controls you need for residential natural or liquid propane fueled furnaces.

When selecting furnace controls for your next job, look for these Honeywell features:

- Replaces over 140 furnace controls
- Universal application
- Robust diagnostics
- EnviraCOM™ communications enabled



HSI Universal Integrated Furnace Control

- Complete set of wiring harnesses for universal compatibility and simplified installation
- LED indicators provide system status, performance and diagnostic information
- EnviraCOM™-enabled for easy setup of local or remote monitoring and diagnostic systems
- Ready for remote services, whether you're replacing old controls or installing new equipment like the VisionPRO™ IAQ, Telephone Access Module or EnviraZONE™
- Engineered for reliability and long-term performance



S9200U1000 REPLACES THESE INTEGRATED FURNACE CONTROLS

Amana	10207701, 10207702, 10207703, 10207710
Goodman	1809913, 18099-13S, B180996, B1809906, B18099-6, B18099-06, B1809908, B18099-08, B1809910, B18099-10, B18009910, B180099-10, B1809913, B18099-13, B1809913S, B18099-13S, B18009913, B180099-13, CARB1809913S
ICM	ICM280
ICP	1010806, 1380-686, 1380-699
Lennox	1214201
Nordyne	624557, 6245570, 624557-0, 624564, 6245640, 624591, 624591A, 624591-A, 624591-B, 624591-C, 624591-D, 624628, 624628-0, 6246310, 624631-0, 624631A, 624631-A, 624631-B, 710128A, 902378, 902696, 903106, CAR903106
Rheem/Robertshaw	62-24268-01, 62-24268-02, 695-200, 62-24268-03
Texas Instruments	6DT-1, 6DT-2, 61F3, 41F-5
United Technologies	1012-925A, 1012-925B, 1012-925C, 1012-955A, 1012955A, 1012-83-9651B, 1012-930, 1012933D, 1012-933D, 1012-83-9336AHSC1, 1012-83-9337A
White-Rodgers	50A50-209, 50A50-230, 50T35730, 50T35-730, 50T35743, 50T35-743, 50A55-120, 50A55-286, 50A55-843, 50A50-143, 50A50-286, 50A50-438, 50A50-205, 50A50-206, 50A50-207, 50A50-142, 50A50-110, 50A50-111, 50A50-112, 50A50-113, 50A50-296, 50A55-143, 50A55-288, 50A50-285, 50A55-285, 50A50-288, 50A50-408, 50A50-241, 50A55-241
York	03100662000, 031-00662-000, 031-00662-700, 031-01140-000, 031-01140-001, 031011140002, 031-01140-002, 031-01140-701, 031-01140-702, 031-01234-000, 031-01235-000, 031-01234-700, 031-01235-700, 031-01250-000, 031-01266-000, 31-01267-00, 031-01267-000, 031-01267-001, 031-01267-001A, 031-01284-000, 031-01933-000, 031-01972-000, 031-01973-000, 031-02166-000, 031-09166-000, 031-09167-000, 331-01933-000, 331-01972-200, 331-09167-000, 43101972100, 431-01972-100, P03101267001, P031-01267-001, PTH031011400-00, CAR33101972200, CAR03101973000, CAR50A55843, G951ADB1401, G951ADB1401C, G951ADB-1401C, G951ADB1402, G951ADB-1402, G951AEB-1403, 031-00662, 031-01266-000

For a complete cross-reference, visit www.customer.honeywell.com

Universal Integrated Furnace Control Selection Guide

	SKU	HARNESS	FIELD SETTINGS RECOMMENDATION				SAFETY TIME SETTINGS	
			SW1	SW2	SW3	SW4	SW1	SW2
Goodman	1809913, B1809913, B18099-13	50026393: Main Connector & 50026446 Inducer & HIS Connector	On	Off	60/90/120/180	60/90/120/180	Off	On
ICM	ICM280	50026393 Main Connector & 50026446 Inducer & HSI Connector	Check Control Field Settings				Check Control Safety Timings	
Lennox	1214201	50024561 Inducer & HSI Connector	On	Off	On	Off	Off	Off
Nordyne	624557, 6245570, 624557-0	50024568 Main Connector & 50024565 Inducer & HSI Connector	On	Off	60/90/120/180	60/90/120/180	On	Off
	624564, 6245640							
	624591							
	624591A, 624591-A							
	624591-B							
	624591-C							
	624591-D							
	624628, 624628-0							
	6246310, 624631-0							
	624631A, 624631-A							
	624631-B							
	710128A							
	902378							
902696								
903106, CAR903106								
Rheem/Robertshaw	62-24268-01	50024568 Main Connector & 50024566 Inducer & HSI Connector	On	Off	60/90/120/180	60/90/120/180	On	On
	62-24268-02							
	62-24268-03							
	695-200							
Trane	D330927P01	50024561 Inducer & HSI Connector	On	Off	60/90/120/180	60/90/120/180	Off	Off
	D330930P01							
	D330934P01							
	D340035P01							
	D340354P01							
	D340774P01							
	D341235P01							
	50A50-571							
	50A55-571 ²							
	50A50-473							
	50A50-474							
	50A50-405							
	50A50-406							
	50A50-471							
	50A55-474							
	50A55-438							
	Check Settings							
Off								
Off								
60/90/120/180								
60/90/120/180								
Off								
Off								
TI	41F-5	50026393 Main Connector 50026446 Inducer & HSI Connector	On	Off	60/90/120/180	60/90/120/180	Off	On
	6DT-1	50024561 Inducer & HSI Connector	On	Off	60/90/120/180	60/90/120/180	Off	On
	6DT-2							
	61F3							
UTEC	1012-925A	50024568 Main Connector 50024566 Inducer & HSI Connector	On	Off	60/90/120/180	60/90/120/180	On	On
	1012-925B							
	1012-925C							
	1012-955A, 1012955A	50024568: Main Connector & 50024565 Inducer & HSI Connector	On	Off	60/90/120/180	60/90/120/180	On	Off
	1012-83-9651B	Main Connector not required 50024561 Inducer & HSI Connector	On	Off	60/90/120/180	60/90/120/180	Off	On
	1012933D, 1012-933D	50026393: Main Connector & 50026446 Inducer & HIS Connector	On	Off	60/90/120/180	60/90/120/180	Off	On
1012-83-9336AHSC1								
1012-83-9337A								

¹ Wiring harness # 50031795 should be used if the control being replaced has a 2-pin inducer/igniter connector instead of a 4-pin inducer/igniter connector.

² A jumper (not provided) may be required to short out the rollout switch on the main 12-pin connector plug from the furnace.

Use with only 120 VAC Appliances

	SKU	HARNESS	FIELD SETTINGS RECOMMENDATION				SAFETY TIME SETTINGS								
			SW1	SW2	SW3	SW4	SW1	SW2							
Amana	10207701	50024561 Inducer & HSI Connector ¹	On	Off	On	Off	Off	On							
	10207702														
	10207703														
	10207710														
White-Rodgers	50A50-110	50024561 Inducer & HSI Connector	On	Off	60/90/120/180	60/90/120/180	Off	On							
	50A50-111														
	50A50-112														
	50A50-113														
	50A50-142														
	50A50-143														
	50A50-205														
	50A50-206														
	50A50-207														
	50A50-209	50024568: Main Connector & 50024566 Inducer & HIS Connector	On	Off	60/90/120/180	60/90/120/180	Off	On							
	50A50-230														
	50A55-241														
	50A50-285	50024561 Inducer & HSI Connector	Off	Off	On	Off	Off	Off							
	50A50-286														
	50A50-288														
	50A50-295														
	50A50-296														
	50A50-408														
	50A50-438														
	50A55-474														
	50T35730, 50T35-730								50026393 Main Connector & 50026446 Inducer & HSI Connector	On	Off	60/90/120/180	60/90/120/180	Off	On
	50T35743, 50T35-743														
	50A55-120	50024561 Inducer & HSI Connector	Off	Off	On	Off	Off	Off							
	50A55-143	50031795	On	30/60	60/90/120/180	60/90/120/180	Off	Off							
	50A55-285		On	Off			Off	Off							
	50A55-286		On	Off			Off	On							
	50A55-288	50024561 Inducer & HSI Connector	On	Off	60/90/120/180	60/90/120/180	Off	Off							
50A55-438	Check Settings		Off	Off			Off								
50A55-474	Off		Off	On			Off	Off							
50A55-843	Check Settings		Check Settings	60/90/120/180			60/90/120/180	Off	Off						
York	03100662000, 031-00662-000	50024561 Inducer & HSI Connector	On	Off	60/90/120/180	60/90/120/180	Off	On							
	031-00662-700														
	031-01140-000														
	031-01140-001														
	031011140002, 031-01140-002														
	031-01140-701														
	031-01140-702														
	031.01234.000														
	031-01234-700														
	031-01235-000														
	031-01235-700														
	031-01250-000														
	031-01266-000														
	0310126700														
	031-01267-000														
	031-01267-001														
	031-01267-001A														
	031-01284-000														
	3101933000, 031-01933-000														
	031-01972-000														
	031-01973-000														
	031-02166-000														
	031-09166-000														
	031-09167-000														
	33101933000, 331-01933-000														
	331-09167-000														
	331-01972-200														
	43101972100, 431-01972-100														
	G951ADB1401														
	G951ADB1401C, G951ADB-1401C														
	G951ADB1402, G951ADB-1402														
	G951AEB-1403														
P03101267001, P031-01267-001															
PTH031011400-00															
CAR33101972200															
CAR03101973000															
CAR50A55843															
031-00662															

Fan and Limit Controls

Honeywell fan and limits combines high temperature limit with circulating blower control. As an industry standard for many years, these controls have a large and varied installed base. You'll find Honeywell fan and limits on a wide range of furnace equipment. Our universal family increases service efficiency and reduces truck and warehouse inventory.

Key features for the family of universal fan and limits:

- Family members cover the full range of insertion — 5", 8", 11-1/2"
- Adjustment tool and cross-reference allow for field adjustment to factory settings
- Universal kit accessories reduce inventory

L4064

High Limit and Fan Controller

- Used in all types of forced-air heating systems
- Three wiring terminal options available for easy installation
- Available in a variety of fan and high-limit setting ranges
- Controls adapt to many competitive mounting holes in replacement applications
- Push-in receptacles for stripped wire
- L4064 models for timed fan on
- Special high temperature limit models
- Suitable for line voltage, low voltage or millivoltage control applications



L6064

High-Limit and Two-Speed Fan Controller

- Provides two-speed fan control
- Continuous low-speed and high-speed on-call for heat
- Same overall size and mounting as L4064
- Same specifications as L4064



Fan and Limits Selection Guide

MODEL	OS#	REGION	ELEMENT INSERTION LENGTH (IN.)	REPLACES	HIGH LIMIT STOP (°F)	FAN-ON STOP (°F)	FAN-OFF STOP (°F)	MANUAL FAN BUTTON	MANUAL RESET	SWITCHING ACTION
L4064	L4064B1469	US	5	L4064B1600, L4064B3440, L4064B3010, L4064B1683, L4064B2228, L4064B2640, L4064B2889, L4064B2947, L4064B3374, L4064B3432, L4064B2897, L4064B3598, L4064B3515, L4064E2502, L4064E2585, L4064E2528, L4064F1098, L4064A2501, L4064A1339, L4064A1503	160 to 200	110 to 125	85 to 100	Yes	No	Fan: SPST — N.O. (make on rise), Limit: SPST — N.C. (break on rise)
	L4064W1080	US	5	L4064W1072, L4064W1163, L4064W1197, L4064W1056, L4064W1064, L4064W1296, L4064Y1565	200	120	90	Yes	No	Fan: SPST — N.O. (make on rise), Limit: SPST — N.C. (break on rise)
	L4064R1159	Canada	5	L4064R1043, L4064R1076	200 to 250	125	100	Yes	Yes	Fan: SPST — N.O. (make on rise), Limit: SPST — N.C. (break on rise)
	L4064B2236	US	8	L4064B3457, L4064B1618, L4064B1691, L4064B2608, L4064B2905, L4064B2962, L4064B2772, L4064B3572, L4064B3051, L4064B3085, L4064B3499, L4064B3481, L4064B3390, L4064E2452, L4064E2544, L4064A2279, L4064A2998, L4064A2030, L4064A1735, L4064A1347, L4064A1511, L4064A2774	170 to 250	120 to 140	90 to 104	Yes	No	Fan: SPST — N.O. (make on rise), Limit: SPST — N.C. (break on rise)
	L4064R1142	Canada	8	L4064R1019, L4064R1118, L4064R1126	180 to 250	125	100	Yes	Yes	Fan: SPST — N.O. (make on rise), Limit: SPST — N.C. (break on rise)
	L4064W1098	US	8	L4064W1007, L4064W1171, L4064W1130, L4064W1221, L4064W1205, L4064W1288, L4064T1707, L4064T1715, L4064T1780, L4064T2093, L4064T2440, L4064W1015, L4064Y1573	150 to 220	100 to 185	90 to 120	Yes	No	Fan: SPST — N.O. (make on rise), Limit: SPST — N.C. (break on rise)
	L4064B1451	US	11.5	L4064A1321, L4064A1453, L4064A2758, L4064A3046, L4064B3580, L4064B3465, L4064B1592, L4064B1725, L4064B1931, L4064B2210, L4064B2723, L4064B2863, L4064B2954, L4064B3036, L4064B3044, L4064B3077, L4064B2756, L4064B3069, L4064E2551	170 to 250	122 to 130	90 to 104	Yes	No	Fan: SPST — N.O. (make on rise), Limit: SPST — N.C. (break on rise)
	L4064N1058	Canada	11.5		175 to 200	104 to 165	68 to 104	Yes	Yes	Fan: SPST — N.O. (make on rise), Limit: SPST — N.C. (break on rise)
	L4064R1134	Canada	11.5	L4064R1100, L4064R1068, L4064R1035, L4064R1027	170 to 250	125	100	Yes	Yes	Fan: SPST — N.O. (make on rise), Limit: SPST — N.C. (break on rise)
	L4064W1106	US	11.5	L4064T1046, L4064T2457, L4064W1213, L4064W1254, L4064Y1540	200 to 210	125 to 130	100	Yes	No	Fan: SPST — N.O. (make on rise), Limit: SPST — N.C. (break on rise)
L6064	L6064A1052	Canada	5	L6064A1094, L6064E1020	180 to 200	105 to 125	90 to 100	No	No	Fan: SPDT, Limit: SPST — N.C. (break on rise)
	L6064A1045	Canada	8	L6064A1086	200	125 to 130	100	No	No	Fan: SPDT, Limit: SPST — N.C. (break on rise)
	L6064A1037	Canada	11.5	L6064A1003, L6064A1078, L6064A1151	200	125 to 165	85 to 100	No	No	Fan: SPDT, Limit: SPST — N.C. (break on rise)

* Some models limit, Fan On and Fan Off need to be adjusted.

Oil Primaries

Simplification is the key with Honeywell oil primaries. Their universal design, installation ease and ability to upgrade make them highly valuable tools for contractors and distributors alike.

When selecting an oil primary for your next job, look for these Honeywell features:

- Universal capability
- EnviraCOM™ communications enabled
- Versatility
- Durability
- Diagnostic LED



R7184

Universal Interrupted Electronic Oil Primary

- Diagnostic LED
- Pump priming cycle
- Limited reset
- Limited recycle
- Valve-on and blower motor-off delay
- Cad cell flame strength indicator
- Interrupted or intermittent ignition
- EnviraCOM™ communications enabled



5 YEAR
WARRANTY

R8184

Protectorelay® Oil Burner Control

- Industry-standard intermittent ignition control
- Solid-state, flame-sensing circuit
- 45-second timing, safety switch
- Mounts on standard 4" x 4" junction box
- External button to manually reset safety switch after lockout



2 YEAR
WARRANTY

R8182

Combination Protectorelay® and Hydronic Heating Controllers

- Immersion-type Aquastat® controller and oil burner primary control
- Provides high limit and low limit/circulator control
- Use in intermittent ignition applications
- Circulator zone control with ZC and ZR terminals on R8182D, E, H, J



2 YEAR
WARRANTY

RA116A / RA117A

Universal Interrupted Electronic Oil Primary

- Versatile mounting for curved or flat surfaces
- Interrupted and Intermittent
- 75-second lockout timing
- Replaces many competitive models



2 YEAR
WARRANTY

Oil Primaries Selection Guide

OIL PRIMARIES					
			Specifications		
Ignition Type	Universal Service Part	Direct Service Part Replacement	Lockout Time (sec.)	Valve On Delay (sec.)	Blower Off Delay (min.)
Interrupted	R7184U1004	R7184U1004	15	0/15	0/2/4/6
		R7184A1026			
		R7184B1024		15	
		R7184P1098		15	0.25
	R7184U1012	R7184U1012	30	0/15	0/2/4/6
		R7184A1034			
	R7184U1020	R7184U1020	45	0/15	0/2/4/6
		R7184A1042			
Intermittent	R7184U1004	R8184G4066	15		
	R7184U1012	R8184G4033	30		
	R7184U1020	R8184G4009	45		
R8184M1051	R8184M1051				

(1) Includes 40 VA transformers and heat/cool thermostat connections for warm-air furnace applications.

R8182 COMBINATION AQUASTAT AND OIL PRIMARY					
Direct Service Part	Features and Functions			Includes	Upgraded Cross-Reference
	Mounting	Differential Temperature (°F)			Honeywell
		High Limit	Low Limit/ Circulator		
R8182D1079	Vertical	10 fixed	10 to 25	Heat-Conductive Compound	R8182E1118
R8182D1111	Horizontal	10 fixed	10 to 25	Heat-Conductive Compound	R8182D1129
R8182H1070	J Box	10 fixed	10 to 25	Heat-Conductive Compound	
R8182J1042	J Box	15 fixed		Heat-Conductive Compound	R8182J1059

STACK SWITCHES			
Model Number	Ignition Type	Replaces	
RA116A1055	Intermittent	RA116A1063	
RA117A1047	Interrupted		

Specifications		Cross-Reference			
Alarm Contacts	Manual Trip Lever w/ LED Indicator	Honeywell	Beckett	Carlin	White-Rodgers
Yes	Yes	R7184P1031, R7184P1049, R7184P1056, R7184P1064, R7184P1072	7505P125M	50200-02S, 602000-02S, 6020002S015120, 6020002S030015, 6020002S030015, 6020002S030030, 6020002S030120, 6020002S030300, 6020002S030010	
		R7184A1075, R7184A1000	7505A0000	40200-02S	669-640,669-670
		R7184B1032, R7184B1016	7505B1500		
		R7184P1080	7505P1515		
Yes	No				
		R7184A1018		42230-02S	669-440, 669-445, 669-470, 669-540
Yes	No				
	Yes	R8184G1294, R8184G1302, R8184G4074, R8184G4033, R8184G4090, G1427, G4058	7505A0000		668-601, 668-670
	Yes	R8184G1393, R8184G1302, R8184G4074, R8184G4033			668-501
Yes	Yes	R8184G1286, R8184G1427, R184G4025, R8184G4082, R8184G1458, G4108		48245-S	668-401, 668-0415, 668-430, 668-515
Yes					668-430
Yes		Yes (no LED)			
		R8184M1002			668-441, 668-451, 668-454

CAD CELL SELECTOR GUIDE							
Product Number	CAD Cells (1)	Lead Length (in.)	Wire Termination	Mounting Bracket	Includes	Tradeline Value	Replaces
C554A1315	120320	30	Stripped	Type B		Tradeline	
C554A1463	130367	60	2 Flag 1/4" QC	Type R	A, B, E, J and P Mounting Brackets and Fuel Line Adaptor	Super Tradeline	C554A1307, C554A1315, C554A1398, C554A1133, C554A1174, C554A1372, C554C1570, C554A1216, C554A1927, C554A1794
C554A1794	130367	60	Stripped	Type R	E Mounting Bracket and Fuel Line Adaptor	Tradeline	C554A1307, C554A1927

Notes:


*120320 replacement CAD cell 7.5 MA minimum sensitivity at 2' candles.

*130367 high-sensitivity CAD cell 12 MA minimum sensitivity at 2' candles.

For a complete cross-reference, visit www.customer.honeywell.com

Outdoor Reset

What can happen when you combine the industry leading electronic triple action oil Aquastat® with a simple to install outdoor reset solution? The result is the Honeywell AquaReset™, which can lead to increased sales for you and energy savings for homeowners. We have taken our electronic Aquastat and integrated true outdoor reset, making setup almost as easy as one-two-three. Designed to save the homeowner money by improving boiler efficiency up to 15 percent*, giving contractors up-sell opportunities and easy installation makes Honeywell's AquaReset outdoor reset, done right!



*Honeywell Inc. 1979 Study; Control Systems Providing Energy Savings with single and multi-zone Hydronic Heating. 15% is the average energy savings and can only be achieved when installing an outdoor reset model, domestic hot water priority is off and the unit is installed as directed.

L7224R1000

Honeywell AquaReset Outdoor Reset System

- Universal applications with electronic Aquastat®
- System set-up through multi-function Aquastat display
- Designed to improve boiler efficiency and energy consumption
- Easy three-wire installation to Aquastat



W8735S1000

Honeywell AquaReset Outdoor Reset Kit

- Compatible with any Honeywell outdoor reset ready Aquastat®
- System set-up through multi-function Aquastat display
- Designed to improve boiler efficiency and energy consumption
- Easy three-wire installation to Aquastat



W8735S1008

Honeywell AquaReset Domestic Hot Water Kit

Required for domestic hot water override with some Honeywell's AquaReset installations*

- Compatible with Honeywell AquaReset system and kit
- Ensures domestic hot water needs are met when combining AquaReset with an indirect DHW tank.
- Easy three-wire installation to AquaReset module

* Kit required to enable domestic hot water override functionality with Indirect DHW tank when the Zr terminal on the Aquastat® is not used or available for DHW demand. See instructions or visit customer.honeywell.com for complete details.



Aquastats®

The boiler industry standard, Honeywell Aquastats have a proven track record, wide OEM new equipment usage and a large installed base. Our electronic Aquastat family builds on this reputation while adding performance-enhancing features. Honeywell service parts have you covered, offering universal compatibility and improved service call efficiency — while keeping both distributor and contractor satisfaction in mind.

When selecting an Aquastat for your next job, look for these Honeywell features:

- Broad range and flexibility covers a variety of applications and needs
- Universal versions allow multiple mounting and configuration capability
- Universal versions reduce inventory and assure truck availability
- Electronic versions include communications as a standard feature, allowing add-on efficiency, troubleshooting and monitoring capability
- EnviraCOM™ communications enabled



L7224

Universal Oil Electronic Aquastat

- Diagnostic updates through easy-to-read LED displays
- +/- 2° F accuracy and faster response times
- Adjustable high- and low-limit differential
- Outdoor reset functionality available with W8735S1000
- Provides multizone control
- Immersion type controllers that combine high-limit protection with low-limit and circulator control in hydronic heating systems
- Thermowell horizontal or vertical and flush mounting
- EnviraCOM™ communications enabled



L8124/L8148

Triple Aquastat Relay

- Oil and gas versions
- High-limit or high-and-low-limit versions
- Mounts directly on boiler horizontally or vertically
- Provides multizone control
- Immersion-type controllers that combine high limit protection with low limit and circulator control in forced hydronic heating systems
- The L8148 includes a transformer to provide power for the low-voltage control circuit
- Gas versions include a transformer to provide power for the low voltage circuit



L6006/L4006

Aquastat Controller

- Totally enclosed Micro Switch snap-acting switches operate on temperature rise to setpoint
- Visible control point scale and external adjustment screw permit easy setting
- Horizontal or vertical insertion of sensing element
- Direct or well immersion of the sensing element
- SPST and SPDT switching action



L6008/L4008

Aquastat Controller

- Visible control point scale and external adjustment screw permit easy setting
- Horizontal or vertical mounting of the remote element into boiler, tank or other container
- Fast-responding remote temperature sensor
- SPDT or SPST switching action



Single-Function Aquastat® Selection Guide

		SENSOR AND THERMOWELL			FEATURES AND FUNCTIONS			
Product Number ¹	Switch Configuration	Thermowell Included	Thermowell Spud Size — 14 NPT (in.)	Capillary Length (in.) ²	Manual Reset	Operating Temperature Range (°F)	Factory Stop (°F)	
L4006A1009	SPST - N.C. (break on rise)	Yes	1/2	1-1/2		100 to 240		
L4006A1017		Yes	1/2	1-1/2		100 to 240		
L4006A1132		Yes	3/4	3		100 to 240	160	
L4006A1678					3		100 to 240	
L4006A1959					3		40 to 180	
L4006A1967		Yes	1/2	1-1/2			100 to 240 ³	
L4006A2007					3		100 to 240	
L4006A2148					3		100 to 200	
L4006E1042						Yes	130 to 270 ³	240
L4006E1067					3	Yes	130 to 270	
L4006E1091					3	Yes	130 to 270	
L4006E1125					3	Yes	100 to 200	
L4006H1004					1-1/2		100 to 240 ³	240
L4006G1022					3		100 to 200	
L4008A1015					66		100 to 240 ³	
L4008A1130					120		130 to 270	
L4008A1189					66		130 to 270	
L4008E1156					66	Yes	130 to 270	250
L4008E1305					66	Yes	100 to 240	240
L4008E1313					66	Yes	100 to 200 ³	
L4008E1347				66	Yes	40 to 180 ³		
L4006B1007	SPST - N.O. (make on rise)	Yes	1/2	1-1/2		100 to 240		
L4006B1155				3		100 to 240		
L6006A1004	SPDT	Yes	1/2			100 to 240		
L6006A1012		Yes	1/2	1-1/2		100 to 240		
L6006A1145					3		100 to 240	240
L6006A1244					3		100 to 240	
L6006C1018							65 to 200	
L6008A1093					66		-30 to 70 ³	
L6008A1192					66		100 to 240	240
L6008A1242					66		100 to 200 ³	

All mounting is universal horizontal or vertical mounting unless noted. All Tradeline Aquastats® include heat-conductive compound.

¹ Product Numbering

400X=SPST, 600X=SPDT

X006=Thermowell Sense, X008=Remote Sense

A Make on Rise

B Break on Rise

D Break on Rise w/o Cover

E Make on Rise w/Manual Reset

G Two SPDT

H Make on Rise w/Strap-On Mount

² Capillary Length

If less than 3' then insulation depth of thermowell

³ All manual reset models comply with the CSD-1 requirement for Manual Reset. Devices with maximum Range of 200°F, 190°F 180°F are designed to meet local code requirements regarding maximum setpoints. Units having scale ranges above 240°F do not comply with ASME Section IV for boilers, use 240 Maximum range Aquastats.

⁴ Electrical Ratings

A Millivolt: 0.25 A @ 0.25 to 12 Vdc; AFL: 8 A @ 120 Vac/5.1 A @ 240 Vac ALR: 48 A @ 120 Vac/30.6 A @ 240 Vac

D Millivolt: 0.25 A @ 0.25 to 12 Vdc; AFL: 1.3 A @ 240 Vac/8 A @ 120 Vac; ALR: 48 A @ 120 Vac/30.6 A @ 240 Vac

B AFL: 2.6 A @ 120 Vac/1.3 A @ 240 Vac; ALR: 15.6 A @ 120 Vac/7.8 A @ 240 Vac

H AFL: 8 A @ 120 Vac/1.3 A @ 240 Vac; ALR: 48 A @ 120 Vac/30.6 A @ 240 Vac

FEATURES AND FUNCTIONS		NOTES	CROSS-REFERENCE
Differential Temperature (°F)	Electrical Ratings ⁴	Notes	OEM or Trade Product Number
5 Fixed	A		
5 to 30	A		L4080B, L4080D Families, L4006A1058, L4006A1827, L4006A2015
5 Fixed	A		L4006A2023
5 to 30	A		
2 Fixed	B		
5 to 30	A		
5 to 30	A		
5 to 30	A		
	A	Canada Only	
	A		L4006E1091, L4006E1109, L4006E1117, L4006E1125, L4006E1133
	A		
	D		
	D	Bracket for Strap-On Mounting	
7	H	Canada Only	
5 to 30	A		
5 to 30	A		
5 to 30	A		
	A		L4008E1040, L4008E1248, L4008E1321
	A		L4008E1271, L4008E1313
	A	Meets Certain State Specific Boiler Inspector Requirements	
	A		
5 Fixed	A		
5 to 30	A		L4006B1189, L4008B1163
5	A		Obs
5 to 30	A		L6006A1160, L6006A1269, L6006A1301, L6006A1327, L6006A1335
5 to 30	A	Horizontal Mount Only	L4006A1004
5 to 30	A		
5 to 30	A	Includes Surface Mount Using 1/4" NPT Female Threads or Surface Mount Through Base of Case	L6006C1034, L6006C1059
5 to 30	A		L6008A1010
5 to 30	A		
5 to 30	A		

For a complete cross-reference, visit www.customer.honeywell.com

Multi-Function Aquastat® Selection Guide

Product Number	FUEL		LOW LIMIT		HIGH LIMIT	
	Gas	Oil	Operating Range, Low Limit (°F)	Differential Temperature, Low Limit (°F)	Operating Range, High Limit (°F)	Differential Temperature, High Limit (°F)
L6081A1010	•	•	110 to 220		130 to 240	10 fixed
L6081A1036	•	•	110 to 220	10-25	130 to 240	10 fixed
L8148E1265	•				180 to 240	15 fixed
L8124E1016	•		110 to 220	10 to 25	130 to 240	10 fixed
L8148J1009	•				120 to 240	8 fixed
L7224U1002		•	110 to 220	10 to 25	130 to 240	5 to 20 adj.
L8124A1007		•	110 to 220	10 to 25	130 to 240	10 fixed
L8124C1003		•	110 to 220	10 to 25	130 to 240	10 fixed
L8124G1020		•	110 to 220	10 to 25	130 to 240	10 fixed
L8124L1011		•	110 to 220	10 to 25	130 to 240	10 fixed
L8148A1017		•			140 to 240	8 fixed

* Replacement Sensors for the 7224U.

OS Number	Length
50001464-001	12"
50001464-004	36"
50001464-005	48"

FEATURES AND FUNCTIONS					CROSS-REFERENCE
Factory Stop (°F)	Switching Action	Anticipator Setting	Mounting	Notes	OEM Part Number
	SPDT		H		L6081A1069
	SPDT		H		L4081A1023, L4081A1148, L4081A1155, L4081A1171, L4081A1189, L4081A1197
	2 SPST: High Limit & Circulator	0.2 A	V		L8148E1158, L8148E1182, L8148E1216, L8148E1065
	2 SPST: High & Low Limit	0.2 A			
240	2 SPST: High Limit & Circulator	0.2 A	V/H		
	3 SPST: High and Low Limit, Circulator	0.1 A	V/H/F	Universal Oil, Digital Display and Settings, Used with Oil Burner Applications, EnviraCOM® Communications	All L8124A or C, L8148A or C, L7224A or C, L7248A or C, L8151A
		0.2 A	V		L8124A1015, L8124A1015, L8124A1049, L8124A1106, L8124A1114, L8124A1130, L8124A1155, L8124A1015
	2 SPST: High & Low Limit	0.2 A	H		L8124C1094, L8124C1102
	2 SPST: High & Low Limit	0.2 A	V		L8124G1004, L8124G1012
	2 SPST: High & Low Limit	0.2 A	H		L8124L1003, L8124L1029, L8124G1038, L8124G1046
240	2 SPST: High Limit & Circulator	0.2 A	H		L8148A1165, L8148A1157, L8148A1124, L8148A1090, L8148A1082, L8148A1009

For a complete cross-reference, visit www.customer.honeywell.com

Relays/Contactors/Transformers

Honeywell offers a complete range of relays, contactors and transformers for all your residential and commercial HVAC applications. All Honeywell products are designed to exceed safety and industry life cycle standards. In order to meet these criteria, a statistically significant sample of Honeywell products are tested to failure and to our stringent qualification requirements. This testing methodology enables Honeywell to verify that these products will exceed industry standards.

R24 Electric Heat Sequencers

The positive temperature coefficient (PTC) heater element provides voltage compression over a wide voltage range without danger of over-heating at high voltage. It is self-current limiting, and assures device actuation under low-voltage conditions. The PTC has the unique feature of always stabilizing at a specific temperature, regardless of ambient temperature or voltage. This will allow the use of a common device over a wide voltage range.



ELECTRIC HEAT SEQUENCERS													
Product #	Switches	Timings	Timings — ON					Timings — OFF					
			M1-M2	M3-M4	M5-M6	M7-M8	M9-M10	M1-M2	M3-M4	M5-M6	M7-M8	M9-M10	
R24AA1008	1	1	1-20						40-110				
R24AA3004	1	1			30-90						1-30		
R24BA1006	2	1	1-20	1-20					40-110	40-110			
R24BA3002	2	1			30-90	30-90					1-30	1-30	
R24CB4007	3	2	1-110	1-110	1-110				1-110	1-110	1-110		
R24DB4005	4	2	1-110	1-110	1-110	1-110			1-110	1-110	1-110	1-110	
R24ED5007	5	4	1-160	1-160	1-160	1-160	1-160		1-160	1-160	1-160	1-160	1-160
R24AA3429 Canada	1	1	15-35						25-55				
R24AA3437 Canada	1	1	1-110						1-110				

HEAT PUMP — AIR HANDLER MODEL				
Model #	Switches	Timings	Heat	Cool
R24AA2006	1	1	1-60	75-95

Temperature:	-50° F to 165° F	Table Notes: • M1-M2 and M3-M4 are always first switches to turn ON and last to turn OFF. All other switches are random ON and random OFF. • R24ED5007 Switch contacts designated F1-F2 instead of M1-M2. • R24BB3428 is Double Pole Double Throw model. • R24AA2006 is a Single Pole Double Throw model for Heat Pump Applications. • These contacts switch simultaneously. ON Time: Elapsed time (min. to max.) to make contact after heater is energized. OFF Time: Elapsed time (min. to max.) to break contact after heater is de energized.
Terminations:	Solder or screw type 1/4" quick connect	
Ratings:	Estimate — 25 A resistive and 14 A inductive at 120 Vac	
SPST:	Single Pole Single Throw	
DPST:	Double Pole Single Throw	
SPDT:	Single Pole Double Throw	
DPDT:	Double Pole Double Throw	
Agency:	UL/CSA	

Transformers

Honeywell offers NEMA — standard DC20-1992 and general purpose transformers. These transformers are available with single or multiple input voltages and with foot, conduit and plate mounting options. Transformers with circuit breakers that can be manually reset by pressing a button are also available. Honeywell also designs transformers for specific environmental requirements and with specialized termination options.



TRANSFORMERS											
Electrical Ratings (VA)	Electrical Ratings (Input Voltage)	Product Number	NEMA Rated	Mounting	Main Connections	Secondary Connections	Frequency	Dimensions (in.) H x W x D	Special Features		
19 VA	120 Vac	AT20A1123	Yes	F	L	L	A	2 x 2 1/4 x 1 7/8			
40 VA	120 Vac	AT72D1006		P		S		3 7/32 x 2 7/32 x (1 1/16 into x 2 in. above plate)			
		AT72D1089		F		S		3 7/32 x 2 7/32 x 3 1/16			
		AT72D1188		P		L					
		AT72D1683		M		S					
		AT72D1956		M		L		3 7/32 x 2 7/32 x 3 1/16	Available only in Canada		
		AT72D1691		M		S					
48 VA	277 Vac	AT87A1189		F		L		L	B	2 15/16 x 2 7/32 x 2 1/4	Energy limiting overload protection
	480 Vac	AT87A1155		F				L			Energy limiting overload protection
50 VA	120/208/240 Vac	AT87A1106		M				S			Built-in protection; Primary winding burnout
20 VA	120 Vac	AT120B1028	No	F	L	L	B	1 11/16 x 3 3/16 x 1 3/4	Metal end bells		
	120/208/240 Vac	AT120A1004		M		S		2 7/8 x 1 7/8 x 2 15/16	Metal end bells		
40 VA	120 Vac	AT140A1000		M		S		3 3/16 x 2 3/8 x 3 1/8	Metal end bells		
		AT140B1206		F		L		1 11/16 x 3 1/2 x 1 3/4	Plastic end caps		
		AT140A1018		M		S		3 3/16 x 2 3/8 x 3 1/8	Metal end bells		
		AT140B1214		F		L		1 11/16 x 3 1/2 x 1 3/4	Plastic end caps		
50 VA	120/208/240 Vac	AT150A1007		M		L		S	A	1 11/16 x 3 3/16 x 1 3/4	Metal end bells
		AT150F1022		M				L			3 3/16 x 2 3/16 x 3 5/8
	208/277/480 Vac	AT150F1030		M				L			3 3/16 x 2 3/16 x 3 5/8
	277 Vac	AT150B1252		F		L, Q		L, Q		1 11/16 x 3 1/2 x 1 3/4	Plastic end caps
75 VA	120/208/240 Vac	AT175A1008	No	M	L	S	B	3 3/16 x 2 3/8 x 3 5/8	Metal end bells		
		AT175F1023		M		L		3 3/16 x 2 3/16 x 3 15/16	Button for resetting circuit breaker & metal end bells		
	208/277/480 Vac	AT175F1031		M		L		3 3/16 x 2 3/16 x 3 15/16	Button for resetting circuit breaker & metal end bells		
	120 Vac	AT88A1005		F		L					
	208/240 Vac	AT88A1021		F		L		A	2 15/16 x 2 3/16 x 3 5/16	Internally fused secondary for overload protection	
	480 Vac	AT88A1047		F		L					


Frequency:	A — 60 Hz/50 Hz; B — 60 Hz;
Mounting:	C — Conduit ; F — Foot; P — Plate; M — Foot, Conduit, Plate (F models do not come with plate options)
Connections:	L — Leadwires (9 in. to 13 in.); Q — Quick Connects; S — Screw Terminals
Approval	UL, CSA

Relays/Contactors/Transformers

Relays

Honeywell's switching relays are available in multiple configurations for various applications. For whatever you need — general purpose relays or electric heat relays — Honeywell has you covered.

- **General Purpose and Heavy-Duty Switching Relays** — R4222, R8222, R4228 and R8228 for use in refrigeration and air-conditioning equipment, appliances and vending machines
- **Time Delay Relay** — ST82 combines the R8222 or R8228 relay for use in compressor-run air conditioning and heat pump systems; this product features an electronic timer that delays blower shut off after the compressor has shut off.
- **Fully Enclosed Line and Low-Voltage Fan Relays** — R4225 and R8225 for control of line voltage fan motors and auxiliary circuits.



- **Electromechanical relays for conventional 24 V thermostats**
 - RC840 for use with two or three-wire thermostats to control baseboard, convectors, radiant ceiling and duct heaters
 - Immediate relay activation, improved temperature control and comfort, no 90-second on/off delays as with thermal relays.
 - Epoxy soundproofing, quiet operation.
 - Terminal board connection, easier installation uses less space.
- **Triac relay for pulsed output thermostats**
 - RT850 for use with two or three-wire thermostats to control baseboard, convectors, radiant ceiling and duct heaters
 - Superior temperature control when used with fast cycling thermostats
 - 100 percent silent solid state relay switching



RELAYS							
Input Voltage/ Coil Voltage	Switching	Product Number	Full Load Amp Rating	Frequency	Dimensions (in.) H x W X D	Electrical Connections (main)	Special Features
24 Vac	DPST N.O.	R8228D1018	5.5	A	1 7/8 x 2 5/32 x 2 3/8	Q	
24 Vac	DPDT (1 P & 1 P Duty)	R8222V1003	12				
	DPDT — Pilot Duty	R8222N1011					
	DPDT	R8222D1014					
	DPDT	ST82D1004					
SPDT	R8222B1067						
120 Vac	DPDT — Pilot Duty	R4222N1002	14		2 7/32 x 2 1/16 x 2 9/16		
	DPDT	R4222D1013					
	SPDT	R4222B1082					
208/240 Vac	DPDT	R4222D1021	18		A		1 7/8 x 2 5/32 x 2 3/8
	SPDT	R8225A1017					
24 Vac	DPST N.O.	R8225D1003	14	B	2 11/16 x 2 1/2 x 3 7/16	L	
120 Vac	SPDT, 1 N.O., 1 N.C.	R4225A1008					
24 Vac	SPDT	R8228B1012					
ELECTRIC HEAT RELAYS							
24 Vac	DPST	R8229A1005	7	B	2 3/16 x 2 3/32 x 2 1/4	CHS	
		R8229A1021					
24 Vac	SPST	R841D1036	14	A	3 7/8 x 2 13/16 x 1 1/2	L	18 A resistive @ 120/208/240 Vac; Requires transformer; Canada — replaces R841D1028
208/240 Vac	SPST	R841C1169					18 A resistive @ 120/208/240 Vac; Integral transformer; Canada — replaces R841C1029
240 Vac	SPST	R841E1068					22 A resistive @ 120/208/240 Vac; Dual load/integral transformer
347 Vac	SPST	R841C1144					
600 Vac	SPST	R841C1151					18 A resistive @ 120/208/240 Vac; Integral transformer; Available only in Canada
ELECTRIC FURNACE SEQUENCER							
24 Vac		R8330D1039	7.2	B	3 1/16 x 4 13/16 x 2 11/32	T	
ELECTRIC HEAT CONTACTOR							
24 Vac	DPST	R8246A1038	30		2 3/16 x 2 1/4 x 3 5/16	Q, S	

AUBE ELECTRIC HEAT RELAYS							
Input Voltage/ Coil Voltage	Switching	Product Number	Full Load Amp Rating	Frequency	Dimensions (in.) H x W X D	Electrical Connections (main)	Special Features
24 Vac	SPST	RC840	16 @ 120 Vac 13 @ 208 Vac 12 @ 240 Vac	B	2 11/16 x 3 21/64 x 1 27/64	L	22 A Resistive @ 120/208/240 Vac 19 A Resistive @ 277 Vac 18 A Resistive @ 347 Vac Requires transformer
		RC840T-240	13 @ 208 Vac 12 @ 240 Vac		2 45/64 x 3 11/32 x 1 27/64		22 A Resistive @ 208/240 Vac; Integrated transformer; Available only in Canada
		RC840T-347			18 A Resistive @ 347 Vac; Integrated transformer		
24 Vac 4-32 Vdc	SPST (Solid state relay)	RT850	N/A	4 13/64 x 4 11/64 x 1 57/64			23 A Resistive @ 120/208/277/347 Vac Guaranteed OFF signal: 5 Vac, 2 Vdc
24 Vac		RT850T-240					23 A Resistive @ 208/240 Vac; Integrated transformer Guaranteed OFF signal: 5 Vac
		RT850T-347					23 A @ 347 Vac; Integrated transformer Guaranteed OFF signal: 5 Vac

Frequency:	A — 60 Hz/50 Hz; B — 60 Hz, C — 50 Hz	SPST:	Single Pole Single Throw
Approvals:	UL, CSA	DPST:	Double Pole Single Throw
Temp Rating:	-20° F to +150° F; 115° F max for R8225	DPDT:	Double Pole Double Throw
Connectors:	CHS — Combination Head Screw; L — Leadwires; Q — Quick connect; T — Terminals	SPDT:	Single Pole Double Throw

Relays/Contactors/Transformers

Contactors

Honeywell offers definite-purpose contactors for heating, cooling and refrigeration applications.

- Available in 1, 2, 3 and 4 pole configurations.
- Multiple input voltage range from 24/120/208/240 configurations.
- Available in 25, 30, 40, 50, 60, 75 and 90 Amp configurations.
- Meet ARI 780 and UL/CSA/CUR standards.
- Quick connects for coil termination.
- Hex screw and quick connects on units up to 30 A; lugs on units rated at 40 A and above.



ECONOMY CONTACTORS								
Poles	Contact Ratings (AFL @ 240, 277, 480, 600 Vac)	Input Voltage/Coil Voltage	Product Number	Dimensions (in.) H x W x D	Main Connections	Coil Connections	Contact Ratings (Resistive @ 240, 277, 480, 600 Vac)	Special Features
1 with shunt	30	24 Vac	DP1030A1000	2 7/32 x 2 1/2 x 3 5/16	CHS	Q	48 A	
2	30	24 Vac	DP2030A1003	3 1/4 x 3 5/8 x 3 7/8			48 A	
		120 Vac	DP2030B1002	2 7/32 x 3 5/16 x 2 5/32			40 A	
		208/240 Vac	DP2030C1001	2 7/32 x 2 1/2 x 3 5/16			40 A	
		24 Vac	DP2040A1002	2 3/8 x 3 5/16 x 2	50 A			
	120 Vac	DP2040B1001						
	208/240 Vac	DP2040C1000						
POWERPRO CONTACTORS — ARI 780/790 RATED								
1 with shunt	25	24 Vac	DP1025A5005	2 7/32 x 2 1/2 x 3 5/16	CHS	Q	30 A	
	30		DP1030A5013	2 7/32 x 2 1/2 x 3 5/16	CHS		48 A	
	40		DP1040A5004	2 23/64 x 2 1/2 x 3 5/16	LC		50 A	
2	20	24 Vac	DP2020A5021	2 7/32 x 2 1/2 x 3 5/16	CHS	Q	30 A	
		120 Vac	DP2020B5038	2 7/32 x 2 1/2 x 3 5/16			30 A	
		24 Vac	DP2030A5004	3 1/4 x 2 5/8 x 3 3/4			48 A	Extra mounting HDW
		24 Vac	DP2030A5012	3 1/4 x 2 5/8 x 3 3/4				Extra mounting HDW
		120 Vac	DP2030B5003	2 7/32 x 3 5/16 x 2 5/32				Extra mounting HDW
		120 Vac	DP2030B5011	2 5/16 x 3 5/16 x 2 5/32				
	208/240 Vac	DP2030C5002	2 7/32 x 2 1/2 x 3 5/16					
	208/240 Vac	DP2030C5010						
	277 Vac	DP2030D5001						
	40	24 Vac	DP2040A5003	2 23/64 x 3 3/16 x 1 15/16	LC	Q, S	50 A	
		120 Vac	DP2040B5002					
		208/240 Vac	DP2040C5001					
3	30	24 Vac	DP3030A5003	3 7/64 x 3 5/8 x 2 13/32	CHS	Q, S	40 A	
		120 Vac	DP3030B5002					
		208/240 Vac	DP3030C5001					
		24 Vac	DP3040A5002				50 A	
		120 Vac	DP3040B5001					
		208/240 Vac	DP3040C5000					
	50	24 Vac	DP3050A5001	3 7/64 x 3 5/8 x 2 13/32	LC	Q, S	63 A	
		120 Vac	DP3050B5000					
		208/240 Vac	DP3050C5009					
		24 Vac	DP3060A5000				75 A	
		120 Vac	DP3060B5009					
		208/240 Vac	DP3060C5008					
	75	24 Vac	DP3075A5016	4 7/16 x 5 x 3 3/4	LC	Q, S	95 A	
		120 Vac	DP3075B5015					
		208/240 Vac	DP3075C5014					
		120 Vac	DP3090B5006				120 A	
		208/240 Vac	DP3090C5005					
		40	24 Vac				DP4040A5001	2 5/8 x 3 3/4 x 3 7/64
120 Vac	DP4040B5009							
208/240 Vac	DP4040C5000							
ELECTRIC HEAT CONTACTOR								
2	30	24 Vac	R8246A1038	2 3/16 x 2 5/16 x 3 5/16	Q, S	TCS, Q	48 A @ 240 Vac, 277 Vac	First pole resistive only, second pole resistive/inductive combined; ARI 780/790 rated

Connectors:	BHS — Binding Head Screw; Q — Quick Connect; SS — Sems Screw; CHS — #10-32 Combination Head Screw; S — #6 Screw; TCS — Terminal Clamp Screw; LC — Lug Connector	Approvals:	UL, CSA
Temp Rating:	-4° F to 149° F	ARI - 780:	500,000 cycle mechanical life; 200,000 cycle electrical life; 10,000 cycle recycle life

Fan Centers

For fan centers (relay and transformer combination), R8285 and R8239 NEMA rated units offer low-voltage control of line-voltage fan motors and auxiliary circuits in heating, cooling or air-conditioning systems.



FAN CENTERS									
Electrical Ratings (VA)	Electrical Ratings (Input Voltage)	Switching	Product Number	NEMA Rated	Dimensions (in.) H x W x D	Main Connections	Secondary Connections	Frequency	Special Features
40 VA	120 Vac	DPDT	R8239B1043	Yes	4 1/2 x 4 3/16 x 3 3/32	L	L	A	Super Tradeline*
		DPST	R8239D1007						Available only in Canada
		DPST (1 Power, 1 Pilot)	R8239D1015						Tradeline
		SPDT	R8239A1052						Tradeline
50 VA	120/208/240 Vac	DPDT	R8239B1076	No	4 3/16 x 4 1/2 x 2 13/16	L	L	A	Super Tradeline
40 VA	120 Vac	SPDT	R8285A1048						Tradeline
50 VA	120/208/240 Vac	DPDT	R8285B1053						Tradeline
50 VA	120 Vac	DPDT	R8285D5001						

Frequency:	A — 60 Hz/50 Hz; B — 60 Hz	SPST:	Single Pole Single Throw
Approvals:	UL, CSA	DPST:	Double Pole Single Throw
Temp Rating:	-20° F to +105° F	DPDT:	Double Pole Double Throw
Connectors:	L — Leadwires	SPDT:	Single Pole Double Throw
Mounting:	Standard 4 x 4 in. junction box		

* Super Tradeline models include extra hardware.

Defrost Controller

Choose the ST74 low-voltage time/temperature defrost controller for heat pumps.

- Resets the defrost cycle by remote contact closure.
- Mounts in outdoor section of heat pump.
- Utilizes special moisture barrier to protect circuitry.



DEFROST CONTROLLER			
Operation	Time On	Time Off — Selectable	Product Number
Remote Contact Closure	10 min.	50/70/90 min.	ST74A1053

Auxiliary Switches

Honeywell Auxiliary Switches work Honeywell models of 3-pole contactors.



AUXILIARY SWITCHES						
Product Number	Circuits	Configuration	Dimensions (in.) H x W x D	Contact Ratings (Resistive)	Maximum (Inrush) Current at 120/240/480/600 V	Use With
DP3AUX-1NO	1	Normally Open snap-on	2 26/32 x 2 17/32 x 7/16	10 A	60/30/15/12 Amps	DP3030 – DP3090 Contactors
DP3AUX-1NC	1	Normally Closed snap-on				
DP3AUX-1NO-1NC	2	Normally Closed/Normally Open snap-on				
DP3AUX-2NO		Normally Open snap-on				
DP3AUX-2NC		Normally Closed snap-on				

Telephone Access Module (TAM)

With the Telephone Access Module (TAM) from Honeywell, homeowners can adjust the comfort levels in their home, cabin or vacation retreat by simply using a telephone. Your customers can arrive home to the temperature they desire or monitor their home's HVAC systems when away. You can set the TAM so that they can even receive alerts if there's a problem with the HVAC system, or you can arrange to have the alerts sent straight to you as part of a monitoring service. Because the TAM utilizes Honeywell's EnviraCOM™ communications protocol, you'll have a wealth of information available for both monitoring and remote troubleshooting. For both homeowners and your business, the Honeywell Telephone Access Module provides peace of mind.

When selecting an TAM for your next job, look for these Honeywell features:

- Remote access to homes HVAC system
- Multiple dial-out alarms
- Work with complex HVAC systems: monitor and adjust the temperature in up to 36 zones
- Simple voice menu interaction

TELEPHONE ACCESS MODULE	
Part Number	Description
W8735D1009	2-Channel TAM
W8735D1017	4-Channel TAM

VISIONPRO IAQ TOTAL HOME COMFORT SYSTEM	
Part Number	Description
TH9421C1004	Thermostat Only
YTH9421C1002	Thermostat and Equipment Interface Module
THM5421C1008	Equipment Interface Module Only

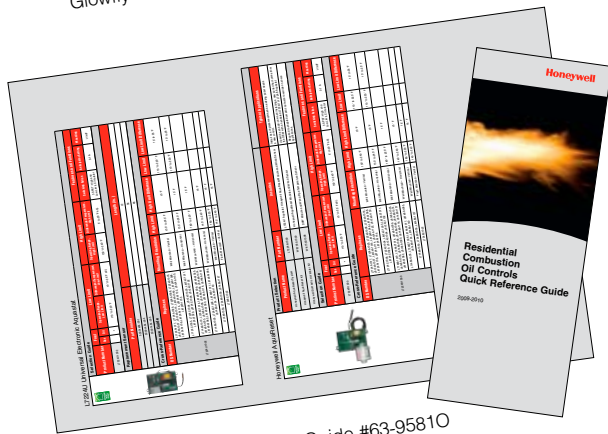


Sales Collateral


With Honeywell, you'll have access to sales materials that you can use to help grow your business. To order these and other residential combustion pieces visit literature.honeywell.com or customer.honeywell.com



Glowfly Brochure #67-7316



Oil Controls Quick Reference Guide #63-95810



Gas Controls Quick Reference Guide 63-9581G



Glowfly™ Point-of-Purchase (POP) Flashlight Display

Cardboard counter top or shelf display that holds six Glowfly six packs and six single packs. 21.75"w x 10.75"d x 11.5" h #67-7338



Universal Electronic Aquastat Acrylic Display

Acrylic Display that comes with L7224 Universal Electronic Aquastat pre-mounted. 14"w x 5"d x 12"h #63-9842



Electronic Oil Primary Display

Acrylic Display that comes with R7184 Electronic Oil Primary Control pre-mounted. 14"w x 5"d x 12"h #63-9841

Learn More

Call toll-free **1-800-328-5111**,
e-mail **info@honeywell.com** or
visit **customer.honeywell.com**.

Automation and Control Solutions

In the U.S.:

Honeywell

1985 Douglas Drive North

Golden Valley, MN 55422-3992

In Canada:

Honeywell Limited

35 Dynamic Drive

Toronto, Ontario M1V 4Z9

www.honeywell.com

63-9575 PR
October 2009
© 2009 Honeywell International Inc.

Honeywell