



Test Equipment Depot
1-800-517-8431

99 Washington Street
Melrose, MA 02176
Phone 781-665-1400
Toll Free 1-800-517-8431

Visit us at www.TestEquipmentDepot.com

EAGLE X

*X*TENDED LIFE COMBUSTION & SYSTEM ANALYZERS™



*X*TENDED LIFE
CO SENSOR


THIS CHANGES EVERYTHING

LOWEST COST OF OWNERSHIP




NO O2 SENSOR:

The new **Eagle X** Combustion & System Analyzers **eliminates** the number one hassle experienced by HVAC contractors, the **annual cost** and down time of **replacing the O2 sensor**. This new technology for combustion analysis replaces the everyday electro-chemical O2 sensor with the EOS Technology™ CO2 sensor, **lowering the cost of ownership**.



EOS TECHNOLOGY:

The **new EOS** CO2 sensor takes **direct CO2 measurements** and calculates the O2 level. This CO2 sensor has no physical contact with the gas, so there is **no deterioration** of the sensor **over time**. This exclusive EOS sensor has a **5 year limited warranty** and an unmatched industry-leading life expectancy of 10 years!




NEW EOS VS Electro-Chemical Sensors:

In an electro-chemical sensor, the gas measured passes into the sensor to an electrode where it produces a chemical reaction generating a current. The amount of current created is relative to the level of gas detected.

This process eventually wears down the sensor causing accuracy to drift and eventually losing all current output all together. Any mathematical calculations based on these measured levels will also drift accordingly. The typical industry standard life span of these sensors is between one to two years pending use.

In the Electro-Optical Sensor, or EOS Technology™, the gas flows between an Infrared transmitter and a receiver. The receiver detects the gas particles and communicates the level as a result. The advantage to this process is there are no parts to wear down and no physical cause for accuracy drifting. This benefits all calculations that are based on the measured value by maintaining a longer and higher level of accuracy.



Xtended LIFE CO SENSOR:

The **Eagle X** also offers a **new Xtended Life CO Sensor**, which has a life expectancy of 5 years and is backed by a **5 year limited warranty**. Reducing the sensor's replacement frequency helps to **minimize** the analyzer's **cost of ownership** to just the CO sensor calibration. Most manufacturers recommend annual calibration to maintain sensor specifications.

ALL YEAR HVAC SYSTEM ANALYZER

COMBUSTION:

- Verify Ambient CO
- Verify CO Air Free
- Verify Proper Combustion
- Verify Combustion Gas, Make Up O2, CO, CO2, Excess Air
- Verify Stack Loss and Efficiency

Allows for live fire / real time analysis and trouble shooting, while verifying and documenting needed adjustments, repairs or replacements.

MODULATING & MULTI STAGE SYSTEM SET UP & TESTING:

The UEi Eagle 2X allows the technician to simultaneously set gas pressure while doing a combustion test. Which allows for live fire viewing of combustion gases (over / under fire) while viewing and setting gas pressure to manufacture suggested specifications.

USER PROGRAMMABLE AUXILIARY SCREEN:

The auxiliary screen allows the tech to choose from an assortment of HVAC test parameters they want to view while performing various HVAC applications. This screen also allows a variety of test to be done simultaneously.

TEMPERATURE:

- Temperature rise
- Temperature differential
- Temperature drops across Coil
- Inlet temperature
- Stack temperature
- Super heat temperature side
- All "K" thermocouple probes, clamps, wraps and contact applications.

TEST, VERIFY AND DOCUMENT

Saving and recalling stored data readings to view or print is easy. The Eagle X can save results and print documentation for each test, providing customers with peace of mind with tangible results showing before and after readings as **facts, not opinions**, on the comfort system's operation and safety.

MANOMETER PRESSURE:

- Gas pressure
- Vent pressure / draft
- Static duct pressure
- Pressure drops across coil
- Limit switches
- Pressure switches
- Zone pressures
- Building pressures

PRESSURE & TEMPERATURE:

These tests may be selected by setting up the auxiliary screen to read pressure and temperature. Allowing for simultaneous readings of Static pressure and temperature drops across coil or system.

HEAT EXCHANGER INTEGRITY:

A live fire test to verify any pre-blower and post blower combustion gas variances. Providing analysis and documentation of any unordinary fluctuations in stack gas readings.

ROOM CO

Test for ambient CO Health Hazards within Residential or Commercial Applications. Detect and log ambient CO caused by a combustion appliance lacking proper venting, unsafe operation or improper installation. Also detect back drafting associated with negative pressure.

Combustion

```

C155 1.0
YOUR COMPANY NAME &
PHONE NUMBER HERE

DATE 08/19/09
TIME 20:18:00

FUEL Nat Gas

COMBUSTION
.....
LOG 01

O2 % 8.9
CO2 % 6.8
CO PPM 16
FLUE *F 101.6
INLET *F 74.1
NETT *F 27.5

EFF (G) 95.0
LOSSES 10.7
XAIR % 74.1

CO/CO2 0.0002
CO AIR FREE 27

PRS INH20 0.14

.....
Customer
.....
Appliance
.....
Ref.
.....
    
```

Heat Exchanger

```

C155 1.0
YOUR COMPANY NAME &
PHONE NUMBER HERE

DATE 08/19/09
TIME 15:09:06

FUEL Nat Gas

EXCHANGE
.....
LOG 04

Prior to Blower On
CO PPM 23
O2 % 7.0
XAIR % 50.3
DATE 08/19/09
TIME 15:09:06

After Blower On
CO PPM 14
O2 % 7.5
XAIR % 55.9
DATE 08/19/09
TIME 15:10:06

Variance
ΔCO PPM -9
ΔO2 % 0.5
ΔXAIR % 5.6
    
```

Temperature

```

C155 1.0
YOUR COMPANY NAME &
PHONE NUMBER HERE

DIFF TEMP
.....
LOG 01
TIME 17:17 08/25/09

T1 *F 93.3
T2 *F 72.7
ΔT *F 20.6

.....
Customer
.....
Appliance
.....
Ref.
.....
    
```

Draft/Pressure

```

C155 1.0
YOUR COMPANY NAME &
PHONE NUMBER HERE

DATE 08/19/09
TIME 20:18:00

PRESSURE
.....
LOG 04

PRS INH20 0.220

.....
Customer
.....
Appliance
.....
Ref.
.....
    
```

CO Room

```

C155 1.0
YOUR COMPANY NAME &
PHONE NUMBER HERE

ROOM CO TEST
.....
LOG 01
TIME :6:27 08/03/06

TEST CO PPM
0 00
1 00
2 00
3 00
4 00
5 00
6 00
7 00
8 00
9 00
10 00
11 00
12 00
13 00
14 00
15 00

MAXIMUM CO 04

.....
Customer
.....
Appliance
.....
Ref.
.....
    
```

Auxiliary

```

C155 1.0
YOUR COMPANY NAME &
PHONE NUMBER HERE

DATE 08/25/09
TIME 08:16:34

FUEL L Oil

AUX
.....
NO ppm N/F
COamb ppm 0
O2 % 20.3
BAT % AC

.....
Customer
.....
Appliance
.....
Ref.
.....
    
```

EAGLE X: FEATURES & SPECIFICATIONS

Measures

- NEW!** → • CO2 (EOS Technology)
- NEW!** → • CO (Long Life Sensor)
- Inlet Temp/Flue Temp
- Hi-Res Differential Manometer (select 0.01"/0.001"wc)
- NO (EAGLE 3X: installed, EAGLE 2X: available as upgrade)

Calculates

- NEW!** → • O2
- Net Temp
- Efficiency
- Excess Air
- Differential Temp (T1-T2)
- Differential Pressure (P1-P2)

PreProgrammed Fuels

- Natural Gas
- Propane
- Heavy Oil
- Light Oil
- NEW!** → • Bio Fuel
- NEW!** → • Wood

Features

- NEW!** → • Gas Zero[†]
- NEW!** → • High level CO alarm
- CO data logger
- Heat exchanger test
- Worklight
- 4 line backlit LCD display
- 179 memory positions
- User customizable auxiliary screen
- User programmable headers
- Individual report printouts
- Time and date stamp
- Rotary style selector
- Protective boot w/integral magnet
- Real time clock
- CO readings as low as 1 ppm
- Infrared printer port
- Low battery indicator
- Field replaceable sensors (*USA ONLY*)
- NEW!** → • 5 year limited warranty (including sensor)



Temperature	EAGLE X: C155 & C157
Flue Temp Range	20~2400°F (-29~1315°C)
Inlet Temperature (probe - T2)	20~2400°F (-29~1315°C)
Inlet Temperature (ambient)	32~112°F (0~50°C)
Net Temperature (ΔT)**	20~2400°F (-29~1315°C)
Resolution	0.1°C/F
Flue (T1, Inlet T2 & ΔT) Accuracy	±(0.3% rdg +3.6°F(2°C))
Inlet Temperature Accuracy	±(0.3% rdg +1.8°F(1°C))

Gas	EAGLE X: C155 & C157
Oxygen	0~21%**
O2 resolution / accuracy	0.1% / ±0.3%
Carbon Monoxide (CO)	0~2000 ppm (4000 max 15 min)*
CO resolution / accuracy	1 ppm / ±10 ppm<100ppm, ±5% rdg>100ppm
Carbon Dioxide (CO2)	0~20%*
CO2 resolution / accuracy	0.1% / ±2%
Efficiency**	0~99.9%**
Efficiency resolution/accuracy	0.1% / ±3%
Excess Air**	0~250%**
Excess Air resolution/accuracy	0.1% / ±3%
CO/CO2 ratio**	0~0.999
CO/CO2 resolution/accuracy	0.001 / ± 5% rdg
Nitric Oxide (NO1)***	0~100 ppm
NO1 resolution/accuracy***	±2 ppm <30ppm ±5ppm <100ppm

Pressure	EAGLE X: C155 & C157
Range	Accuracy
±0.08" wc (±0.2mBar)	2±0.002" wc (±0.005mBar)
±0.4" wc (±1mBar)	±0.01" wc (±0.03mBar)
±32" wc (±80mBar)	±3% rdg
Resolution	0.001" wc < 9.999" wc 0.01" wc >10.00" wc 0.001mBar<24.999mBar 0.01mBar > 25 mBar

* Measured at STP (standard temperature and pressure)

** Calculated value

*** NO1 sensor installed on C157. Available as an upgrade for C155.

[†] Gas Zero (Fresh Air Zero) - Is a reset procedure to maintain accurate readings from the EOS sensor. This procedure compensates for any change in ambient conditions that may impact the readings.

EAGLE 2X
XTENDED LIFE COMBUSTION & SYSTEM ANALYZER™ C 1 5 5

EAGLE 2X: C155



- C155 Analyzer
- Flue Probe
- Particle Filter
- Hard Case
- Batteries
- Quick Start Guide
- Owners Manual

EAGLE 2X: C155KIT



- C155 Analyzer
- Flue Probe
- IR Printer
- (2) K-Type Temp Probes
- (2) Static Pressure Hoses
- (1) True Draft Probe
- Gas Tap and Hose
- AC Adapter/Charger
- Hard Case
- (2) Printer paper rolls
- (2) Particle filters
- Batteries
- Quick Start Guide, & Owners Manual

EAGLE 2X: C155OILKIT



- C155 Analyzer
- Flue Probe
- Smoke Pump Tester
- Smoke Test Paper & Chart
- IR Printer
- (2) K-Type Temp Probes
- (2) Static Pressure Hoses
- (1) True Draft Probe
- Gas Tap and Hose
- AC Adapter/Charger
- Hard Case
- (2) Printer paper rolls
- (2) Particle filters
- Batteries
- Quick Start Guide, & Owners Manual

EAGLE 3X
XTENDED LIFE COMBUSTION & SYSTEM ANALYZER™ C 1 5 7

EAGLE 3X: C157



- C157 Analyzer
- Flue Probe
- Particle Filter
- Hard Case
- Batteries
- Quick Start Guide
- Owners Manual

EAGLE 3X: C157KIT



- C157 Analyzer
- Flue Probe
- IR Printer
- (2) K-Type Temp Probes
- (2) Static Pressure Hoses
- (1) True Draft Probe
- Gas Tap and Hose
- AC Adapter/Charger
- Hard Case
- (2) Printer paper rolls
- (2) Particle filters
- Batteries
- Quick Start Guide, & Owners Manual

EAGLE 3X: C157OILKIT



- C157 Analyzer
- Flue Probe
- Smoke Pump Tester
- Smoke Test Paper & Chart
- IR Printer
- (2) K-Type Temp Probes
- (2) Static Pressure Hoses
- (1) True Draft Probe
- Gas Tap and Hose
- AC Adapter/Charger
- Hard Case
- (2) Printer paper rolls
- (2) Particle filters
- Batteries
- Quick Start Guide, & Owners Manual



EAGLE X: REPLACEMENT PARTS & UPGRADES

Accessories

Bluetooth® Communication Module	EABT
Thermal Printer: IR Link	KMIRP2
AC Adapter/Charger	AACA4
Smoke Pump Test Kit	SPT1
Hard Carrying Case	AC509
Soft Carrying Case	AC75
Inlet Temperature Probe	ATT100
Eagle II/III Accessory Kit	EAKit
Field Sensor Calibration Kit ³ (USA ONLY)	CALKIT ³
Eagle RS232 Cable	EARS232

UPGRADES

C155 Analyzer to C155KIT	C155UPGRADE
C157 Analyzer to C157KIT	C157UPGRADE
C155KIT or C157KIT to an Oil Service Kit	SPT1
C155 to C157 (NO _x sensor)	1797 ⁹

Replacement Parts/Supplies

Flue Probe	KMCP2
Flue Probe Extension	FPTXT
Pressure Tubing	11000
Thermal Paper for KMIRP2	16646
Thermal Paper for KMIRP2 (10 pack)	16646PACK
Smoke Paper and Chart	SP9
Particle Filter	17631
Particle Filter (10 pack)	17631PACK
Inlet Tube/Probe Connector	SM11103
Water Trap	SM11827
Water Trap Drain Plug	CM11667/2
Water Trap Drain Plug (10 pack)	CM11667/2PACK
K-Type thermocouple	ATT29
Gas Valve Pressure Adapter (1/4 MPT to Hose Barb)	BF100
CO Sensor ¹	16184 ¹
NO Sensor ²	1797 ⁹
Static Pressure Probe	SPP
True Draft Probe	TDP
Quick Start Guide (Available online for download)	17117
Owner's Manual (Available online for download)	18323

¹ **EAGLE X Series:** To maintain specified accuracy UEi recommends calibration in a controlled environment against a traceable calibration gas at the UEi Service Center or by an authorized UEi representative. Field replacement services are **only** eligible in the United States.

² **EAGLE 3X: C157:** NO_x (Nitric Oxide) sensors are factory replacement and calibration only and are not eligible for user or in-field service.

³ **CALKIT:** The Sensor Replacement & Calibration Kit (CALKIT) is for trade professionals familiar with gas analysis and detection, with experience in calibrating gas measurement systems. (USA ONLY)

DISTRIBUTED BY:



99 Washington Street
Melrose, MA 02176
Phone 781-665-1400
Toll Free 1-800-517-8431



Visit us at www.TestEquipmentDepot.com

Recycled

Supporting responsible use
of forest resources

www.fsc.org cert no. XXX-COC-####
© 1996 Forest Stewardship Council

