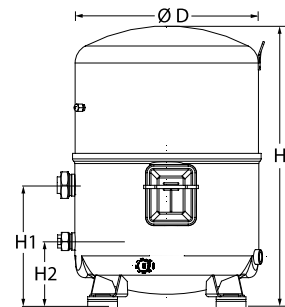
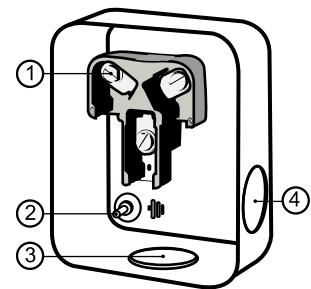


**General Characteristics**

Model number (on compressor nameplate)		<b>MT125HU3DVE</b>
Code number for Singlepack*		MT125-3VI
Code number for Industrial pack**		MT125-3VM
Drawing number		8504010f
Suction and discharge connections		Rotolock
Suction connection		1-3/4 " Rotolock
Discharge connection		1-1/4 " Rotolock
Suction connection with supplied sleeve		1-1/8 " ODF
Discharge connection with supplied sleeve		3/4 " ODF
Oil sight glass		Threaded
Oil equalization connection		3/8" flare SAE
Oil drain connection		None
LP gauge port		Schrader
IPR valve		435 psi / 115 psi
Cylinders		4
Swept volume		13.15 in3/rev
Displacement @ Nominal speed		1598 cfm @ 3500 rpm
Net weight		141 lbs
Oil charge		132 oz, Mineral - 160P
Maximum system test pressure Low Side / High side		363 psi / 435 psi
Maximum differential test pressure		435 psi
Maximum number of starts per hour		12
Refrigerant charge limit		22 lbs
Approved refrigerants		R22, R417A-160PZ

**Dimensions**


D=13.9 inch, H=20.4 inch,  
H1=9.2 inch, H2=4.9 inch

**Terminal box**


IP54 (with cable gland)

- 1: Screw connectors 10-32 UNF x 9.5
- 2: Earth M4-12
- 3: Knock-out Ø 29 mm (1.14")
- 4: Knock-out Ø 25.5 mm (1.00")

**Electrical Characteristics**

Nominal voltage	200-230V/3/60Hz
Voltage range	180-253 V
Winding resistance (between phases) +/- 7% at 77°F	0.38 #
Maximum Continuous Current (MCC)	54 A
Locked Rotor Amps (LRA)	210 A
Motor protection	Internal overload protector

**Recommended Installation torques**

Oil sight glass	37 ft.lbs
Power connections / Earth connection	2 ft.lbs / 1 ft.lbs
Mounting bolts	37 ft.lbs

**Parts shipped with compressor**

Mounting kit with grommets, bolts, nuts, sleeves and washers
Suction & Discharge solder sleeves, rotolock nuts and gaskets (shipped with rotolock version only)
Initial oil charge
Installation instructions

**Approvals :** CE certified, UL certified (file SA6873), -

\*Singlepack: Compressor in cardboard box

\*\*Industrial pack: 6 Unboxed compressors on pallet (order per multiples of 6)

**Rotolock accessories, suction side**
**Code no.**

Solder sleeve, P02 (1-3/4" Rotolock, 1-1/8" ODF)	8153004
Angle adapter, C02 (1-3/4" Rotolock, 1-1/8" ODF)	8168005
Rotolock valve, V02 (1-3/4" Rotolock, 1-1/8" ODF)	8168028
Gasket, 1-3/4"	8156132

**Rotolock accessories, discharge side**
**Code no.**

Solder sleeve, P04 (1-1/4" Rotolock, 3/4" ODF)	8153008
Angle adapter, C04 (1-1/4" Rotolock, 3/4" ODF)	8168006
Rotolock valve, V04 (1-1/4" Rotolock, 3/4" ODF)	8168029
Gasket, 1-1/4"	8156131

**Rotolock accessories, sets**
**Code no.**

Angle adapter set, C02 (1-3/4"~1-1/8"), C04 (1-1/4"~3/4")	7703014
Valve set, V02 (1-3/4"~1-1/8"), V04 (1-1/4"~3/4")	7703009
Gasket set, 1", 1-1/4", 1-3/4", OSG gaskets black & white	8156009

**Oil / lubricants**
**Code no.**

Mineral oil, 160P, 2 liter can	7754001
Mineral oil, 160P, 5 liter can	7754002

**Crankcase heaters**
**Code no.**

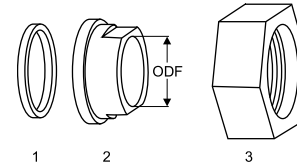
PTC heater 27W, CE mark, UL	120Z0459
Belt type crankcase heater, 75 W, 110 V, CE mark, UL	7773110
Belt type crankcase heater, 75 W, 230 V, CE mark, UL	7773108

**Miscellaneous accessories**
**Code no.**

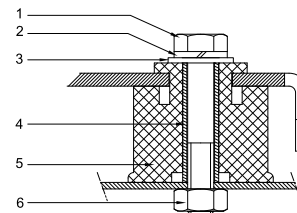
Acoustic hood for 4 cylinder compressor	120Z0473
Oil equalisation nut	8153127

**Spare parts**
**Code no.**

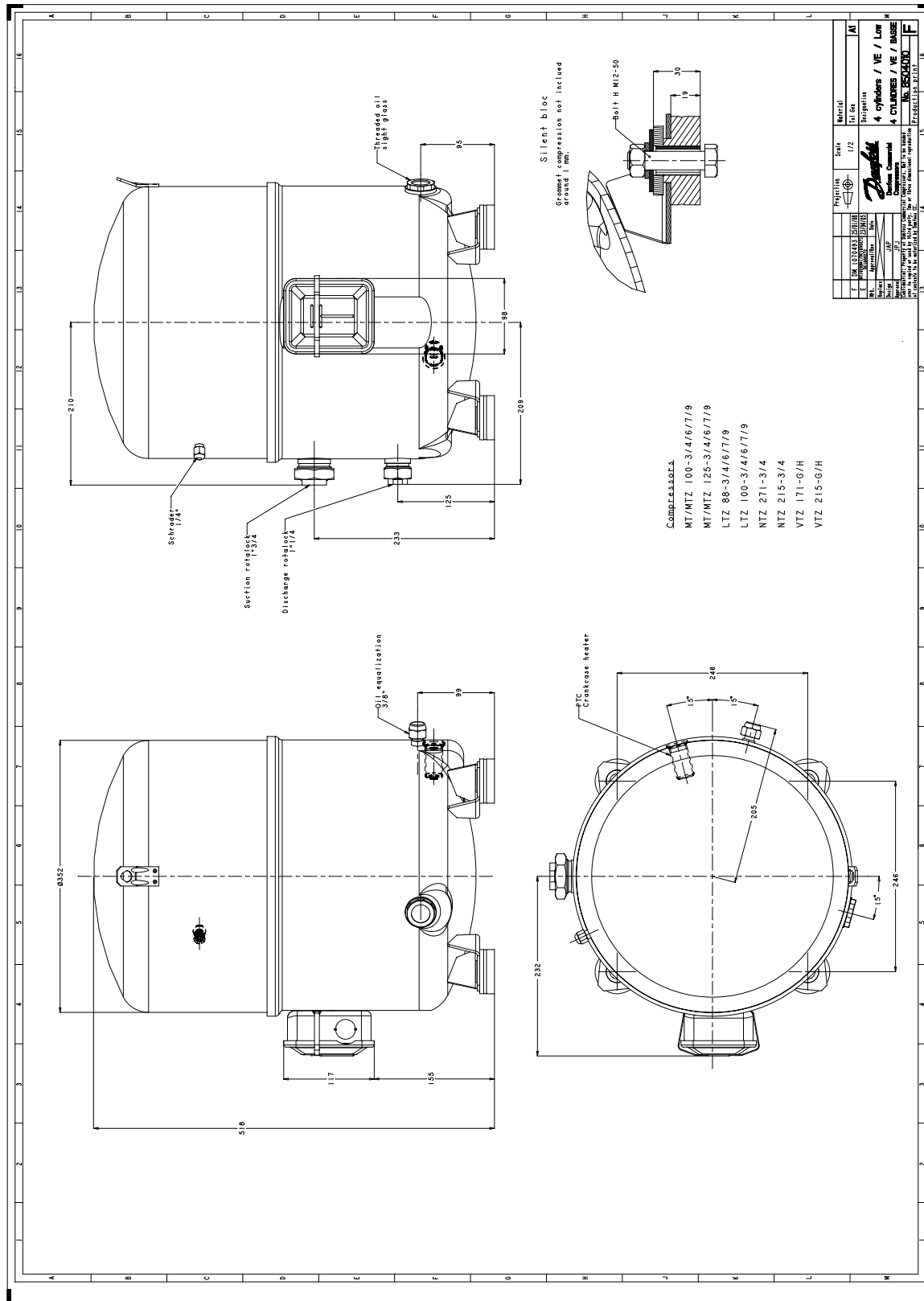
Mounting kit for 4 cylinder compressor & MS, including 4 grommets, 4 bolts	8156007
Oil sight glass with gaskets (black & white)	8156019
Gasket for oil sight glass (black chloroprene)	8156145
Service kit for terminal box 96 x 115 mm, including 1 cover, 1 clamp, 1 T block connector 52 x 57 mm, 1 cable gland	8156135
T block connector 2.1" x 2.3"	8173230

**Gaskets, sleeves and nuts**


- 1: Gasket
- 2: Solder sleeve
- 3: Rotolock nut

**Mounting kit**


- 1: Bolt (4x)
- 2: Lock washer (4x)
- 3: Flat washer (4x)
- 4: Sleeve (4x)
- 5: Grommet (4x)
- 6: Nut (4x)



Danfoss can accept no responsibility for possible errors in catalogues, brochures and other printed material. Danfoss reserves the right to alter its products without notice. This also applies to products already on order provided that such alternations can be made without consequential changes being necessary in specifications already agreed. All trademarks in this material are property of the respective companies. Danfoss, the Danfoss logotype and Maneurop are trademarks of Danfoss A/S. All rights reserved.