

## **APA151 Annunciator with Piezo Alert**

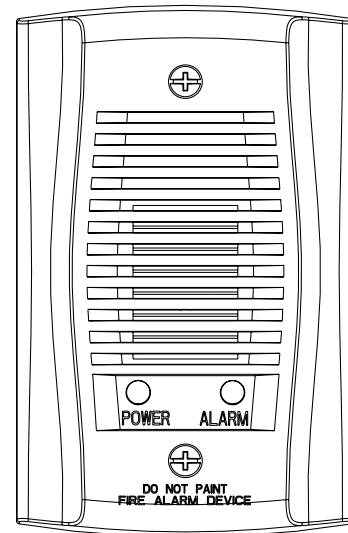
3825 Ohio Avenue, St. Charles, Illinois 60174  
 1-800-SENSOR2, FAX: 630-377-6495  
 www.systemsensor.com

### **Specifications**

|                                 |   |
|---------------------------------|---|
| Dimensions:                     | 4.6" L × 2.9" W × .45" D                      |
| Weight:                         | .17 lbs.                                      |
| Electrical Requirements:        |   |
| Voltage:                        | Regulated 24VDC                               |
| Operational Voltage:            | 16–33 VDC                                     |
| Maximum Operating Current:      | 30mA  |
| Connections:                    | #6 binding head screws, 12 AWG to 18 AWG wire |
| UL Reverberant Room:            | 81 dBA min. @ 10 ft.                          |
| Standard Operating Temperature: | 0°C to 49°C (32°F to 120°F)                   |
| Humidity Range:                 | 10% to 93% non-condensing                     |

**NOTICE:** These models were only tested at the 16-33 Volt DC limits. This does not include the 80% low-end or 110% high-end voltage limits. This manual shall be left with the owner/user of this equipment.

**Figure 1:**



### **General Information**

The National Fire Protection Association (NFPA) has published codes, standards, and recommended practices for the installation and use of this product. It is recommended that the installer be familiar with these requirements, with local codes, and any special requirements of the local authority having jurisdiction. For further information, consult NFPA 72 and 90A requirements.

The System Sensor APA151 annunciator with piezo alert is an audible signal appliance for fire alarm service. It is intended for use in System Sensor 4-wire conventional duct smoke detector applications without a system control panel to comply with NFPA 90A.

The APA151 provides a red alarm LED, with an audible announcement of an alarm signal, and a green power LED.

A0360-01

## APA151 Contents

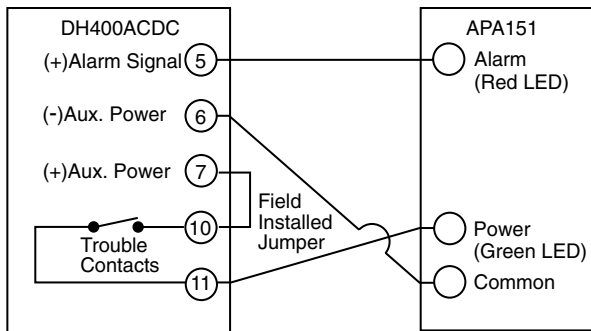
- 1 APA151 annunciator with piezo alert
- 1 screw pack (containing two mounting screws)

## Installation

Wire the APA151 as shown in Figure 2. Limit wire runs to 25 ohms or less per interconnecting wire.

Secure the APA151 to the single gang box using the two screws provided, or directly to the wall or ceiling.

**Figure 2: Wiring diagram for DH400ACDC to APA151:**



Audible Piezo Alert with alarm and power (trouble) leds. For stand alone applications only. APA151 recommended for compliance to NFPA 90A. Locate in normally occupied area of premises.

H0534-01

## Operational Test

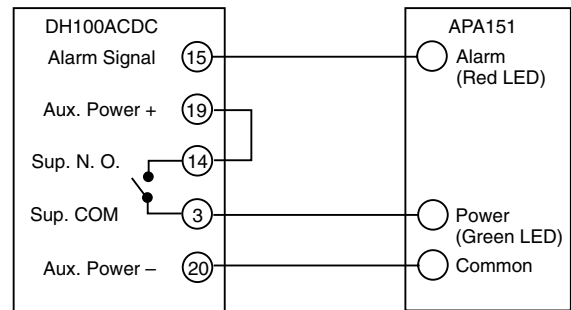
Consult the wiring diagrams below to insure proper wiring to the APA151.

Supply power to the duct smoke detector. Visually check the supervisory LED (green) to make sure it is operational.

Put the detector into alarm state. The alarm LED (red) will light, and the piezo horn will sound. Reset the detector.

**Figure 3: Wiring diagram for DH100ACDC to APA151:**

### 4-Wire Wiring to APA151



NOTE: Wiring diagram shown is for DH100ACDC 4-wire duct smoke detector system equipped without a control panel.

H0581-01

## ⚠ WARNING

### The Limitations of Sounders

The sounder will not operate if the power is cut off for any reason.

The sounder may not be heard. The loudness of the sounder meets or exceeds the current standards. However, the sounder may not alert a sound sleeper or one who has recently used drugs or has been drinking alcoholic beverages. This sounder may not be heard if it is placed in an area that is separated by a closed door, or if it is located on a different floor from the person in a hazardous situation, or if it is placed too far

away to be heard over ambient noise, such as, traffic, air conditioners, machinery or musical appliances that may prevent alert persons from hearing the alarm.

The sounder may not be heard by persons who are hearing-impaired. In this case, a visual indicator shall also be used.

For these reasons, Pittway recommends that sounders (85dBA minimum at 10 feet) used in a residence shall be placed on every level and in every bedroom that does not have a smoke detector with a built-in sounder.

### Three-Year Limited Warranty

System Sensor warrants its enclosed product to be free from defects in materials and workmanship under normal use and service for a period of three years from date of manufacture. System Sensor makes no other express warranty for the enclosed product. No agent, representative, dealer, or employee of the Company has the authority to increase or alter the obligations or limitations of this Warranty. The Company's obligation of this Warranty shall be limited to the replacement of any part of the product which is found to be defective in materials or workmanship under normal use and service during the three year period commencing with the date of manufacture. After phoning System Sensor's toll free number 800-SENSOR2 (736-7672) for a Return Authorization number, send defective units postage prepaid to: System Sensor, Returns

Department, RA # \_\_\_\_\_, 3825 Ohio Avenue, St. Charles, IL 60174. Please include a note describing the malfunction and suspected cause of failure. The Company shall not be obligated to replace units which are found to be defective because of damage, unreasonable use, modifications, or alterations occurring after the date of manufacture. In no case shall the Company be liable for any consequential or incidental damages for breach of this or any other Warranty, expressed or implied whatsoever, even if the loss or damage is caused by the Company's negligence or fault. Some states do not allow the exclusion or limitation of incidental or consequential damages, so the above limitation or exclusion may not apply to you. This Warranty gives you specific legal rights, and you may also have other rights which vary from state to state.