

Energy Recovery Ventilator VE30100

CLEAN COMFORT™
INDOOR AIR ESSENTIALS

Features

- Three operating modes (Intermittent, Continuous and High)
- 100% variable speed
- ISF™ (Insert, Slide and Fix) 5" (127 mm) oval collar system
- Advanced proportional supply fan shut-down defrost sequence
- Single-person mounting system via wall bracket
- Dual permanently lubricated PSC motors
- Integrated auxiliary furnace interlock relay
- Ventilator can be balanced by adjusting each motor independently; no balancing dampers required
- Connection terminals for optional wall controls
- Wall-mount bracket included
- Integrated balancing pressure taps
- Quiet operation

Energy Recovery Core

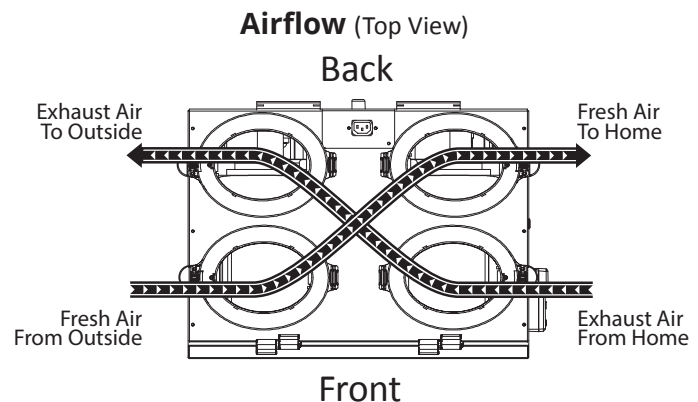
- Transfers both sensible and latent heat
- Effective in warm and cold climates
- Water washable

Optional Accessories

- Matrix 2-in-1 high-performance concentric ventilation hood

Certifications and Standards

- HVI Certified
- CSA C439 Standard (Packaged Heat/Energy Recovery Ventilators (HRV/ERV))
- CSA Standard CSA 22.2 NO.113-10 (Fans and ventilators)
- UL Standard 1812 2nd Ed. Ducted Heat/Energy Recovery Ventilators (HRV/ERV)



Proprietary Notice

This document and the information disclosed herein are proprietary data of Daikin North America LLC. Neither this document nor the information contained herein shall be reproduced, used, or disclosed to others without the written authorization of Daikin North America LLC except to the extent required for installation or maintenance of recipient's equipment.

Liability Notice

Daikin North America LLC does not accept any liability for installations of ventilation equipment installed by unqualified personnel or the use of parts/components/equipment that are not authorized or approved by Daikin.

Copyright Notice

Copyright 2015, Daikin North America LLC All rights reserved.



Specifications VE30100

Cabinet

Dimensions 22"x 19-13/16" x 14-19/32"
(559 mm x 503 mm x 371 mm)

Construction 20-gauge galvanized pre-painted steel corrosion-resistant liner: molded expanded Polystyrene (EPS) Rated UL94 HF-1

Duct Connections Four, 5" (127 mm) oval ISF double collar system

Airflow Rates 30 CFM (14 L/s) to 100 CFM (47 L/s)

Motors Two PSC variable-speed backward curved
Maximum RPM 3135; 1/11 HP, Class F, thermally protected

Voltage 120 VAC @ 60 Hz / 1 Phase

Amperage 0.85 A / 66 W
Electronic Components Circuit output voltage: 5VDC nominal
RoHS compliant

Heat Exchanger dpoint cross-flow (Enthalpic Polymer Membrane)

Dimensions 10" L x 10" W x 9" D
(254 mm x 254 mm x 229 mm)

Construction Corrugated aluminum layers with advanced polymer membrane, Recognized UL94 HB

Defrost type Evacuation; activated automatically at 23°F (-5°C)

Filters Two (2) Fiborbond washable 9" x 10" x 5/8"
(229mm x 254mm x 16 mm)

Drain Connection 1/2" (12.7 mm)

Actual Weight 32 1/2 lbs (14.7 Kg)

Shipping Weight 40 lbs (18.1 Kg)

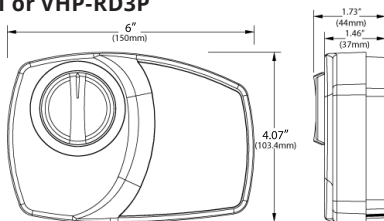
Optional Wall Controls

Mechanical VHP-RD1 or VHP-RD3P

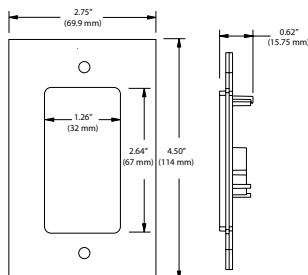
Timers VHP-T3 (20, 40, 60 minutes)

Wall Control Dimensions

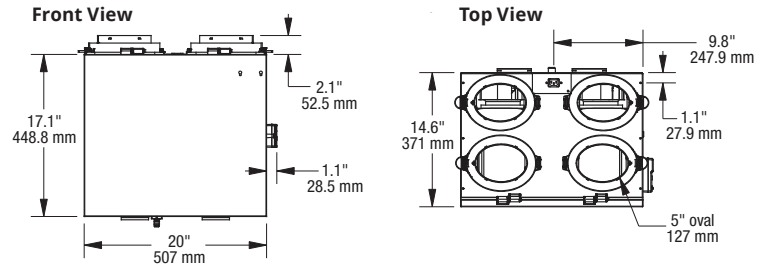
VHP-RD1 or VHP-RD3P



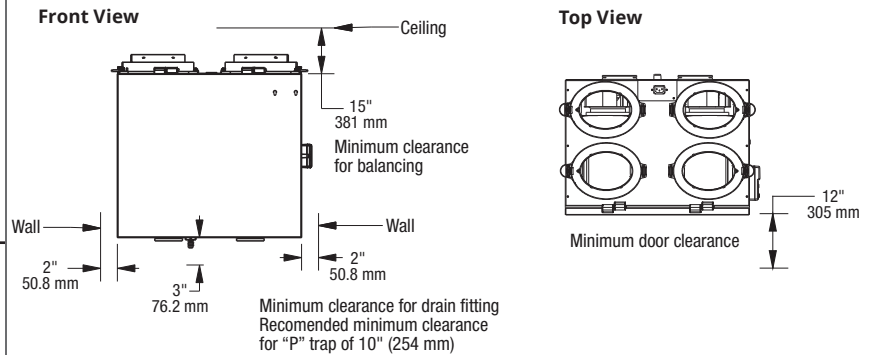
VHP-T3 Timer



Dimensional Data

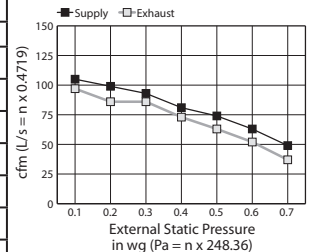


Minimum Clearance Data



Ventilation Performance

External Static Pressure	Net Supply Airflow		Gross Airflow Supply		Gross Airflow Exhaust	
	Pa	in. wg	L/s	CFM	L/s	CFM
25	0.1	49	105	49	105	46
50	0.2	46	97	47	99	41
75	0.3	44	92	44	93	41
100	0.4	37	80	38	81	34
125	0.5	34	73	35	74	29
150	0.6	29	62	29	63	25
175	0.7	23	48	23	49	18



Energy Performance

	Supply Temperature		Net Airflow		Power Consumed (Watts)	Sensible Recovery Efficiency	Latent Recovery Moisture Transfer	Total Recovery Efficiency
	°C	°F	L/s	CFM				
Heating	0	32	20	41	30	65	0.47	43
	0	32	30	64	36	64	0.40	
	-15	5	16	35	27	54	0.39	
Cooling	35	95	19	41	30	—	—	43

Our continuing commitment to quality products may mean a change in specifications without notice.

© 2015 **DAIKIN NORTH AMERICA LLC** • Houston, Texas • Printed in the USA.