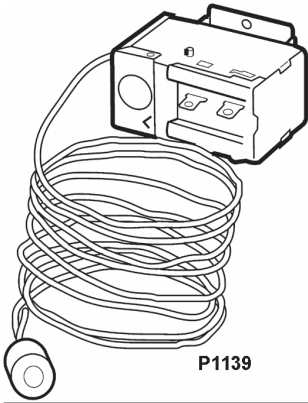


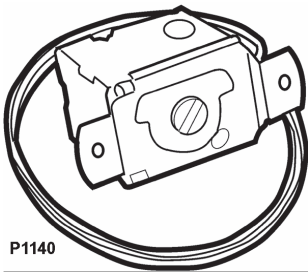
ICE BANK CONTROLS



Suitable for soft drink dispensers, drink vending machines, and ice builders for thermal storage. Uses a special water-filled bulb and transmission fluid to control ice thickness in applications utilizing a refrigerated water bath with ice bank reserve capacity.

PART NO	RANGE (°F)	DIFFERENTIAL (°F)	SWITCH	SENSING ELEMENT STYLE
RAN-O18-100	Fixed	Approximately 1/8" Ice Thickness	SPST	76" Capillary with Bulb

ICE BIN LEVEL CONTROL

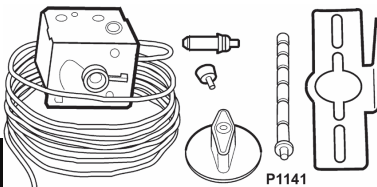


Direct replacement control for ice machine applications. Provides narrow differential for accurate control of bin level.

P1140

PART NO	RANGE (°F)	DIFFERENTIAL (°F)	SWITCH	SENSING ELEMENT STYLE
RAN-A22-1129	35 to 51	6	SPDT	48" Capillary
RAN-A30-3815	27 to 49	5.5	SPST	60" with Bulb
RAN-A30-3842	27 to 49	5.5	SPST	122" with Bulb

ICE HARVEST CONTROL



Adaptable replacement for ice machine applications. Parts and instructions included for easy installation.

P1141

PART NO	RANGE (°F)	DIFFERENTIAL (°F)	SWITCH	SENSING ELEMENT STYLE
RAN-A22-4506	-19 to 22	8	SPDT	72" Capillary