


**40 Amp Model
(with cover)**



Approximate Overall Dimensions
3 1/4" x 2" x 2 5/8"



90-244 THRU 90-249 WR / RBM TYPE 122

Designed for Air Conditioning and Heating Equipment

FEATURES

- Low VA coil for cooler operation and increased life.
- Quiet operation.
- Universal style mounting bracket fits existing mounting holes.
- Double break contacts ensure positive make and break.
- Screw terminals or pressure connectors and double 1/4" quick connects provided on all models for easy installation.

SPECIFICATIONS

Insulating Material	Contact block and carrier are high quality electrical-grade thermosetting resin
Temperature Range	-40°F to 150°F
Mechanical Life	Conforms to UL and ARI specifications
Electrical Life	Conforms to UL and ARI specifications
Weight (approximate)	9.5 oz.
Agency	U.L. file number E12139
Coils Frequency	50 / 60 Hz
Coil Insulation	Class B (130°C)
Termination	Pressure Connectors and Double 1/4" Q.C.
Operate	85% of nominal coil voltage; 110% maximum safe operate
Duty Cycle	Continuous

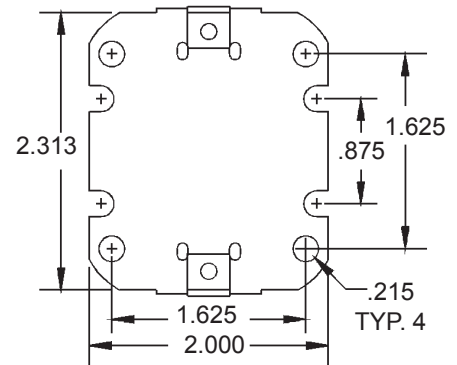
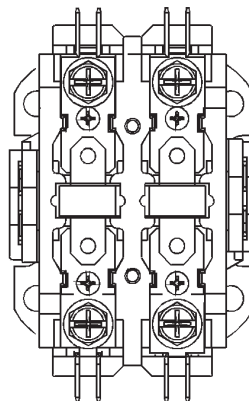
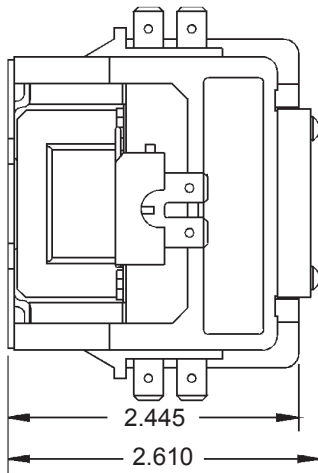
COIL DATA

Model Number		Voltage AC	Res DC OHMS	Current MA	Nominal VA	Max. Inrush VA
* 30 Amp	** 40 Amp					
90-244	90-247	24	11	250	6	32
90-245	90-248	120	224	50	6	32
90-246	90-249	208 / 240	997	25	6	32

* 30 amp models have no cover on top as in line drawing below
** 40 amp models have cover on top as in picture above

CONTACT RATINGS

Type	Voltage	FLA	LRA	RES
90-244 thru 90-246	277	30	150	40
	480	30	75	40
	600	30	50	40
90-247 thru 90-249	277	40	200	50
	480	40	100	50
	600	40	80	50



30 Amp Model (No Cover)