

COPPER FITTINGS FOR HVACR APPLICATIONS

Job Name _____ **Contractor** _____

Job Location _____ **Wholesaler** _____

Engineer _____ **Streamline® Rep** _____

Product Description:

Streamline® Wrot Copper fittings for use in refrigeration applications. Available sizes ranging from 1/4" to 8-1/8" in outside diameter; all fittings should be manufactured in the United States. Product is designed to join ASTM B280 and ASTM B88 seamless copper tube.

Material:

Streamline® Wrot Copper fittings shall be made from material in compliance with ASTM B75 and of UNS C12200 grade of copper.


Key Specifications:

Streamline® Wrot Copper, solder-joint, pressure fittings shall conform to ASME B16.22 and MSS SP104. Streamline® Wrot Copper, solder-joint, pressure fittings are third party verified in select sizes¹ through Underwriters Laboratories (UL) for operating pressure of 700psi at 250°F.

Installation:

Installations shall comply with the latest applicable building codes for the local jurisdiction. For detailed installation instructions, consult the Copper Development Association at copper.org.

References:

Product Line	Product Type	Diameter
Copper Fittings  US 700 PSI R410A	Streamline® Wrot Solder-Joint Pressure	1/8" – 2-5/8"

*700PSI at 250°F

ASTM B75	Seamless Copper Tube
C12200	99.9% Pure Copper
ASME B16.22	Wrot Copper and Copper Alloy Solder Joint Pressure Fittings
MSS SP104	Wrot Copper Solder and Joint Pressure Fittings

Other Applicable Standards

ASTM B88	Seamless Copper Water and Gas Tube (Types K, L, M)
ASTM B280	Seamless Copper Tube for Air Conditioning and Refrigeration



COPPER FITTINGS - HVACR SOLDER JOINT PRESSURE WROT & CAST

NOTE: ALL SIZES ARE OD

ADAPTER

FEMALE WC-402 C x F

Part	Size	Box	Ctn	Wt
W 01204	1/4 x 1/2	100	300	0.1
W 01205	x 3/8	100	700	0.05
W 01206	x 1/4	100	900	0.04
W 01207	x 1/8	100	1,500	0.04
W 01214	3/8 x 3/8	50	750	0.06
W 01215	x 1/4	50	750	0.04
W 01216	x 1/8	100	1,500	0.03
W 01223	1/2 x 3/4	50	300	0.16
W 01224	x 1/2	50	500	0.1
W 01225	x 3/8	50	750	0.07
W 01226	x 1/4	50	750	0.06
W 01230	5/8 x 3/4	25	250	0.16
W 01231	x 1/2	50	500	0.1
W 01232	x 3/8	50	500	0.07
W 01233	x 1/4	50	500	0.06
W 01238	3/4 x 3/4	50	500	0.15
W 01239	x 1/2	50	500	0.09
W 01245	7/8 x 1	25	250	0.27
W 01246	x 3/4	25	250	0.14
W 01247	x 1/2	25	250	0.11
W 01261	1-1/8 x 1-1/4	10	100	0.28
W 01263	x 1	25	250	0.25
W 01264	x 3/4	25	250	0.22
W 01265	x 1/2	20	200	0.25
W 01270	1-3/8 x 1-1/2	10	100	0.5
W 01271	x 1-1/4	10	100	0.45
W 01272	x 1	10	100	0.33
W 01278	1-5/8 x 2	-	60	0.74
W 01279	x 1-1/2	10	100	0.53
W 01280	x 1-1/4	5	50	0.39
W 01287	2-1/8 x 2	-	50	0.57
W 01288	x 1-1/2	5	50	0.74
W 01296	2-5/8 x 2-1/2	-	25	1.22
W 01297	3-1/8 x 3	-	15	

ADAPTER

FITTING WC-405 FTG x F

Part	Size	Box	Ctn	Wt
W 01514	3/8 x 3/8	50	750	0.06
W 01524	1/2 x 1/2	50	350	0.1
W 01525	x 3/8	50	750	0.05
W 01526	x 1/4	50	750	0.06
W 01531	5/8 x 1/2	50	450	0.11
W 01532	x 3/8	50	750	0.07
W 01546	7/8 x 3/4	25	250	0.17
W 01547	x 1/2	50	500	0.11
W 01563	1-1/8 x 1	25	250	0.24
W 01564	x 3/4	25	250	0.18
W 01571	1-3/8 x 1-1/4	10	100	0.4
W 01579	1-5/8 x 1-1/2	10	100	0.46
W 01587	2-1/8 x 2	-	50	0.65
W 01596	2-5/8 x 2-1/2	-	25	1.2

ADAPTER

MALE WC-401 C x M

Part	Size	Box	Ctn	Wt
W 01105	1/4 x 3/8	50	750	0.06
W 01106	x 1/4	50	1,200	0.03
W 01107	x 1/8	50	2,400	0.02
W 01109	5/16 x 3/8	50	800	0.07
W 01110	x 1/4	50	1,200	0.03
W 01113	3/8 x 1/2	50	500	0.08
W 01114	x 3/8	50	750	0.06
W 01115	x 1/4	50	1,200	0.03
W 01116	x 1/8	50	2,000	0.02
W 01123	1/2 x 3/4	25	250	0.17
W 01124	x 1/2	50	500	0.09
W 01125	x 3/8	50	500	0.06

ADAPTER CONT.

W 01126	x 1/4	50	750	0.05
W 01129	5/8 x 1	15	150	0.3
W 01130	x 3/4	25	250	0.17
W 01131	x 1/2	50	500	0.06
W 01132	x 3/8	50	500	0.07
W 01133	x 1/4	25	600	0.06
W 01138	3/4 x 3/4	25	250	0.14
W 01139	x 1/2	25	250	0.12
W 01145	7/8 x 1	10	100	0.29
W 01146	x 3/4	25	250	0.13
W 01147	x 1/2	25	250	0.12
W 01161	1-1/8 x 1-1/2	10	100	0.48
W 01162	x 11/4	10	100	0.39
W 01163	x 1	10	100	0.24
W 01164	x 3/4	10	100	0.17
W 01165	x 1/2	10	100	0.18
W 01170	1-3/8 x 1-1/2	10	100	0.48
W 01171	x 1-1/4	10	100	0.41
W 01172	x 1	10	100	0.24
W 01173	x 3/4	10	100	0.21
W 01178	1-5/8 x 2	-	50	0.78
W 01179	x 1-1/2	10	100	0.51
W 01180	x 1-1/4	10	100	0.37
W 01181	x 1	10	100	0.38
W 01187	2-1/8 x 2	5	50	0.57
W 01188	x 1-1/2	-	50	0.64
W 01189	x 1-1/4	-	50	0.57
W 01196	2-5/8 x 2-1/2	-	20	1.26
W 01197	x 2	-	20	0.98
W 01198	x 1-1/2	-	22	0.98
W 01199	3-1/8 x 3	-	20	1.7
W 01150	4-1/8 x 4	-	16	3.71

ADAPTER

FITTING WC-404 FTG x M

Part	Size	Box	Ctn	Wt
W 01425	1/2 x 3/8	50	750	0.05
W 01431	5/8 x 1/2	50	500	0.09
W 01432	x 3/8	50	750	0.06
W 01446	7/8 x 3/4	50	500	0.15
W 01447	x 1/2	50	500	0.13
W 01463	1-1/8 x 1	25	250	0.23
W 01464	x 3/4	25	250	0.19
W 01471	1-3/8 x 1-1/4	10	100	0.41
W 01479	1-5/8 x 1-1/2	10	100	0.49
W 01487	2 1/8 x 2	-	50	0.76
W 01496	2-5/8 x 2-1/2	-	20	1.95

BUSHING

FLUSH WC-106 FTG x C

Part	Size	Box	Ctn	Wt
W 01706	3/8 x 1/4	100	4,000	0.01
W 01712	1/2 x 3/8	100	4,000	0.01
W 01714	x 1/4	100	2,400	0.02
W 01715	5/8 x 1/2	100	1,500	0.02
W 01717	x 3/8	100	1,500	0.04
W 01720	3/4 x 5/8	50	750	0.03
W 01721	x 1/2	50	750	0.06
W 01722	x 3/8	50	750	0.08
W 01725	7/8 x 3/4	50	500	0.04
W 01726	x 5/8	50	500	0.07
W 01727	x 1/2	50	500	0.11
W 01737	1-1/8 x 7/8	50	500	0.12
W 01738	x 3/4	50	500	0.18
W 01739	x 5/8	25	250	0.22
W 01743	1-3/8 x 1-1/8	10	200	0.16
W 01745	x 7/8	10	200	0.3
W 01750	1-5/8 x 1-3/8	10	100	0.22
W 01751	x 1-1/8	10	100	0.41
W 01758	2-1/8 x 1-5/8	10	100	0.68
W 01759	x 1-3/8	5	50	0.94
W 01767	2-5/8 x 2-1/8	-	50	0.92

BUSHING

FLUSH WC-417 FTG x F

Part	Size	Box	Ctn	Wt
A 07812	5/8 x 1/8	100	1,600	0.04
A 07813	x 1/4	50	1,200	0.02
A 07814	7/8 x 3/8	50	450	0.08
A 07815	1-1/8 x 1/2	50	300	0.17
A 07816	1-3/8 x 3/4	10	160	0.25
A 07817	1-5/8 x 1	10	90	0.34
A 07819	2-1/8 x 1-1/2	10	90	0.48

CAP

FLUSH WC-415 C

Part	Size	Box	Ctn	Wt
W 07002	1/4	50	2,000	0
W 07004	3/8	50	2,000	0.01
W 07006	1/2	50	1,000	0.01
W 07007	5/8	100	1,000	0.02
W 07008	3/4	50	2,000	0.03
W 07009	7/8	50	500	0.04
W 07011	1-1/8	50	500	0.08
W 07012	1-3/8	25	250	0.11
W 07013	1-5/8	25	250	0.18
W 07014	2-1/8	-	100	0.3
W 07015	2-5/8	-	50	0.48
W 07016	3-1/8	-	50	0.73
W 07017	3-5/8	-	25	1.15
W 07018	4-1/8	-	20	1.5

COUPLING

NO STOP WC-400NS C x C

Part	Size	Box	Ctn	Wt
W 01900	1/4	100	4,000	0
W 01901	3/8	50	2,000	0.01
W 01902	1/2	50	1,700	0.01
W 01903	5/8	100	1,000	0.03
W 01904	3/4	25	375	0.04
W 01905	7/8	50	500	0.06
W 01906	1-1/8	25	250	0.11
W 01907	1-3/8	25	250	0.15
W 01908	1-5/8	10	100	0.25
W 01909	2-1/8	-	75	0.4
W 01910	2-5/8	-	50	0.66
W 01911	3-1/8	-	25	1.03
W 01913	4-1/8	-	15	2.15

COUPLING

ROLLED STOP WC-400 C x C

Part	Size	Box	Ctn	Wt
W 01000	1/8	100	4,000	0
W 01001	3/16	100	4,000	0
W 01003	1/4	100	4,000	0
W 01009	3/8	50	2,000	0.01
W 01017	1/2	50	1,700	0.01
W 01022	5/8	100	1,000	0.03
W 01028	3/4	50	500	0.05
W 01034	7/8	50	500	0.06
W 01040	1	25	250	0.09
W 01047	1-1/8	25	250	0.11
W 01055	1-3/8	25	250	0.15
W 01062	1-1/2	-	150	0.22
W 01063	1-5/8	10	100	0.21
W 01072	2-1/8	-	75	0.4
W 01082	2-5/8	-	50	0.66
W 01092	3-1/8	-	25	1.03
W 01000	3-5/8	-	20	1.18
W 10107	4-1/8	-	15	2.11

COUPLING


STACKED STOP WC-400S

C x C 

Part	Size	Box	Ctn	Wt
W 10141	1/4	100	3,400	0
W 10142	5/16	100	5,600	0.01
W 10143	3/8	50	2,000	0.01
W 10144	1/2	50	1,700	0.01
W 10145	5/8	100	1,000	0.03
W 10157	3/4	25	500	0.04
W 10146	7/8	50	500	0.06
W 10147	1-1/8	25	250	0.11
W 10148	1-3/8	25	250	0.15
W 10149	1-5/8	10	100	0.22
W 10150	2-1/8	-	75	0.41
W 10151	2-5/8	-	50	0.66
W 10152	3-1/8	-	25	1.02
W 10153	3-5/8	-	20	1.03
W 10154	4-1/8	-	15	2.15
W 10155	5-1/8	-	8	3.34
W 10156	6-1/8	-	3	4.61
W 10130	8-1/8	-	1	14.13

COUPLING

REDUCING WC-400R

C x C 

Part	Size	Box	Ctn	Wt
W 01004	1/4 x 3/16	50	2,000	0.01
W 01005	x 1/8	50	2,000	0
W 01010	3/8 x 5/16	50	1,700	0.01
W 01011	x 1/4	50	2,000	0.01
W 01019	1/2 x 3/8	50	1,700	0.01
W 01021	x 1/4	50	1,200	0.02
W 01023	5/8 x 1/2	100	1,000	0.03
W 01025	x 3/8	100	1,000	0.03
W 01027	x 1/4	100	1,000	0.03
W 01029	3/4 x 5/8	100	600	0.05
W 01030	x 1/2	100	600	0.04
W 01031	x 3/8	100	600	0.04
W 01035	7/8 x 3/4	100	1,000	0.06
W 01036	x 5/8	50	500	0.08
W 01037	7/8 x 1/2	50	500	0.06
W 01038	x 3/8	50	500	0.06
W 01049	1-1/8 x 7/8	25	250	0.13
W 01050	x 3/4	25	250	0.11
W 01051	x 5/8	25	250	0.11
W 01052	x 1/2	25	250	0.11
W 01056	1-3/8 x 1-1/8	10	100	0.2
W 01058	x 7/8	10	100	0.17
W 01060	x 5/8	10	100	0.17
W 01064	1-5/8 x 1-3/8	10	100	0.23
W 01065	x 1-1/8	10	100	0.23
W 01067	x 7/8	10	100	0.24
W 01069	x 5/8	10	100	0.22
W 01073	2-1/8 x 1-5/8	-	100	0.43
W 01074	x 1-3/8	-	100	0.43
W 01075	x 1-1/8	-	100	0.46
W 01077	x 7/8	-	100	0.4
W 01079	x 5/8	-	75	0.41
W 01083	2-5/8 x 2-1/8	-	50	0.65
W 01084	x 1-5/8	-	50	0.75
W 01085	x 1-3/8	-	50	0.7
W 01086	x 1-1/8	-	50	0.71
W 01093	3-1/8 x 2-5/8	-	25	1.06
W 01094	x 2-1/8	-	25	1.1
W 01095	x 1-5/8	-	25	1.01
W 10101	3-5/8 x 3-1/8	-	25	1.22
W 10108	4-1/8 x 3-5/8	-	20	1.87
W 10109	x 3-1/8	-	20	0.76
W 10110	x 2-5/8	-	15	1.88
W 10111	x 2-1/8	-	20	1.97

45° ELBOW

WE-504

C x C 

Part	Size	Box	Ctn	Wt
W 03005	1/4	50	2,000	0.01
W 03012	3/8	50	2,800	0.01
W 03021	1/2	50	850	0.03
W 03026	5/8	50	500	0.04
W 03030	3/4	50	500	0.06
W 03034	7/8	25	250	0.09
W 03044	1-1/8	25	250	0.16
W 03050	1-3/8	10	100	0.25
W 03055	1-5/8	10	100	0.36
W 03059	2-1/8	10	50	0.6
W 03063	2-5/8	5	25	1
W 03067	3-1/8	2	20	1.53
W 03070	3-5/8	2	10	2.81
W 03073	4-1/8	-	5	3.14

45° ELBOW

STREET WE-505

FTG x C 

Part	Size	Box	Ctn	Wt
W 03312	3/8	100	3,400	0.01
W 03321	1/2	100	1,500	0.03
W 03326	5/8	50	500	0.03
W 03330	3/4	50	500	0.06
W 03334	7/8	25	250	0.09
W 03344	1-1/8	25	250	0.15
W 03350	1-3/8	10	100	0.24
W 03355	1-5/8	10	100	0.33
W 03359	2-1/8	5	50	0.61
W 03363	2-5/8	2	20	1.05
W 03368	3-1/8	2	10	1.52
W 03373	4-1/8	-	5	3.11

45° ELBOW

WE-507

FTG x FTG 

Part	Size	Box	Ctn	Wt
W 03621	1/2	50	1,700	0.02
W 03626	5/8	50	750	0.04
W 03634	7/8	25	250	0.1
W 03644	1-1/8	10	100	0.18

90° ELBOW

SHORT RADIUS WE-500

C x C 

Part	Size	Box	Ctn	Wt
W 02003	1/4	50	2,000	0.01
W 02009	3/8	50	1,700	0.02
W 02017	1/2	50	1,000	0.03
W 02022	5/8	100	1,000	0.05
W 02028	3/4	50	500	0.08
W 02034	7/8	50	500	0.11
W 02040	1	20	200	0.22
W 02047	1-1/8	25	250	0.24
W 02084	1-3/8	10	100	0.3
W 02085	1-5/8	10	100	0.42
W 02086	2-1/8	10	50	0.76
W 02087	2-5/8	5	25	1.19
W 02088	3-1/8	5	25	1.88
W 02089	3-5/8	2	10	2.77
W 02090	4-1/8	2	10	4
W 02097	6-1/8	-	1	13.73

REDUCING

Part	Size	Box	Ctn	Wt
W 02011	3/8 x 1/4	50	750	0.02
W 02019	1/2 x 3/8	50	750	0.03
W 02023	5/8 x 1/2	50	500	0.05
W 02025	x 3/8	50	500	0.05
W 02029	3/4 x 5/8	50	500	0.06
W 02030	x 1/2	50	500	0.07
W 02035	7/8 x 3/4	50	500	0.11
W 02036	x 5/8	50	500	0.11
W 02037	x 1/2	50	500	0.11
W 02049	1-1/8 x 7/8	25	250	0.17
W 02050	x 3/4	25	250	0.16
W 02051	x 5/8	25	250	0.18
W 02052	x 1/2	25	150	0.2
W 02056	1-3/8 x 1-1/8	20	200	0.32
W 02077	1-5/8 x 1-3/8	5	100	0.33
W 02078	2-1/8 x 1-5/8	5	50	0.6

90° ELBOW

LONG RADIUS WE-500L

C x C 

Part	Size	Box	Ctn	Wt
W 02701	3/16	50	1,000	0
W 02715	1/4	50	2,000	0.01
W 02710	5/16	50	1,700	0.01
W 02716	3/8	50	1,700	0.02
W 02717	1/2	50	500	0.04
W 02722	5/8	50	500	0.06
W 02728	3/4	50	500	0.09
W 02734	7/8	25	250	0.13
W 02747	1-1/8	10	100	0.27
W 02055	1-3/8	10	100	0.42
W 02063	1-5/8	5	50	0.6
W 02072	2-1/8	5	25	1.23
W 02082	2-5/8	5	25	2.05
W 02092	3-1/8	2	10	3.13
W 02093	3-5/8	1	5	5.53
W 02095	4-1/8	-	1	7.98

REDUCING

Part	Size	Box	Ctn	Wt
W 02711	3/8 x 1/4	50	3,000	0.01
W 02719	1/2 x 3/8	50	2,000	0.03
W 02723	5/8 x 1/2	50	1,000	0.04
W 02725	x 3/8	50	1,000	0.03
W 02735	7/8 x 3/4	25	250	0.12
W 02736	x 5/8	50	500	0.09
W 02749	1-1/8 x 7/8	10	100	0.17
W 02756	1-3/8 x 1-1/8	10	100	0.31
W 02058	x 7/8	10	100	0.37
W 02060	x 5/8	10	100	0.37
W 02064	1-5/8 x 1-3/8	5	50	0.44
W 02065	x 1-1/8	5	50	0.52
W 02067	x 7/8	5	50	0.51
W 02073	2-1/8 x 1-5/8	2	20	0.98
W 02074	x 1-3/8	2	20	0.94
W 02075	x 1-1/8	2	20	0.97
W 02083	2-5/8 x 2-1/8	2	20	1.53

90° ELBOW

STREET SHORT RADIUS WE-503

FTG x C 

Part	Size	Box	Ctn	Wt
W 02305	1/4	50	2,000	0.01
W 02312	3/8	50	1,700	0.02
W 02321	1/2	50	750	0.03
W 02326	5/8	50	500	0.05
W 02330	3/4	25	250	0.09
W 02334	7/8	25	250	0.11
W 02344	1-1/8	25	250	0.22
W 02384	1-3/8	25	125	0.29
W 02385	1-5/8	10	100	0.44
W 02386	2-1/8	10	50	0.77
W 02387	2-5/8	5	25	1.23
W 02388	3-1/8	2	20	1.94
W 02389	3-5/8	1	10	2.78
W 02390	4-1/8	2	10	4.03

90° ELBOW

STREET LONG RADIUS WE-503L

FTG x C 

Part	Size	Box	Ctn	Wt
W 02809	3/8	50	1,700	0.02
W 02817	1/2	50	500	0.04
W 02822	5/8	50	500	0.06
W 02828	3/4	25	250	0.09
W 02834	7/8	25	250	0.13
W 02847	1-1/8	10	100	0.26
W 02350	1-3/8	10	100	0.42
W 02355	1-5/8	5	50	0.6
W 02359	2-1/8	5	25	1.23
W 02363	2-5/8	5	25	2.08
W 02368	3-1/8	2	10	3.12
W 02393	3-5/8	1	5	5.52
W 02395	4-1/8	-	1	8.07

90° ELBOW

SHORT RADIUS WE-506

FTG x FTG 

Part	Size	Box	Ctn	Wt
W 02612	3/8	50	2,800	0.02
W 02621	1/2	50	750	0.03
W 02626	5/8	50	500	0.05
W 02634	7/8	25	250	0.11
W 02644	1-1/8	10	100	0.22
W 02684	1-3/8	10	100	0.31
W 02685	1-5/8	5	50	0.43
W 02686	2-1/8	1	10	0.79
W 02687	2-5/8	1	10	1.25
W 02688	3-1/8	1	10	2.08
W 02689	3-5/8	1	10	2.63
W 02690	4-1/8	1	5	3.88

90° ELBOW

LONG RADIUS WE-506L

FTG x FTG 

Part	Size	Box	Ctn	Wt
W 02650	1-3/8	5	50	0.44
W 02655	1-5/8	5	50	0.63
W 02659	2-1/8	1	10	1.23

90° ELBOW

FORGED BRASS WE-502

C x F 

Part	Size	Box	Ctn	Wt
W 02206	1/4 x 1/4	50	450	0.1
W 02207	x 1/8	50	800	0.07
W 02214	3/8 x 3/8	50	600	0.1
W 02216	x 1/8	50	700	0.08
W 02225	x 3/8	25	300	0.11
W 02226	x 1/4	25	350	0.1

90° ELBOW

FORGED BRASS WE-501

C x M 

Part	Size	Box	Ctn	Wt
W 02106	x 1/4	50	700	0.07
W 02107	x 1/8	50	1,200	0.04
W 02115	x 1/4	50	800	0.06
W 02116	x 1/8	50	800	0.06
W 02125	x 3/8	25	400	0.1
W 02132	x 3/8	10	240	0.16

FITTING REDUCER

WC-403

FTG x C 

Part	Size	Box	Ctn	Wt
W 01302	1/4 x 1/8	50	2,000	0
W 01306	3/8 x 1/4	50	2,000	0.01
W 01312	1/2 x 3/8	50	2,000	0.02
W 01314	x 1/4	50	2,800	0.01
W 01315	5/8 x 1/2	50	750	0.03
W 01317	x 3/8	50	1,700	0.02
W 01320	3/4 x 5/8	100	1,000	0.04
W 01321	x 1/2	100	900	0.04
W 01322	x 3/8	100	900	0.04
W 01325	7/8 x 3/4	50	500	0.06
W 01326	x 5/8	50	500	0.06
W 01327	x 1/2	50	500	0.06
W 01337	1-1/8 x 7/8	25	250	0.11
W 01338	x 3/4	25	250	0.1
W 01339	x 5/8	25	250	0.1
W 01340	x 1/2	20	200	0.1
W 01343	1-3/8 x 1-1/8	10	100	0.17
W 01345	x 7/8	10	100	0.17
W 01347	x 5/8	10	100	0.16
W 01350	1-5/8 x 1-3/8	10	100	0.23
W 01351	x 1-1/8	10	100	0.24
W 01353	x 7/8	10	100	0.23
W 01355	x 5/8	10	100	0.22
W 01358	2-1/8 x 1-5/8	—	100	0.44
W 01359	x 1-3/8	—	100	0.43
W 01360	x 1-1/8	—	100	0.45
W 01362	x 7/8	—	100	0.43
W 01364	x 5/8	—	100	0.42

FITTING REDUCER (CONT.)

Part	Size	Box	Ctn	Wt
W 01367	2-5/8 x 2-1/8	—	50	0.62
W 01368	x 1-5/8	—	50	0.57
W 01369	x 1-3/8	—	50	0.62
W 01370	x 1-1/8	—	50	0.63
W 01376	3-1/8 x 2-5/8	—	25	1
W 01377	x 2-1/8	—	25	0.89
W 01379	x 1-3/8	—	50	1.01
W 01381	3-5/8 x 3-1/8	—	20	1.28
W 01382	x 2-5/8	—	20	1.37
W 01383	x 2-1/8	—	20	1.47
W 01386	4-1/8 x 3-5/8	—	20	1.74
W 01387	x 3-1/8	—	15	1.77
W 01388	x 2-5/8	—	15	1.83
W 01389	x 2-1/8	—	15	1.86

HANGER

HI-EAR W-124

C 

Part	Size	Box	Ctn	Wt
A 03167	5/8	100	10,000	0.03
A 03168	7/8	25	500	0.04
A 03171	1-1/8	25	250	0.04

P-TRAP

SUCTION LINE WE-554P

C x C 

Part	Size	Box	Ctn	Wt
W 60999	5/8	10	50	0.38
W 61008	3/4	10	50	0.51
W 61000	7/8	5	25	0.63
W 61001	1-1/8	3	15	0.87
W 61002	1-3/8	4	20	1.16
W 61003	1-5/8	4	4	2.28
W 61009	2-1/8	—	3	3.87

P-TRAP

SUCTION LINE LONG RADIUS WE-554PL

C x C 

Part	Size	Box	Ctn	Wt
W 60998	5/8	30	150	0.15
W 60997	3/4	20	100	0.3
W 60996	7/8	15	75	0.36
W 60995	1-1/8	15	75	0.58
W 60994	1-3/8	5	25	0.97
W 60993	1-5/8	—	5	1.84
W 60992	2-1/8	—	3	3.61

PLUG

FITTING WC-416

FTG 

Part	Size	Box	Ctn	Wt
A 01402	1/4	50	500	0.01
A 01422	3/8	100	4,000	0.01
A 01392	1/2	50	2,000	0.02
A 01504	5/8	50	1,200	0.03
A 01529	7/8	50	600	0.07
A 01556	1-1/8	25	375	0.12
A 01590	1-3/8	15	180	0.2
A 01628	1-5/8	10	120	0.28

RETURN BEND

WE-512

C x C 

Part	Size	Box	Ctn	Wt
W 06025	3/8 x 4-1/2	25	150	0.1
W 06020	x 1-1/2	25	850	0.02
W 06048	1/2 x 6	—	100	0.21
W 06045	x 4	—	200	0.14
W 06041	x 3	25	250	0.11
W 06036	x 2	50	300	0.06
W 06035	x 12-9/32	50	300	0.08
W 06032	x 1-1/2	50	500	0.06
W 06069	5/8 x 6	5	30	0.3
W 06062	x 3-3/8	10	100	0.18
W 06060	x 3	25	150	0.16

RETURN BEND (CONT.)

Part	Size	Box	Ctn	Wt
W 06058	x 2-1/2	25	250	0.14
W 06056	x 2-1/4	25	250	0.13
W 06053	x 1-7/8	25	250	0.11
W 06051	x 19/16	25	250	0.1
W 06084	3/4 x 4	—	120	0.25
W 06081	x 3-3/8	10	90	0.24
W 06077	x 2-1/2	10	100	0.17
W 06074	x 2-1/8	10	100	0.16
W 06073	x 2	10	100	0.15
W 06099	7/8 x 12	—	15	0.88
W 06095	x 3-3/8	10	100	0.29
W 06092	x 2-1/2	10	100	0.23
W 60111	1-1/8 x 3-1/4	5	50	0.49
W 60110	x 3	5	50	0.47
W 60121	1-3/8 x 3-3/4	5	50	0.65
W 60131	1-5/8 x 4-1/2	5	25	1
W 60140	2-1/8 x 5-1/2	5	25	1.92

TEE

WT-600

C x C x C 

Part	Size	Box	Ctn	Wt
W 40302	3/16	50	1,700	0.01
W 40306	1/4	100	2,400	0.01
W 40313	5/16	50	1,700	0.01
W 04000	3/8	50	1,700	0.02
W 04001	1/2	50	500	0.04
W 04006	5/8	50	500	0.07
W 04017	3/4	25	250	0.12
W 04031	7/8	25	250	0.16
W 04048	1-1/8	10	100	0.29
W 04068	1-3/8	5	50	0.42
W 04084	1-5/8	5	50	0.6
W 40102	2-1/8	5	25	1.14
W 40123	2-5/8	2	20	1.72
W 40152	3-1/8	2	10	2.77
W 40190	3-5/8	1	5	5.66
W 40200	4-1/8	1	5	5.99
W 40400	5-1/8	—	1	12.38
W 40500	6-1/8	—	1	20.85

REDUCING

Part	Size	Box	Ctn	Wt
W 40368	1/4x1/4x3/8	50	750	0.03
W 40308	x 3/16	50	2,000	0.01
W 40334	5/16x5/16x3/8	50	750	0.03
W 04016	3/8x3/8x5/8	50	500	0.08
W 04005	x 1/2	50	500	0.04
W 40324	x 1/4	50	1,700	0.02
W 40330	x 1/4 x 3/8	50	500	0.02
W 40332	x 1/4	50	1,700	0.02
W 04015	1/2x1/2x5/8	50	500	0.09
W 04002	x 3/8	50	500	0.04
W 40350	x 1/4	50	500	0.04
W 04003	x 3/8x1/2	50	500	0.05
W 04004	x 3/8	50	500	0.04
W 40358	x 1/4	50	750	0.04
W 40363	x 1/4x1/2	50	750	0.05
W 40364	x 3/8	50	750	0.04
W 40366	x 1/4	50	450	0.05
W 04067	5/8x5/8x1-1/8	10	100	0.35
W 04047	x 7/8	25	250	0.11
W 04029	x 3/4	25	250	0.1
W 04007	x 1/2	50	500	0.08
W 04008	x 3/8	50	500	0.06
W 04014	x 1/4	50	500	0.08
W 04009	x 1/2x5/8	50	500	0.09
W 04010	x 1/2	50	500	0.08
W 04011	x 3/8	50	500	0.08
W 04012	x 3/8x5/8	50	500	0.09
W 40367	x 1/2	50	500	0.08
W 04013	x 3/8	50	500	0.09
W 04046	3/4x3/4x7/8	25	250	0.15
W 04018	x 5/8	25	250	0.1
W 04019	x 1/2	25	250	0.1
W 04020	x 3/8	25	250	0.1
W 04021	x 5/8x3/4	25	225	0.13
W 04022	x 5/8	25	250	0.11
W 04023	x 1/2	25	225	0.11
W 04025				



Tube • Fittings • Valves

TEE (CONT.)

Part	Size	Box	Ctn	Wt
W 04032	x 3/4	25	250	0.17
W 04033	x 5/8	25	250	0.12
W 04034	7/8x7/8x1/2	25	250	0.11
W 04035	x 3/8	25	250	0.11
W 04036	x 3/4 x 7/8	25	250	0.19
W 04037	x 3/4	25	250	0.17
W 04041	x 5/8 x 7/8	25	250	0.16
W 04042	x 3/4	25	150	0.17
W 04043	x 5/8	25	250	0.13
W 04044	x 1/2	25	250	0.12
W 04045	x 3/8	25	225	0.15
W 40101	1-1/8x1-1/8x1-5/8	5	50	0.47
W 04082	x 1-3/8	5	50	0.31
W 04049	x 7/8	10	100	0.24
W 04050	x 3/4	10	100	0.27
W 04051	x 5/8	10	100	0.21
W 04052	x 1/2	10	100	0.19
W 04055	x 7/8x1-1/8	10	100	0.3
W 04056	x 7/8	10	100	0.25
W 04057	x 3/4	10	90	0.43
W 04058	x 5/8	10	100	0.23
W 04059	x 1/2	10	100	0.21
W 40233	x 3/4x11/8	10	100	0.33
W 40234	x 7/8	10	90	0.3
W 40235	x 3/4	10	100	0.31
W 40236	x 5/8	10	90	0.35
W 04061	x 5/8x1-1/8	10	100	0.3
W 04062	x 7/8	10	100	0.28
W 04063	x 5/8	10	100	0.21
W 40122	1-3/8x1-3/8x2-1/8	2	20	0.89
W 40100	x 1-5/8	5	50	0.49
W 04069	x 1-1/8	5	50	0.41
W 04070	x 7/8	5	50	0.35
W 04071	x 5/8	5	50	0.32
W 04072	x 1/2	5	50	0.29
W 04073	x 1-1/8 x1-3/8	5	50	0.48
W 04074	x 1-1/8	5	50	0.46
W 04075	x 7/8	5	50	0.38
W 04076	x 5/8	5	50	0.36
W 04078	x 7/8 x 1-3/8	5	50	0.45
W 04079	x 1-1/8	5	50	0.46
W 04080	x 7/8	5	50	0.37
W 04081	x 5/8	5	50	0.34
W 04083	x 5/8 x 1-3/8	5	50	0.57
W 40121	1-5/8x1-5/8x2-1/8	2	20	1.21
W 04085	x 1-3/8	5	50	0.57
W 04086	x 1-1/8	5	50	0.52
W 04087	x 7/8	5	50	0.47
W 04088	x 5/8	5	50	0.42
W 04089	x 1/2	5	50	0.41
W 04090	x 1-3/8x1-5/8	5	50	0.68
W 04091	x 1-3/8	5	50	0.69
W 04092	x 1-1/8	5	50	0.57
W 04093	x 7/8	5	50	0.57
W 04094	x 5/8	5	50	0.45
W 04095	x 1-1/8x1-5/8	5	50	0.68
W 04096	x 1-3/8	5	50	0.65
W 04097	x 1-1/8	5	50	0.61
W 04098	x 7/8	5	50	0.56
W 40237	x 5/8	5	30	0.45
W 04099	x 7/8 x 1-5/8	5	50	0.67
W 40239	x 1-3/8	5	50	0.75
W 40240	x 1-1/8	5	50	0.52
W 40238	x 7/8	5	50	0.55
W 40243	x 5/8	5	50	0.47
W 40244	x 5/8 x 15/8	5	50	0.66
W 40153	2-1/8x2-1/8x3-1/8	1	10	2.55
W 40144	x 2-5/8	1	10	1.46
W 40103	x 1-5/8	5	50	0.99
W 40104	x 1-3/8	5	50	0.85
W 40105	x 1-1/8	5	50	0.88
W 40106	x 7/8	5	50	0.83
W 40107	x 5/8	5	50	0.67
W 40108	x 1/2	2	20	0.68
W 40109	x 1-5/8x2-1/8	2	20	1.31
W 40110	x 1-5/8	2	20	1.15
W 40111	x 1-3/8	2	20	0.86
W 40112	x 1-1/8	2	20	1.06
W 40113	x 7/8	2	20	0.75
W 40114	x 5/8	5	50	0.77
W 40115	x 1-3/8x2-1/8	2	20	1.3
W 40116	x 1-5/8	2	20	1.14
W 40117	x 1-3/8	2	20	1.09

TEE (CONT.)

Part	Size	Box	Ctn	Wt
W 40118	x 1-1/8	2	20	0.95
W 40119	x 7/8	5	50	0.76
W 40120	x 5/8	5	20	0.78
W 40245	x 1-1/8x2-1/8	5	25	1.64
W 40247	x 1-1/8	5	50	1.06
W 40248	x 7/8 x 2-1/8	5	25	1.71
W 40249	x 5/8 x 2-1/8	5	25	1.66
W 40124	2-5/8x2-5/8x2-1/8	2	20	1.59
W 40125	x 1-5/8	2	20	1.49
W 40126	x 1-3/8	2	20	1.87
W 40127	x 1-1/8	2	20	1.83
W 40128	x 7/8	1	10	1.83
W 40129	x 5/8	1	10	2.05
W 40130	x 21/8x2-5/8	4	20	2.3
W 40131	x2-1/8	2	20	1.84
W 40132	x 1-5/8	4	20	2.09
W 40133	x 1-3/8	4	20	2.12
W 40134	x 1-1/8	4	20	2.1
W 40135	x 7/8	4	20	2.06
W 40136	x 5/8	4	20	2.2
W 40137	x 1-5/8x2-5/8	4	20	2.32
W 40138	x 2-1/8	4	20	1.84
W 40139	x 1-5/8	4	20	2.11
W 40140	x 1-3/8	4	20	2.17
W 40141	x 1-1/8	4	20	1.83
W 40142	x 7/8	4	20	2.36
W 40143	x 5/8	4	20	2.36
W 40220	x 1-3/8x2-5/8	4	20	2.35
W 40250	x 2-1/8	4	20	1.82
W 40251	x 1-5/8	4	20	2.47
W 40252	x 1-3/8	4	20	1.96
W 40253	x 1-1/8	4	20	2.47
W 40254	x 7/8	4	20	2.18
W 40255	x 5/8	4	20	2.47
W 40221	x 1-1/8x2-5/8	4	20	2.39
W 40256	x 2-1/8	4	20	1.97
W 40257	x 1-5/8	4	20	2.15
W 40258	x 1-3/8	4	20	2.04
W 40259	x 1-1/8	4	20	2.27
W 40222	x 7/8x2-5/8	4	20	2.41
W 40151	3-1/8x3-1/8x2-5/8	2	10	2.45
W 40150	x 2-1/8	2	20	2.3
W 40149	x 1-5/8	2	10	2.18
W 40148	x 1-3/8	2	10	2.38
W 40147	x 1-1/8	2	20	1.96
W 40146	x 7/8	2	20	1.49
W 40145	x 5/8	2	20	1.38
W 40159	x 2-5/8x3-1/8	2	10	2.96
W 40158	x 2-5/8	2	10	4.52
W 40157	x 2-1/8	2	10	2.68
W 40156	x 1-5/8	2	10	2.63
W 40155	x 1-3/8	2	10	2.62
W 40154	x 1-1/8	2	20	2.02
W 40167	x 2-1/8x3-1/8	2	10	3.07
W 40165	x 2-5/8	2	10	4.64
W 40164	x 2-1/8	2	10	2.75
W 40163	x 1-5/8	2	10	2.57
W 40162	x 1-3/8	2	10	2.61
W 40161	x 1-1/8	2	20	2.04
W 40174	x 1-5/8x3-1/8	2	10	2.97
W 40181	x 1-3/8x3-1/8	2	10	3.14
W 40178	x 1-1/8x3-1/8	2	10	3.02
W 40179	x 7/8x3-1/8	2	10	3.03
W 40198	4-1/8x4-1/8x3-1/8	1	5	4.94
W 40197	x 2-5/8	1	5	5.16
W 40196	x 2-1/8	1	10	4.52
W 40195	x 1-5/8	1	10	4.47
W 40194	x 1-3/8	1	10	4.55
W 40193	x 1-1/8	1	10	3.05
W 40192	x 7/8	1	10	2.89
W 40191	x 5/8	1	10	2.89
W 40208	x 3-1/8x4-1/8	1	5	8.66
W 40206	x 3-1/8	1	5	5.12
W 40205	x 2-5/8	1	5	5.61
W 40204	x 2-1/8	1	5	4.76
W 40212	x 2-5/8x4-1/8	1	5	7.79
W 40216	x 2-1/8x4-1/8	1	5	8.95
W 40215	x 1-5/8x4-1/8	1	5	8.51
W 40214	4-1/8x1-3/8x4-1/8	1	5	8.57
W 40213	x 1-1/8x4-1/8	1	5	9.33
W 40503	6-1/8x6-1/8x3-1/8	-	1	11
W 40504	x 2-5/8	-	1	11.1
W 40505	x 2-1/8	-	1	9.54

TEE

FORGED BRASS WT-602 C x C x C

Part	Size	Box	Ctn	Wt
W 04208	1/4x1/4x1/4	50	450	0.09
W 04209	x 1/8	50	1,200	0.04
W 04228	3/8x3/8x3/8	25	350	0.15
W 04229	x 1/4	25	400	0.1
W 04230	x 1/8	10	400	0.11
W 04259	1/2x1/2x3/8	10	240	0.15
W 04283	5/8x5/8x1/2	10	150	0.33

TEE

FITTING WT-600F C x FTG x

Part	Size	Box	Ctn	Wt
W 04106	5/8	50	300	0.1
W 04131	7/8	25	150	0.19

UNION

WC-407 C x C

Part	Size	Box	Ctn	Wt
W 08001	3/8	25	250	0.12
W 08002	1/2	25	250	0.11
W 08003	5/8	25	250	0.16
W 08004	7/8	25	150	0.37
W 08005	1-1/8	10	100	0.52

COPPER TUBE STRAP

2-HOLE WS-1100

Part	Size	Box	Ctn	Wt
A 01203	1/4	100	4,000	0.01
A 01278	3/8	100	5,600	0.01
A 01366	1/2	100	3,400	0.01
A 02529	5/8	100	1,500	0.01
A 01467	3/4	100	2,000	0.01
A 02574	7/8	50	750	0.01
A 02614	1-1/8	50	750	0.02
A 02650	1-3/8	50	500	0.04
A 02675	1-5/8	50	500	0.05
A 02708	2-1/8	50	500	0.06

PERFORATED COPPER STRAP

WS-1101

Part	Size	Box	Ctn	Wt
A 01211	25 Ft. Roll	1	10	1.63

COPPER FITTING DATA

TEMPERATURE - PRESSURE RATINGS OF SOLDER JOINTS					
ALLOYS USED FOR JOINTS	SERVICE TEMPERATURE °F	STANDARD TUBE SIZE, TYPES K, L, AND M			
		WATER AND NON-CORROSIVE LIQUIDS & GASES			
		1/4 to 1	1-1/4 to 2	2-1/2 to 4	5 to 8
50 / 50 Tin Lead Solder Not to be used in potable water systems	100	200	175	150	135
	150	150	125	100	90
	200	100	90	75	70
	250	85	75	50	45
95 / 5 Tin-Antimony Solder	100	1090	850	705	660
	150	625	485	405	375
	200	505	395	325	305
	250	270	210	175	165
Alloy E Solder	100	710	555	460	430
	150	475	370	305	285
	200	375	290	240	225
	250	320	250	205	195
Alloy HB Solder	100	1035	805	670	625
	150	710	555	460	430
	200	440	345	285	265
	250	430	335	275	260
Brazing Alloys (melting at or above 1000°F)	Pressure-temperature ratings is that of the tubing being used				

Note: Ratings are those given in ASME B 16.22 "Wrought Copper and Copper Alloy Solder Joint Pressure Fittings." (a) Solder alloys are covered by ASTM Standard Specification B32. The Safe Drinking Water Act Amendment of 1986 prohibits the use of any solder having a lead content in excess of 02% for potable water systems.

PRESSURE LOSS IN FITTINGS EXPRESSED AS EQUIVALENT LENGTH OF TUBE, FEET						
Normal or Standard in Inches	Wrot Copper Fittings					
	90 Degree Ell	45 Degree Ell	Tee Straight Run	Tee Side Branch	Coupling	180 Degree Bend
3/8	0.5	0.5	0.5	1	-	0.5
1/2	0.5	0.5	0.5	1	-	1
5/8	0.5	0.5	0.5	2	-	1
3/4	1	0.5	0.5	2	-	2
1	1	1	0.5	3	-	2
1-1/4	2	1	0.5	4	0.5	3
1-1/2	2	2	1	5	0.5	4
2	2	2	1	7	0.5	8
2-1/2	2	3	2	9	0.5	16
3	3	4	-	-	1	20

COPPER TUBE AND SOLDER TYPE FITTINGS

1. Cut tube square with the cutter or fine hack saw (32 tooth blade is recommended). Remove Burr.

2. Clean outside end of copper tube thoroughly with sand cloth or sandpaper equal depth of fitting. Leave no dark spots.

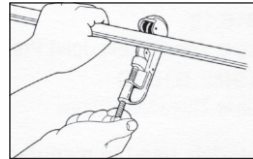
3. Clean inside of fitting carefully to tube stop with wire brush. Note: Sand cloth or sandpaper may also be used.

4. Using a brush, apply light uniform coat of soldering flux to the outside of the tube and inside of the fitting.


5. Slip tube into fitting to tube stop. Turn tube back and forth once or twice to distribute flux evenly.

6. Apply heat uniformly around the fitting with torch. When solder melts upon contact with heated fitting, the proper soldering temperature has been reached. Remove flame and feed solder slightly off center at the bottom of the joint. Proceed across the bottom of the fitting and up to the top center position. Return to the starting point, and then proceed up the incomplete side to the top, again, overlapping the solder metal. Wipe off surplus solder with a piece of cloth.

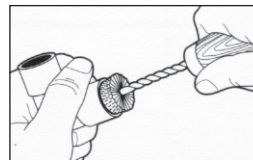
CAUTION: No not overheat the joint or direct the flame into the face of the fitting cup. Overheating could burn the flux, which will destroy its effectiveness and the solder will not enter the joint properly.



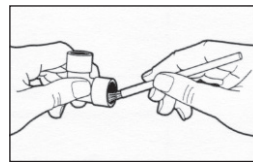
1. Cut tube to length & remove burr with file or scraper.



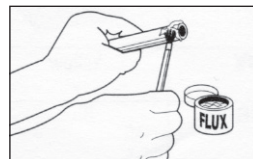
2. Clean outside of tube with sandpaper or sand cloth.



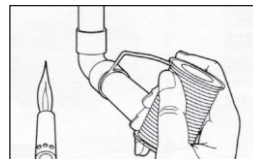
3. Clean inside of fitting with wire brush, sand cloth or sandpaper.



4. Apply flux thoroughly to inside of fitting.



5. Apply flux thoroughly to outside of tube - assemble tube and fitting.



6. Apply heat with torch. When solder melts upon contact with heated fitting, the proper temp for soldering has been reached. Remove flame & feed solder to the joint at one or two points until a ring of solder appears at the end of the fitting.