

**Streamline**<sup>®</sup>

Tube • Fittings • Valves

THE INDUSTRY'S FINEST PRODUCTS.  
**80 YEARS & COUNTING.**

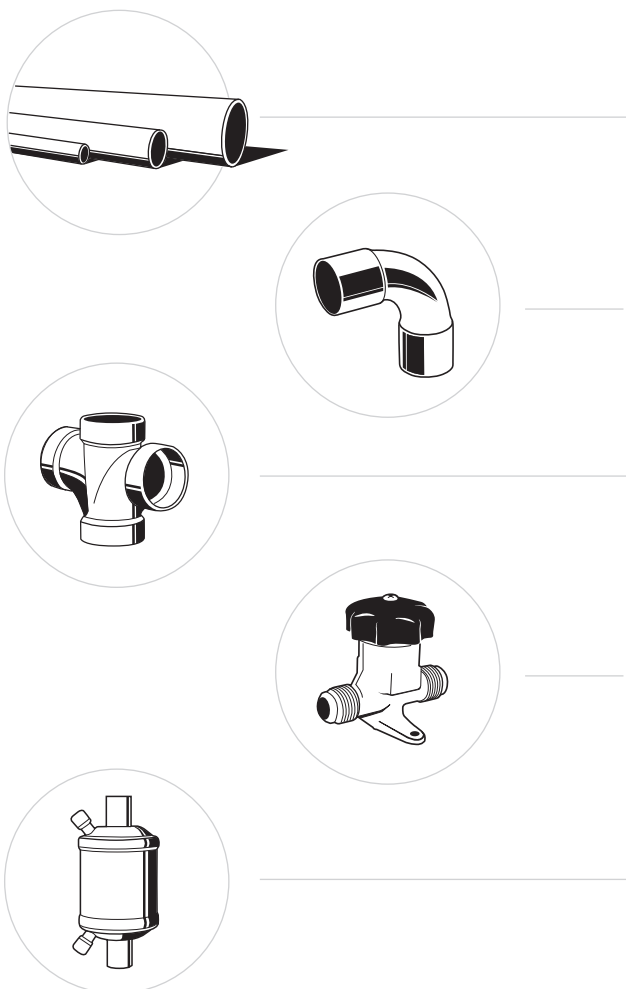


**HVACR**  
WHOLESALE CATALOG

A BRAND OF MUELLER INDUSTRIES







## CONTENTS

### Tube & Pipe

Copper Tube	.8-9
Plastic-Coated Copper Tube	.10
Level Wound Copper Tube	.11
Line Sets	.12-14
ABS DWV Pipe	.15

### Solder-Joint Copper Fittings

.16-27

### Brass 45° Flare Fittings & Flanges

.28-35

### Plastic Fittings

PVC Schedule 40 Pressure Fittings	.38-43
ABS DWV Fittings	.44-57
PVC DWV Fittings	.58-71

### Refrigeration Valves

Ball Valves	.74-78
Check Valves	.79-80
Compressor Valves	.81-82
Packed Line Valves	.83-84
Packless Diaphragm Valves	.85
Angle Isolation Valves	.86
Relief Valves & Manifolds	.87-91

### Protection Devices

Filter Driers	.94-97
Sight Glasses / Moisture Indicators	.98-99
Strainers	.100

### Index

.101



▶ **80 YEARS**  
OF THE INDUSTRY'S  
FINEST PRODUCTS.  
  
**AND COUNTING.**



▶ **Mueller Industries' Streamline® brand of tube, fittings, valves and related products have set the HVAC & Refrigeration Industry's standard of excellence for over 80 years. Known for quality, precision fit and reliable performance, we're proud to be the preferred and specified brand of professionals all around the world.**





### **Streamline® Past and Future.**

When Mueller Industries introduced the world's first solder-type copper fittings under the Streamline brand in 1930, the HVACR industry changed forever.

Those then-revolutionary Streamline copper solder-jointed fittings were strong, precise and reliable, which helped establish all-copper systems as the industry standard.

Today, Streamline stands for 80 years of excellence in HVAC & Refrigeration flow-control products.

Manufactured in the U.S.A. in our many modern, state-of-the-art facilities, Streamline copper tube,

fittings and line sets; plastic pipe and fittings; brass flare fittings;

refrigeration valves and protection devices are known and respected all

over the world for consistency, precision fit and unflinching performance.






*Streamline*<sup>®</sup>

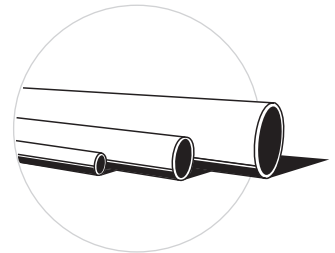
PREMIUM QUALITY TUBE & PIPE MANUFACTURED TO  
**THE ABSOLUTE HIGHEST STANDARDS.**



# TUBE & PIPE



▶ A global leader in premium-quality tube and pipe products since the early 1900's, Streamline® copper tube, line sets and ABS DWV pipe are manufactured in the USA to the absolute highest quality standards. From our pioneering of nitrogen charged ACR copper tube to the precision manufacturing of our ABS DWV pipe, our products reflect many industry first innovations and leading technologies. Each tube and pipe product line offers a full selection of choices to meet the needs of our customers' plumbing, air-conditioning, refrigeration, medical gas and other specialty applications.



- Copper Tube
- Plastic Coated Copper Tube
- Level Wound Copper Tube
- Line Sets
- ABS DWV Pipe

*Streamline*®

# COPPER TUBE • PLUMBING



Streamline® Copper Tube sets the standard for quality, consistency and service in the plumbing industries. With a full line of copper tube products to support most all plumbing supply and DWV applications, Streamline® Copper Tube is available in all common types including Type K, Type L, Type M and DWV. Each piece of tube is incised marked and color coded for easy, long lasting identity. Manufactured in accordance with applicable standards, our ongoing commitment to quality continues to make Streamline® Copper Tube the preferred and specified brand of industry professionals.



- Made to applicable ASTM standards B88, B306, B819
- Meets NSF 61G
- Made in the USA

## Copper Tube • Plumbing

Nom. Dia.	O.D. Dia.	TYPE K			TYPE L			TYPE M	DWV	MEDICAL GAS	
		Hard Lengths	Soft Coils	Soft Lengths	Hard Lengths	Soft Coils	Soft Lengths	Hard Lengths	Hard Lengths	Nitrogenized thr 3-1/8" only	
										Type K Hard Lengths	Type L Hard Lengths
1/4"	3/8"	10 ft, 20 ft	60 ft, 100 ft	10 ft, 20 ft	10 ft, 20 ft	60 ft, 100 ft	10 ft, 20 ft	-	-	10 ft, 20 ft	10 ft, 20 ft
3/8"	1/2"	10 ft, 20 ft	60 ft, 100 ft	10 ft, 20 ft	10 ft, 20 ft	60 ft, 100 ft	10 ft, 20 ft	10 ft, 20 ft	-	10 ft, 20 ft	10 ft, 20 ft
1/2"	5/8"	10 ft, 20 ft	60 ft, 100 ft	10 ft, 20 ft	10 ft, 20 ft	60 ft, 100 ft	10 ft, 20 ft	10 ft, 20 ft	-	10 ft, 20 ft	10 ft, 20 ft
5/8"	3/4"	10 ft, 20 ft	60 ft, 100 ft	10 ft, 20 ft	10 ft, 20 ft	60 ft, 100 ft	10 ft, 20 ft	10 ft, 20 ft	-	10 ft, 20 ft	10 ft, 20 ft
3/4"	7/8"	10 ft, 20 ft	60 ft, 100 ft	10 ft, 20 ft	10 ft, 20 ft	60 ft, 100 ft	10 ft, 20 ft	10 ft, 20 ft	-	10 ft, 20 ft	10 ft, 20 ft
1"	1-1/8"	10 ft, 20 ft	60 ft, 100 ft	10 ft, 20 ft	10 ft, 20 ft	60 ft, 100 ft	10 ft, 20 ft	10 ft, 20 ft	-	10 ft, 20 ft	10 ft, 20 ft
1-1/4"	1-3/8"	10 ft, 20 ft	60 ft, 100 ft	10 ft, 20 ft	10 ft, 20 ft	60 ft, 100 ft	10 ft, 20 ft	10 ft, 20 ft	10 ft, 20 ft	10 ft, 20 ft	10 ft, 20 ft
1-1/2"	1-5/8"	10 ft, 20 ft	60 ft, 100 ft	10 ft, 20 ft	10 ft, 20 ft	60 ft, 100 ft	10 ft, 20 ft	10 ft, 20 ft	10 ft, 20 ft	10 ft, 20 ft	10 ft, 20 ft
2"	2-1/8"	10 ft, 20 ft	40 ft, 60 ft	10 ft, 20 ft	10 ft, 20 ft	40 ft, 60 ft	10 ft, 20 ft	10 ft, 20 ft	10 ft, 20 ft	10 ft, 20 ft	10 ft, 20 ft
2-1/2"	2-5/8"	10 ft, 20 ft	-	10 ft, 20 ft	10 ft, 20 ft	-	10 ft, 20 ft	10 ft, 20 ft	-	10 ft, 20 ft	10 ft, 20 ft
3"	3-1/8"	10 ft, 20 ft	-	10 ft, 20 ft	10 ft, 20 ft	-	10 ft, 20 ft	10 ft, 20 ft	10 ft, 20 ft	10 ft, 20 ft	10 ft, 20 ft
3-1/2"	3-5/8"	10 ft, 20 ft	-	-	10 ft, 20 ft	-	-	10 ft, 20 ft	-	10 ft, 20 ft	10 ft, 20 ft
4"	4-1/8"	10 ft, 20 ft	-	-	10 ft, 20 ft	-	-	10 ft, 20 ft	10 ft, 20 ft	10 ft, 20 ft	10 ft, 20 ft
5"	5-1/8"	10 ft, 20 ft	-	-	10 ft, 20 ft	-	-	10 ft, 20 ft	10 ft, 20 ft	10 ft, 20 ft	10 ft, 20 ft
6"	6-1/8"	10 ft, 20 ft	-	-	10 ft, 20 ft	-	-	10 ft, 20 ft	-	10 ft, 20 ft	10 ft, 20 ft
8"	8-1/8"	10 ft, 20 ft	-	-	10 ft, 20 ft	-	-	10 ft, 20 ft	-	10 ft, 20 ft	10 ft, 20 ft



# COPPER TUBE • HVACR



Streamline® Copper Tube provides the strength, precision and cleanliness needed for the demanding conditions of HVAC and refrigeration applications. Preferred throughout the industry, our products have set the benchmark for HVACR copper tube. Streamline® Nitrogenized® ACR Copper Tube is pressurized with nitrogen to provide maximum protection against the formation of harmful oxides normally formed during brazing operations. Reduction of these oxides greatly reduces system contamination. Streamline® Refrigeration Service Tube is of a consistent dead soft temper, bright, thoroughly dried/dehydrated and packed in shrink wrapping plus individual cartons for the highest level of protection.



- UL Recognized to 700 PSI (select diameters)
- Made to applicable ASTM standard B280
- Made in the USA

## Copper Tube • Refrigeration

ACR TUBE Nitrogenized® thru 3-1/8" only		
O.D. Dia.	Hard Lengths	
	Standard ACR Type L	Heavy Wall ACR Type K
3/8"	10 ft, 20 ft †	10 ft, 20 ft †
1/2"	10 ft, 20 ft †	10 ft, 20 ft †
5/8"	10 ft, 20 ft †	10 ft, 20 ft †
3/4"	10 ft, 20 ft †	10 ft, 20 ft †
7/8"	10 ft, 20 ft †	10 ft, 20 ft †
1-1/8"	10 ft, 20 ft †	10 ft, 20 ft †
1-3/8"	10 ft, 20 ft †	10 ft, 20 ft †
1-5/8"	10 ft, 20 ft	10 ft, 20 ft †
2-1/8"	10 ft, 20 ft	10 ft, 20 ft †
2-5/8"	10 ft, 20 ft	10 ft, 20 ft †
3-1/8"	10 ft, 20 ft	10 ft, 20 ft
3-5/8"	10 ft, 20 ft	10 ft, 20 ft
4-1/8"	10 ft, 20 ft	10 ft, 20 ft
5-1/8"	10 ft, 20 ft	10 ft, 20 ft
6-1/8"	10 ft, 20 ft	10 ft, 20 ft
8-1/8"	10 ft, 20 ft	10 ft, 20 ft

REFRIGERATION SERVICE TUBE	
O.D. Dia.	Soft Coils
1/8"	50 ft, 100 ft †
3/16"	50 ft, 100 ft †
1/4"	50 ft, 100 ft †
5/16"	50 ft, 100 ft †
3/8"	50 ft, 100 ft †
1/2"	50 ft, 100 ft †
5/8"	50 ft, 100 ft †
3/4"	50 ft, 100 ft †
7/8"	50 ft, 100 ft †
1-1/8"	50 ft, 100 ft †
1-3/8"	50 ft, 100 ft
1-5/8"	50 ft, 100 ft

O.D. Dia. 1/4"	Wall Thickness .025"		Wall Thickness .032"	
	Hard Lengths	Soft Lengths	Hard Lengths	Soft Lengths
	10 ft, 20 ft	10 ft, 20 ft	10 ft, 20 ft	10 ft, 20 ft

Temperature Control Tube is not recommended for forming or bending purposes.

Temperature Control Tube order quantities are in 2000 ft. per box increments.

Standard ACR Copper Tube is produced from Type L Copper Tube. Heavy Wall ACR Copper Tube produced from Type K Copper Tube is available upon request.

# COPPER TUBE • PLASTIC COATED



Streamline® Plastic-Coated Copper Tube is manufactured in a variety of options for use when copper tube is to be buried or used in a potentially aggressive environment. Some building and insulation materials may contain chemicals that are potentially corrosive to plain copper tube, requiring it to be protected to ensure its longevity in service. Our plastic-coated copper tube eliminates the need for on-site tape wrapping or sleeving, creating a savings on labor and ensuring a professional-looking installation. It can be used in a wide variety of situations including reclaimed water applications and the movement of natural gas.



\* Type K & L water tube only.

- UL Recognized to 700 PSI (select diameters)
- For use in above-ground potable water supply systems
- Constructed of high-grade copper
- Made to applicable ASTM standards B88, B280
- Meets NSF 61G

## Polyethylene-Coated Copper Tube: PlumbShield®, GasShield®, OilShield®, Coated ACR

Nom. Dia.	O.D. Dia.	TYPE K		TYPE L		COATED ACR		REFRIGERATION
		Lengths	Soft Coils	Lengths	Soft Coils	Type K	Type L	Soft Coils
1/4"	3/8"	-	60 ft, 100 ft	-	60 ft, 100 ft	-	-	50 ft, 100 ft, 250 ft †
3/8"	1/2"	-	60 ft, 100 ft	-	60 ft, 100 ft	-	-	50 ft, 100 ft, 250 ft †
1/2"	5/8"	20 ft	60 ft, 100 ft	20 ft	60 ft, 100 ft	20 ft †	20 ft †	50 ft, 100 ft, 250 ft †
5/8"	3/4"	20 ft	60 ft, 100 ft	20 ft	60 ft, 100 ft	20 ft †	20 ft †	50 ft, 100 ft †
3/4"	7/8"	20 ft	60 ft, 100 ft	20 ft	60 ft, 100 ft	20 ft †	20 ft †	50 ft, 100 ft †
1"	1-1/8"	20 ft	60 ft, 100 ft	20 ft	60 ft, 100 ft	20 ft †	20 ft †	50 ft, 100 ft †
1-1/4"	1-3/8"	20 ft	60 ft, 100 ft	20 ft	60 ft, 100 ft	20 ft †	20 ft †	-
1-1/2"	1-5/8"	20 ft	-	20 ft	-	20 ft †	20 ft	-
2"	2-1/8"	20 ft	-	20 ft	-	20 ft †	20 ft	-


**PlumbShield®** is available in blue and red for water applications and purple for reclaimed water. Certified to NSF 61.

**GasShield®** is available in yellow for natural and LP Gas applications. \*O.D. sizes only. Manufactured to meet the requirements of NFPA 54.

**OilShield®** is available in orange for fuel and oil applications. \*O.D. sizes only. Manufactured to meet the requirements of NFPA 31.

**Coated ACR** is available in white for HVAC & Refrigeration applications. Hard drawn tube lengths are nitrogen charged and plugged.

# COPPER TUBE • LEVEL WOUND



Streamline® Level Wound Copper Tube is a great solution for when large quantity coiled tubing is a benefit. Available in light annealed, soft annealed and hard temper, this tube comes in either bulk coil or spool rolled coil packaging. Bulk coils come independently stacked with cardboard disk separators and stretch wrapped onto a skid. Spool coil coils come stacked with hub mounted cardboard reels and also stretch wrapped onto a skid. Streamline® Level Wound Copper Tube is manufactured in various wall dimensions and diameters. Custom options and tempers can be quoted upon request.



- Seamless tube alloy made to C12200 DHP
- Copper material made to ASTM standard B743
- Custom O.D. wall and or tempers can be quoted as required
- Bulk packaging and spool packaging available

## Copper Tube • Level Wound

O.D. Dia.	Wall	Sizes (lbs.)	Coil Width	Coils per Skid	Approx. Feet / Coil
1/4"	.028"	180	7"	6	2377
1/4"	.030"	180	7"	6	2239
5/16"	.032"	180	7"	6	1643
3/8"	.028"	180	7"	6	1521
3/8"	.030"	180	7"	6	1428
3/8"	.035"	180	7"	6	1242
1/2"	.028"	180	7"	6	1118
1/2"	.032"	180	7"	6	987
1/2"	.035"	180	7"	6	908
5/8"	.032"	180	9"	5	779
5/8"	.035"	180	9"	5	716
5/8"	.040"	180	9"	5	632
3/4"	.035"	180	9"	5	591
7/8"	.038"	180	9"	5	465
7/8"	.045"	180	9"	5	396
1-1/8"	.050"	180	9"	5	275

\* Level Wound Copper Tube is available in Light Annealed, Soft Annealed and Hard Temper.

### Bulk Packaging Information

Skids (43" X 43") | Coil ID = 26"  
Stacked in with cardboard disk as separators  
Plastic stretch wrapped on to a skid  
Coils per skid are dependent on coil width

### Spool Packaging Information

Skids (43" X 43")  
Spools Diameter 42" O.D. | Hub Hole 5.25" I.D.  
Stacked with cardboard reels and hubs mounted  
Plastic stretch wrapped on to a skid  
Coils per skid are dependent on coil width

### Temper

050 = Light Annealed  
060 = Soft Annealed  
H58 = Hard



# LINE SETS



Streamline® Line Sets have been an industry leader for decades. We leverage our many years of experience and expertise producing copper tube in every line set we make. From liquid line and suction line handling to unique insulation applications and packaging, every Streamline® Line Set meets our rigorous standards for quality and consistency. With a broad offering of liquid line and suction line diameters, insulation, thicknesses, custom ends and connections – plus a wide array of custom options, we're able to meet our customers most specialized and exacting needs.

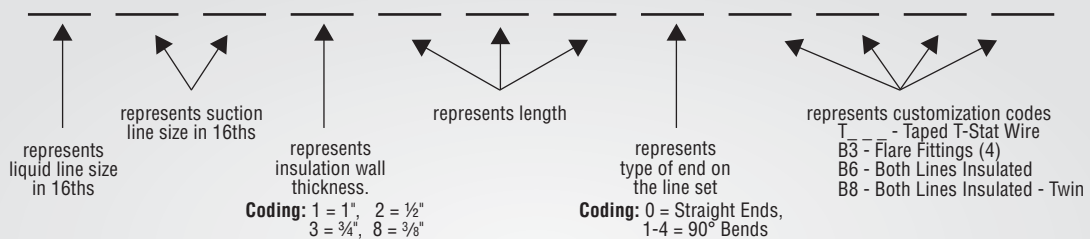


- UL Recognized to 700 PSI
- R410A engineered & tested
- Proprietary manufacturing process allows for kink-free installation

#### Custom Options Include:

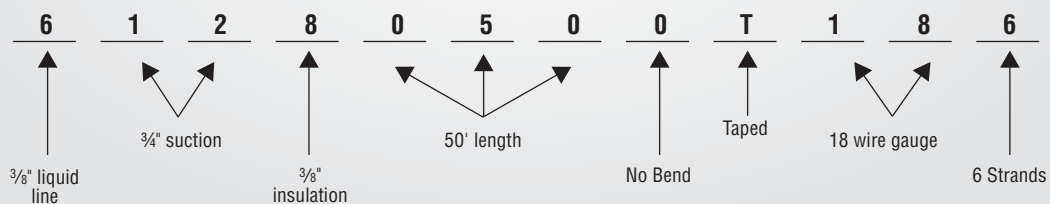
- Insulated liquid and suction lines for mini-split and twin tube systems
- Flare nuts, 90-degree bends, custom connections and assemblies
- Nitrogen and refrigerant charged lines
- Custom lengths
- Thermostat wire, mini-split wire or control cable, and taping

## Line Sets Part Number Coding



#### EXAMPLE:

Part # 61280500T186



				STANDARD LINE SETS										
				Quantity per Master Carton										
Series No.	Liquid Line	Suction Line	Insulation	10'	15'	20'	25'	30'	35'	40'	45'	50'	60'	100'
406	1/4"	3/8"	3/8"	14	14	14	14	14	12	12	8	8	7	1
			1/2"	14	14	14	14	14	12	12	8	8	7	1
			3/4"	8	8	8	8	5	7	5	4	4	4	1
			1"	8	8	8	8	4	5	5	4	4	4	1
408	1/4"	1/2"	3/8"	14	14	14	14	14	12	12	8	7	7	1
			1/2"	14	14	14	14	12	8	8	7	5	1	
			3/4"	14	14	8	8	7	7	5	4	4	4	1
			1"	12	8	8	8	5	5	5	4	4	4	1
410	1/4"	5/8"	3/8"	14	14	14	14	12	8	8	8	8	7	1
			1/2"	14	14	12	12	8	8	8	7	7	5	1
			3/4"	12	12	12	8	7	7	7	5	5	1	
			1"	12	8	8	8	5	5	5	4	4	4	1
412	1/4"	3/4"	3/8"	14	14	14	12	12	8	8	7	7	5	1
			1/2"	14	14	12	8	8	7	7	5	5	4	1
			3/4"	12	12	8	8	5	5	5	4	4	4	1
			1"	12	8	8	8	5	5	5	4	4	4	1
510	5/16"	5/8"	3/8"	14	14	14	14	12	8	8	8	8	7	1
			1/2"	14	14	12	12	8	8	8	7	7	5	1
			3/4"	12	12	12	8	8	8	8	7	5	5	1
			1"	12	12	8	5	8	8	8	7	4	5	1
512	5/16"	3/4"	3/8"	14	14	14	12	12	8	8	7	7	5	1
			1/2"	14	14	12	8	8	7	7	5	5	4	1
			3/4"	12	8	8	8	5	5	5	4	4	4	1
			1"	12	8	8	5	5	5	5	4	4	4	1
514	5/16"	7/8"	3/8"	14	14	12	12	8	8	8	7	7	5	1
			1/2"	14	12	8	8	7	7	5	5	4	4	1
			3/4"	12	8	8	8	5	5	4	4	4	4	1
			1"	12	8	8	7	5	5	4	4	4	4	1
518	5/16"	1-1/8"	3/8"	8	8	8	8	7	7	5	5	5	5	1
			1/2"	8	8	8	8	7	5	5	4	4	4	1
			3/4"	8	7	7	7	5	4	4	4	4	4	1
			1"	8	7	7	7	5	4	4	4	4	4	1
610	3/8"	5/8"	3/8"	14	14	14	14	12	8	8	8	8	7	1
			1/2"	14	14	12	12	8	8	8	7	7	5	1
			3/4"	12	12	12	7	7	5	5	5	5	5	1
			1"	8	12	8	5	5	4	4	4	4	4	1
612	3/8"	3/4"	3/8"	14	14	14	12	12	8	8	7	7	5	1
			1/2"	14	12	12	8	8	7	7	5	5	4	1
			3/4"	12	8	8	8	5	5	5	4	4	4	1
			1"	12	8	8	5	5	4	4	4	4	4	1
614	3/8"	7/8"	3/8"	14	12	12	12	8	8	8	7	7	5	1
			1/2"	14	8	8	8	7	7	5	5	5	4	1
			3/4"	12	8	8	7	5	5	4	4	4	4	1
			1"	7	7	7	5	5	4	4	4	4	4	1
618	3/8"	1-1/8"	3/8"	8	8	8	8	7	7	5	5	5	5	-
			1/2"	8	8	8	8	7	5	5	4	4	4	-
			3/4"	8	7	7	7	5	4	4	4	4	4	-
			1"	8	7	7	7	5	4	4	4	4	4	-
810	1/2"	5/8"	3/8"	14	14	14	14	12	8	8	8	8	7	1
			1/2"	14	14	12	12	8	8	8	7	7	5	1
			3/4"	12	12	12	7	7	5	5	5	5	5	1
			1"	12	12	12	7	7	5	5	5	5	5	1
812	1/2"	3/4"	3/8"	14	14	14	12	12	8	8	7	7	5	1
			1/2"	14	14	12	8	8	7	7	5	5	4	1
			3/4"	12	8	8	8	5	5	5	4	4	4	1
			1"	12	8	8	8	5	5	5	4	4	4	1
814	1/2"	7/8"	3/8"	14	14	12	12	8	8	8	7	7	5	1
			1/2"	14	12	8	7	7	7	4	5	5	4	1
			3/4"	12	8	8	7	5	5	4	4	4	4	1
			1"	12	8	8	7	5	5	4	4	4	4	1
818	1/2"	1-1/8"	3/8"	8	8	8	8	8	7	5	5	5	5	-
			1/2"	8	8	8	8	8	5	5	4	4	4	-
			3/4"	8	7	7	7	5	4	4	4	4	4	-
			1"	8	7	7	7	5	4	4	4	4	4	-



**Mini-Split Line Sets • Plain Ends**

**LIQUID LINE & SUCTION LINE INSULATED**

Quantity per Master Carton

Series No.	Liquid Line	Suction Line	Insulation	15'	20'	25'	30'	35'	40'	45'	50'	100'
406	1/4"	3/8"	3/8"	14	14	14	14	12	12	8	8	1
			1/2"	14	14	14	14	8	12	8	7	1
			3/4"	14	8	7	7	7	5	4	5	1
408	1/4"	1/2"	3/8"	14	14	14	14	12	12	8	7	1
			1/2"	14	14	14	12	8	8	8	5	1
			3/4"	14	8	7	7	7	5	4	4	1
410	1/4"	5/8"	3/8"	14	14	14	12	8	8	8	8	1
			1/2"	14	14	8	8	8	8	7	7	1
			3/4"	12	12	7	7	7	7	7	5	1
610	3/8"	5/8"	3/8"	14	14	14	12	8	8	8	8	1
			1/2"	14	12	12	8	8	8	7	7	1
			3/4"	12	12	7	7	5	5	5	5	1
612	3/8"	3/4"	3/8"	14	14	12	12	8	8	7	7	1
			1/2"	14	12	8	8	7	7	5	5	1
			3/4"	8	8	8	5	5	5	4	4	1



**Mini-Split Line Sets • Flare Fittings**

**LIQUID LINE & SUCTION LINE INSULATED**

Quantity per Master Carton

Series No.	Liquid Line	Suction Line	Insulation	15'	20'	25'	30'	35'	40'	45'	50'	100'
406	1/4"	3/8"	3/8"	14	14	14	14	12	12	8	8	1
			1/2"	12	12	12	8	8	12	8	8	1
			3/4"	14	8	12	7	7	5	4	5	1
408	1/4"	1/2"	3/8"	14	14	14	14	12	12	8	7	1
			1/2"	14	12	14	12	8	8	8	7	1
			3/4"	14	8	8	7	7	5	4	5	1
410	1/4"	5/8"	3/8"	14	14	14	12	8	8	8	8	1
			1/2"	14	12	12	8	8	8	7	7	1
			3/4"	12	12	7	7	7	7	7	5	1
610	3/8"	5/8"	3/8"	14	14	14	12	8	8	8	8	1
			1/2"	14	12	12	8	8	8	7	7	1
			3/4"	12	12	7	7	5	5	5	5	1
612	3/8"	3/4"	3/8"	14	14	12	12	8	7	7	7	1
			1/2"	14	12	8	7	7	7	5	4	1
			3/4"	8	8	8	5	5	5	4	4	1



# ABS DWV PIPE



Streamline® ABS DWV Pipe has consistent and dense cellular structure, plus a uniform pipe wall thickness for uncompromising, reliable performance. Smooth, consistent interior walls provide for full flow and increased resistance to corrosion and scaling. Dense and uniform cellular (foam) structure results in a stronger, more reliable and quiet product while uniform interior and exterior wall skins improve joint strength and reliability. Our proprietary manufacturing technologies combined with our relentless attention to quality and detail means our customers will enjoy the best pipe in the industry.



- For use in non-pressurized drain, waste and vent sanitary systems
- Dense and uniform cellular (foam) structure results in a stronger, more reliable and quiet product
- Superior resistance to chemicals and corrosion
- Smooth, consistent interior walls provide for full flow and increased resistance to corrosion and scaling
- Uniform interior and exterior wall skins improve joint strength and reliability
- Made to ASTM standard F628
- Meets NSF 14

## ABS DWV Pipe – 10 FT

### ABS DWV Schedule 40 Cellular Core, Plain End, Black, ASTM F-628

Nom. Dia.	Lengths	Part Number	Feet Per Lift	Pieces per Lift	Weight (lbs.) per 100 ft.	Truckload % per Lift
1-1/2"	10 ft.	APC015010	2590	259	27.3	2.5
2"	10 ft.	APC020010	1670	167	37.8	2.5
3"	10 ft.	APC030010	750	75	74.5	2.5
4"	10 ft.	APC040010	480	48	103.9	2.5
6"	10 ft.	APC060010	180	18	186.9	2.5

## ABS DWV Pipe – 20 FT

### ABS DWV Schedule 40 Cellular Core, Plain End, Black, ASTM F-628

Nom. Dia.	Lengths	Part Number	Feet Per Lift	Pieces per Lift	Weight (lbs.) per 100 ft.	Truckload % per Lift
1-1/2"	20 ft.	APC015020	5,180	259	27.3	5
2"	20 ft.	APC020020	3,340	167	37.8	5
3"	20 ft.	APC030020	1,500	75	74.5	5
4"	20 ft.	APC040020	960	48	103.9	5
6"	20 ft.	APC060020	360	18	186.9	5

*Streamline*<sup>®</sup>

THE BEST FITTINGS IN THE JOINT.™



# COPPER FITTINGS



▶ As originators of the solder-type copper fittings, our commitment to providing the highest quality fittings in the industry holds a special place. Today, our expansive line of Streamline® Copper Fittings are one of the industry's most complete offerings of fittings for copper piping systems from one source. Our many years of engineering know-how and experience are reflected in the fine quality and workmanship of each copper fitting we manufacture.



- Copper Fittings

*Streamline*®




# COPPER FITTINGS



Streamline® Copper Solder-Joint Fittings for supply/pressurized systems have been the leading brand of copper fittings for over 80 years. Available in wrot copper, our product selection has grown to become the most extensive in the industry. We are the acknowledged experts at engineering and manufacturing precision solder-joint copper fittings. Quality, consistency and reliability have made the Streamline® brand trusted and specified all around the world.



- UL Recognized to 700 PSI (select diameters)
- Constructed of high-grade copper or bronze materials
- Made to applicable ASME standards B16.15, B16.18, B16.22, B16.24, B16.50, B1.20.1
- Wrot fittings meet NSF 61G



## Adapter • Female

C x F  
WC-402



(CONTINUED FROM PREVIOUS COLUMN)

Item No.	Diameter	Each Wt.	Inner Qty.	Master Carton
W 01204	1/4" x 1/2"	0.1000	100	300
W 01205	1/4" x 3/8"	0.0500	100	700
W 01206	1/4" x 1/4"	0.0400	100	900
W 01207	1/4" x 1/8"	0.0400	100	1,500
W 01214	3/8" x 3/8"	0.0600	50	750
W 01215	3/8" x 1/4"	0.0400	50	750
W 01216	3/8" x 1/8"	0.0300	100	1,500
W 01223	1/2" x 3/4"	0.1600	50	300
W 01224	1/2" x 1/2"	0.1000	50	500
W 01225	1/2" x 3/8"	0.0700	50	750
W 01226	1/2" x 1/4"	0.0600	50	750
W 01230	5/8" x 3/4"	0.1600	25	250
W 01231	5/8" x 1/2"	0.1000	50	500
W 01232	5/8" x 3/8"	0.0700	50	500
W 01233	5/8" x 1/4"	0.0600	50	500
W 01238	3/4" x 3/4"	0.1500	50	500
W 01239	3/4" x 1/2"	0.0900	50	500
W 01245	7/8" x 1"	0.2700	25	250
W 01246	7/8" x 3/4"	0.1400	25	250
W 01247	7/8" x 1/2"	0.1100	25	250
W 01261	1-1/8" x 1-1/4"	0.2800	10	100

(CONTINUED NEXT COLUMN)

Item No.	Diameter	Each Wt.	Inner Qty.	Master Carton
W 01263	1-1/8" x 1"	0.2500	25	250
W 01264	1-1/8" x 3/4"	0.2200	25	250
W 01265	1-1/8" x 1/2"	0.2500	20	200
W 01270	1-3/8" x 1-1/2"	0.5000	10	100
W 01271	1-3/8" x 1-1/4"	0.4500	10	100
W 01272	1-3/8" x 1"	0.3300	10	100
W 01278	1-5/8" x 2"	0.7400	–	60
W 01279	1-5/8" x 1-1/2"	0.5300	10	100
W 01280	1-5/8" x 1-1/4"	0.3900	5	50
W 01287	2-1/8" x 2"	0.5700	–	50
W 01288	2-1/8" x 1-1/2"	0.7400	5	50
W 01296	2-5/8" x 2-1/2"	1.2200	–	25
W 01297	3-1/8" x 3"	–	–	15




### Adapter • Fitting

FTG x F  
Wrot Style #: WC-405



Item No.	Diameter	Each Wt.	Inner Qty.	Master Qty.
W 01514	3/8" x 3/8"	0.0600	50	750
W 01524	1/2" x 1/2"	0.1000	50	350
W 01525	1/2" x 3/8"	0.0500	50	750
W 01526	1/2" x 1/4"	0.0600	50	750
W 01531	5/8" x 1/2"	0.1100	50	450
W 01532	5/8" x 3/8"	0.0700	50	750
W 01546	7/8" x 3/4"	0.1700	25	250
W 01547	7/8" x 1/2"	0.1100	50	500
W 01563	1-1/8" x 1"	0.2400	25	250
W 01564	1-1/8" x 3/4"	0.1800	25	250
W 01571	1-3/8" x 1-1/4"	0.4000	10	100
W 01579	1-5/8" x 1-1/2"	0.4600	10	100
W 01587	2-1/8 x 2"	0.6500	-	50
W 01596	2-5/8" x 2-1/2"	1.2000	-	25



### Adapter • Male

C X M  
Wrot Style #: WC-401



Item No.	Diameter	Each Wt.	Inner Qty.	Master Qty.
W 01105	1/4" x 3/8"	0.0600	50	750
W 01106	1/4" x 1/4"	0.0300	50	1,200
W 01107	1/4" x 1/8"	0.0200	50	2,400
W 01109	5/16" x 3/8"	0.0700	50	800
W 01110	5/16" x 1/4"	0.0300	50	1,200
W 01113	3/8" x 1/2"	0.0800	50	500
W 01114	3/8" x 3/8"	0.0600	50	750
W 01115	3/8" x 1/4"	0.0300	50	1,200
W 01116	3/8" x 1/8"	0.0200	50	2,000
W 01123	1/2" x 3/4"	0.1700	25	250
W 01124	1/2" x 1/2"	0.0900	50	500
W 01125	1/2" x 3/8"	0.0600	50	500
W 01126	1/2" x 1/4"	0.0500	50	750
W 01129	5/8" x 1"	0.3000	15	150
W 01130	5/8" x 3/4"	0.1700	25	250
W 01131	5/8" x 1/2"	0.0600	50	500
W 01132	5/8" x 3/8"	0.0700	50	500
W 01133	5/8" x 1/4"	0.0600	25	600
W 01138	3/4" x 3/4"	0.1400	25	250
W 01139	3/4" x 1/2"	0.1200	25	250
W 01145	7/8" x 1"	0.2900	10	100
W 01146	7/8" x 3/4"	0.1300	25	250
W 01147	7/8" x 1/2"	0.1200	25	250
W 01161	1-1/8" x 1-1/2"	0.4800	10	100
W 01162	1-1/8" x 11/4"	0.3900	10	100
W 01163	1-1/8" x 1"	0.2400	10	100
W 01164	1-1/8" x 3/4"	0.1700	10	100
W 01165	1-1/8" x 1/2"	0.1800	10	100
W 01170	1-3/8" x 1-1/2"	0.4800	10	100
W 01171	1-3/8" x 1-1/4"	0.4100	10	100
W 01172	1-3/8" x 1"	0.2400	10	100
W 01173	1-3/8" x 3/4"	0.2100	10	100
W 01178	1-5/8" x 2"	0.7800	-	50

(CONTINUED NEXT COLUMN)

(CONTINUED FROM PREVIOUS COLUMN)

Item No.	Diameter	Each Wt.	Inner Qty.	Master Qty.
W 01179	1-5/8" x 1-1/2"	0.5100	10	100
W 01180	1-5/8" x 1-1/4"	0.3700	10	100
W 01181	1-5/8" x 1"	0.3800	10	100
W 01187	2-1/8" x 2"	0.5700	5	50
W 01188	2-1/8" x 1-1/2"	0.6400	-	50
W 01189	2-1/8" x 1-1/4"	0.5700	-	50
W 01196	2-5/8" x 2-1/2"	1.2600	-	20
W 01197	2-5/8" x 2"	0.9800	-	20
W 01198	2-5/8" x 1-1/2"	0.9800	-	22
W 01199	3-1/8" x 3"	1.7000	-	20
W 01150	4-1/8" x 4"	3.7100	-	16



### Adapter • Fitting

FTG x M  
Wrot Style #: WC-404



Item No.	Diameter	Each Wt.	Inner Qty.	Master Qty.
W 01425	1/2" x 3/8"	0.0500	50	750
W 01431	5/8" x 1/2"	0.0900	50	500
W 01432	5/8" x 3/8"	0.0600	50	750
W 01446	7/8" x 3/4"	0.1500	50	500
W 01447	7/8" x 1/2"	0.1300	50	500
W 01463	1-1/8" x 1"	0.2300	25	250
W 01464	1-1/8" x 3/4"	0.1900	25	250
W 01471	1-3/8" x 1-1/4"	0.4100	10	100
W 01479	1-5/8" x 1-1/2"	0.4900	10	100
W 01487	21/8" x 2"	0.7600	-	50
W 01496	2-5/8" x 2-1/2"	1.9500	-	20



### Bushing • Flush

FTG x C  
Wrot Style #: WC-106



Item No.	Diameter	Each Wt.	Inner Qty.	Master Qty.
W 01706	3/8" x 1/4"	0.0100	100	4,000
W 01712	1/2" x 3/8"	0.0100	100	4,000
W 01714	1/2" x 1/4"	0.0200	100	2,400
W 01715	5/8" x 1/2"	0.0200	100	1,500
W 01717	5/8" x 3/8"	0.0400	100	1,500
W 01720	3/4" x 5/8"	0.0300	50	750
W 01721	3/4" x 1/2"	0.0600	50	750
W 01722	3/4" x 3/8"	0.0800	50	750
W 01725	7/8" x 3/4"	0.0400	50	500
W 01726	7/8" x 5/8"	0.0700	50	500
W 01727	7/8" x 1/2"	0.1100	50	500
W 01737	1-1/8" x 7/8"	0.1200	50	500
W 01738	1-1/8" x 3/4"	0.1800	50	500
W 01739	1-1/8" x 5/8"	0.2200	25	250
W 01743	1-3/8" x 1-1/8"	0.1600	10	200
W 01745	1-3/8" x 7/8"	0.3000	10	200
W 01750	1-5/8" x 1-3/8"	0.2200	10	100
W 01751	1-5/8" x 1-1/8"	0.4100	10	100
W 01758	2-1/8" x 1-5/8"	0.6800	10	100
W 01759	2-1/8" x 1-3/8"	0.9400	5	50
W 01767	2-5/8" x 2-1/8"	0.9200	-	50

All diameters are O.D.

# COPPER FITTINGS



## Bushing • Flush

FTG x F  
Wrot Style #: WC-417  
Brass



Item No.	Diameter	Each Wt.	Inner Qty.	Master Qty.
A 07812	5/8" x 1/8"	0.0400	100	1,600
A 07813	5/8" x 1/4"	0.0200	50	1,200
A 07814	7/8" x 3/8"	0.0800	50	450
A 07815	1-1/8" x 1/2"	0.1700	50	300
A 07816	1-3/8" x 3/4"	0.2500	10	160
A 07817	1-5/8" x 1"	0.3400	10	90
A 07819	2-1/8" x 1-1/2"	0.4800	10	90



## Cap

C  
Wrot Style #: WC-415



Item No.	Diameter	Each Wt.	Inner Qty.	Master Qty.
W 07002 †	1/4"	0.0000	50	2,000
W 07004 †	3/8"	0.0100	50	2,000
W 07006 †	1/2"	0.0100	50	1,000
W 07007 †	5/8"	0.0200	100	1,000
W 07008 †	3/4"	0.0300	50	2,000
W 07009 †	7/8"	0.0400	50	500
W 07011 †	1-1/8"	0.0800	50	500
W 07012 †	1-3/8"	0.1100	25	250
W 07013 †	1-5/8"	0.1800	25	250
W 07014 †	2-1/8"	0.3000	-	100
W 07015 †	2-5/8"	0.4800	-	50
W 07016	3-1/8"	0.7300	-	50
W 07017	3-5/8"	1.1500	-	25
W 07018	4-1/8"	1.5000	-	20



## Coupling • No Stop

C x C  
Wrot Style #: WC-400NS



Item No.	Diameter	Each Wt.	Inner Qty.	Master Qty.
W 01900 †	1/4"	0.0000	100	4,000
W 01901 †	3/8"	0.0100	50	2,000
W 01902 †	1/2"	0.0100	50	1,700
W 01903 †	5/8"	0.0300	100	1,000
W 01904 †	3/4"	0.0400	25	375
W 01905 †	7/8"	0.0600	50	500
W 01906 †	1-1/8"	0.1100	25	250
W 01907 †	1-3/8"	0.1500	25	250
W 01908 †	1-5/8"	0.2500	10	100
W 01909 †	2-1/8"	0.4000	-	75
W 01910 †	2-5/8"	0.6600	-	50
W 01911	3-1/8"	1.0300	-	25
W 01913	4-1/8"	2.1500	-	15



## Coupling • Rolled Stop

C x C  
Wrot Style #: WC-400



Item No.	Diameter	Each Wt.	Inner Qty.	Master Qty.
W 01000 †	1/8"	0.0000	100	4,000
W 01001 †	3/16"	0.0000	100	4,000
W 01003 †	1/4"	0.0000	100	4,000
W 01009 †	3/8"	0.0100	50	2,000
W 01017 †	1/2"	0.0100	50	1,700
W 01022 †	5/8"	0.0300	100	1,000
W 01028 †	3/4"	0.0500	50	500
W 01034 †	7/8"	0.0600	50	500
W 01040 †	1"	0.0900	25	250
W 01047 †	1-1/8"	0.1100	25	250
W 01055 †	1-3/8"	0.1500	25	250
W 01062 †	1-1/2"	0.2200	-	150
W 01063 †	1-5/8"	0.2100	10	100
W 01072 †	2-1/8"	0.4000	-	75
W 01082 †	2-5/8"	0.6600	-	50
W 01092	3-1/8"	1.0300	-	25
W 10100	3-5/8"	1.1800	-	20
W 10107	4-1/8"	2.1100	-	15



## Coupling • Staked Stop


C x C  
Wrot Style #: WC-400S



Item No.	Diameter	Each Wt.	Inner Qty.	Master Qty.
W 10141 †	1/4"	0.0000	100	3,400
W 10142 †	5/16"	0.0100	100	5,600
W 10143 †	3/8"	0.0100	50	2,000
W 10144 †	1/2"	0.0100	50	1,700
W 10145 †	5/8"	0.0300	100	1,000
W 10157 †	3/4"	0.0400	25	500
W 10146 †	7/8"	0.0600	50	500
W 10147 †	1-1/8"	0.1100	25	250
W 10148 †	1-3/8"	0.1500	25	250
W 10149 †	1-5/8"	0.2200	10	100
W 10150 †	2-1/8"	0.4100	-	75
W 10151 †	2-5/8"	0.6600	-	50
W 10152	3-1/8"	1.0200	-	25
W 10153	3-5/8"	1.0300	-	20
W 10154	4-1/8"	2.1500	-	15
W 10155	5-1/8"	3.3400	-	8
W 10156	6-1/8"	4.6100	-	3
W 10130	8-1/8"	14.1300	-	1

† UL Recognized to 700 PSI (select diameters).





### Coupling • Reducing

C x C  
Wrot Style #: WC-400R



Item No.	Diameter	Each Wt.	Inner Qty.	Master Qty.
W 01004 †	1/4" x 3/16"	0.0100	50	2,000
W 01005 †	1/4" x 1/8"	0.0000	50	2,000
W 01010 †	3/8" x 5/16	0.0100	50	1,700
W 01011 †	3/8" x 1/4"	0.0100	50	2,000
W 01019 †	1/2" x 3/8"	0.0100	50	1,700
W 01021 †	1/2" x 1/4"	0.0200	50	1,200
W 01023 †	5/8" x 1/2"	0.0300	100	1,000
W 01025 †	5/8" x 3/8"	0.0300	100	1,000
W 01027 †	5/8" x 1/4"	0.0300	100	1,000
W 01029 †	3/4" x 5/8"	0.0500	100	600
W 01030 †	3/4" x 1/2"	0.0400	100	600
W 01031 †	3/4" x 3/8"	0.0400	100	600
W 01035 †	7/8" x 3/4"	0.0600	100	1,000
W 01036 †	7/8" x 5/8"	0.0800	50	500
W 01037 †	7/8" x 1/2"	0.0600	50	500
W 01038 †	7/8" x 3/8"	0.0600	50	500
W 01049 †	1-1/8" x 7/8"	0.1300	25	250
W 01050 †	1-1/8" x 3/4"	0.1100	25	250
W 01051 †	1-1/8" x 5/8"	0.1100	25	250
W 01052 †	1-1/8" x 1/2"	0.1100	25	250
W 01056 †	1-3/8" x 1-1/8"	0.2000	10	100
W 01058 †	1-3/8" x 7/8"	0.1700	10	100
W 01060 †	1-3/8" x 5/8"	0.1700	10	100
W 01064 †	1-5/8" x 1-3/8"	0.2300	10	100
W 01065 †	1-5/8" x 1-1/8"	0.2300	10	100
W 01067 †	1-5/8" x 7/8"	0.2400	10	100
W 01069 †	1-5/8" x 5/8"	0.2200	10	100
W 01073 †	2-1/8" x 1-5/8"	0.4300	-	100
W 01074 †	2-1/8" x 1-3/8"	0.4300	-	100
W 01075 †	2-1/8" x 1-1/8"	0.4600	-	100
W 01077 †	2-1/8" x 7/8"	0.4000	-	100
W 01079 †	2-1/8" x 5/8"	0.4100	-	75
W 01083 †	2-5/8" x 2-1/8"	0.6500	-	50
W 01084 †	2-5/8" x 1-5/8"	0.7500	-	50
W 01085 †	2-5/8" x 1-3/8"	0.7000	-	50
W 01086 †	2-5/8" x 1-1/8"	0.7100	-	50
W 01093	3-1/8" x 2-5/8"	1.0600	-	25
W 01094	3-1/8" x 2-1/8"	1.1000	-	25
W 01095	3-1/8" x 1-5/8"	1.0100	-	25
W 10101	3-5/8" x 3-1/8"	1.2200	-	25
W 10108	4-1/8" x 3-5/8"	1.8700	-	20
W 10109	4-1/8" x 3-1/8"	0.7600	-	20
W 10110	4-1/8" x 2-5/8"	1.8800	-	15
W 10111	4-1/8" x 2-1/8"	1.9700	-	20



### 45° Elbow

C x C  
Wrot Style #: WE-504



Item No.	Diameter	Each Wt.	Inner Qty.	Master Qty.
W 03005 †	1/4"	0.0100	50	2,000
W 03012 †	3/8"	0.0100	50	2,800
W 03021 †	1/2"	0.0300	50	850
W 03026 †	5/8"	0.0400	50	500
W 03030 †	3/4"	0.0600	50	500
W 03034 †	7/8"	0.0900	25	250
W 03044 †	1-1/8"	0.1600	25	250
W 03050 †	1-3/8"	0.2500	10	100
W 03055 †	1-5/8"	0.3600	10	100
W 03059 †	2-1/8"	0.6000	10	50
W 03063 †	2-5/8"	1.0000	5	25
W 03067	3-1/8"	1.5300	2	20
W 03070	3-5/8"	2.8100	2	10
W 03073	4-1/8"	3.1400	-	5



### 45° Elbow • Street

FTG x C  
Wrot Style #: WE-505



Item No.	Diameter	Each Wt.	Inner Qty.	Master Qty.
W 03312 †	3/8"	0.0100	100	3,400
W 03321 †	1/2"	0.0300	100	1,500
W 03326 †	5/8"	0.0300	50	500
W 03330 †	3/4"	0.0600	50	500
W 03334 †	7/8"	0.0900	25	250
W 03344 †	1-1/8"	0.1500	25	250
W 03350 †	1-3/8"	0.2400	10	100
W 03355 †	1-5/8"	0.3300	10	100
W 03359 †	2-1/8"	0.6100	5	50
W 03363 †	2-5/8"	1.0500	2	20
W 03368	3-1/8"	1.5200	2	10
W 03373	4-1/8"	3.1100	-	5



### 45° Elbow

FTG x FTG  
Wrot Style #: WE-507



Item No.	Diameter	Each Wt.	Inner Qty.	Master Qty.
W 03621 †	1/2"	0.0200	50	1,700
W 03626 †	5/8"	0.0400	50	750
W 03634 †	7/8"	0.1000	25	250
W 03644 †	1-1/8"	0.1800	10	100

# COPPER FITTINGS



## 90° Elbow • Short Radius

C x C

Wrot Style #: WE-500



Item No.	Diameter	Each Wt.	Inner Qty.	Master Qty.
W 02003 †	1/4"	0.0100	50	2,000
W 02009 †	3/8"	0.0200	50	1,700
W 02017 †	1/2"	0.0300	50	1,000
W 02022 †	5/8"	0.0500	100	1,000
W 02028 †	3/4"	0.0800	50	500
W 02034 †	7/8"	0.1100	50	500
W 02040 †	1"	0.2200	20	200
W 02047 †	1-1/8"	0.2400	25	250
W 02084 †	1-3/8"	0.3000	10	100
W 02085 †	1-5/8"	0.4200	10	100
W 02086 †	2-1/8"	0.7600	10	50
W 02087 †	2-5/8"	1.1900	5	25
W 02088 †	3-1/8"	1.8800	5	25
W 02089 †	3-5/8"	2.7700	2	10
W 02090 †	4-1/8"	4.0000	2	10
W 02097 †	6-1/8"	13.7300	-	1
W 02011 †	3/8" x 1/4"	0.0200	50	750
W 02019 †	1/2" x 3/8"	0.0300	50	750
W 02023 †	5/8" x 1/2"	0.0500	50	500
W 02025 †	5/8" x 3/8"	0.0500	50	500
W 02029 †	3/4" x 5/8"	0.0600	50	500
W 02030 †	3/4" x 1/2"	0.0700	50	500
W 02035 †	7/8" x 3/4"	0.1100	50	500
W 02036 †	7/8" x 5/8"	0.1100	50	500
W 02037 †	7/8" x 1/2"	0.1100	50	500
W 02049 †	1-1/8" x 7/8"	0.1700	25	250
W 02050 †	1-1/8" x 3/4"	0.1600	25	250
W 02051 †	1-1/8" x 5/8"	0.1800	25	250
W 02052 †	1-1/8" x 1/2"	0.2000	25	150
W 02056 †	1-3/8" x 1-1/8"	0.3200	20	200
W 02077 †	1-5/8" x 1-3/8"	0.3300	5	100
W 02078 †	2-1/8" x 1-5/8"	0.6000	5	50



## 90° Elbow • Long Radius

C x C

Wrot Style #: WE-500L



Item No.	Diameter	Each Wt.	Inner Qty.	Master Qty.
W 02701 †	3/16"	0.0000	50	1,000
W 02715 †	1/4"	0.0100	50	2,000
W 02710 †	5/16"	0.0100	50	1,700
W 02716 †	3/8"	0.0200	50	1,700
W 02717 †	1/2"	0.0400	50	500
W 02722 †	5/8"	0.0600	50	500
W 02728 †	3/4"	0.0900	50	500
W 02734 †	7/8"	0.1300	25	250
W 02747 †	1-1/8"	0.2700	10	100
W 02055 †	1-3/8"	0.4200	10	100
W 02063 †	1-5/8"	0.6000	5	50
W 02072 †	2-1/8"	1.2300	5	25
W 02082 †	2-5/8"	2.0500	5	25
W 02092 †	3-1/8"	3.1300	2	10
W 02093 †	3-5/8"	5.5300	1	5
W 02095 †	4-1/8"	7.9800	-	1

(CONTINUED NEXT COLUMN)

(CONTINUED FROM PREVIOUS COLUMN)

Item No.	Diameter	Each Wt.	Inner Qty.	Master Qty.
W 02711 †	3/8" x 1/4"	0.0100	50	3,000
W 02719 †	1/2" x 3/8"	0.0300	50	2,000
W 02723 †	5/8" x 1/2"	0.0400	50	1,000
W 02725 †	5/8" x 3/8"	0.0300	50	1,000
W 02735 †	7/8" x 3/4"	0.1200	25	250
W 02736 †	7/8" x 5/8"	0.0900	50	500
W 02749 †	1-1/8" x 7/8"	0.1700	10	100
W 02756 †	1-3/8" x 1-1/8"	0.3100	10	100
W 02058 †	1-3/8" x 7/8"	0.3700	10	100
W 02060 †	1-3/8" x 5/8"	0.3700	10	100
W 02064 †	1-5/8" x 1-3/8"	0.4400	5	50
W 02065 †	1-5/8" x 1-1/8"	0.5200	5	50
W 02067 †	1-5/8" x 7/8"	0.5100	5	50
W 02073 †	2-1/8" x 1-5/8"	0.9800	2	20
W 02074 †	2-1/8" x 1-3/8"	0.9400	2	20
W 02075 †	2-1/8" x 1-1/8"	0.9700	2	20
W 02083 †	2-5/8" x 2-1/8"	1.5300	2	20



## 90° Elbow Short Radius • Street

FTG x C

Wrot Style #: WE-503



Item No.	Diameter	Each Wt.	Inner Qty.	Master Qty.
W 02305 †	1/4"	0.0100	50	2,000
W 02312 †	3/8"	0.0200	50	1,700
W 02321 †	1/2"	0.0300	50	750
W 02326 †	5/8"	0.0500	50	500
W 02330 †	3/4"	0.0900	25	250
W 02334 †	7/8"	0.1100	25	250
W 02344 †	1-1/8"	0.2200	25	250
W 02384 †	1-3/8"	0.2900	25	125
W 02385 †	1-5/8"	0.4400	10	100
W 02386 †	2-1/8"	0.7700	10	50
W 02387 †	2-5/8"	1.2300	5	25
W 02388 †	3-1/8"	1.9400	2	20
W 02389 †	3-5/8"	2.7800	1	10
W 02390 †	4-1/8"	4.0300	2	10

† UL Recognized to 700 PSI (select diameters).



**90° Elbow  
Long Radius • Street**  
FTG x C  
Wrot Style #: WE-503L



Item No.	Diameter	Each Wt.	Inner Qty.	Master Qty.
W 02809 †	3/8"	0.0200	50	1,700
W 02817 †	1/2"	0.0400	50	500
W 02822 †	5/8"	0.0600	50	500
W 02828 †	3/4"	0.0900	25	250
W 02834 †	7/8"	0.1300	25	250
W 02847 †	1-1/8"	0.2600	10	100
W 02350 †	1-3/8"	0.4200	10	100
W 02355 †	1-5/8"	0.6000	5	50
W 02359 †	2-1/8"	1.2300	5	25
W 02363 †	2-5/8"	2.0800	5	25
W 02368	3-1/8"	3.1200	2	10
W 02393	3-5/8"	5.5200	1	5
W 02395	4-1/8"	8.0700	-	1



**90° Elbow • Short Radius**  
FTG x FTG  
Wrot Style #: WE-506



Item No.	Diameter	Each Wt.	Inner Qty.	Master Qty.
W 02612 †	3/8"	0.0200	50	2,800
W 02621 †	1/2"	0.0300	50	750
W 02626 †	5/8"	0.0500	50	500
W 02634 †	7/8"	0.1100	25	250
W 02644 †	1-1/8"	0.2200	10	100
W 02684 †	1-3/8"	0.3100	10	100
W 02685 †	1-5/8"	0.4300	5	50
W 02686 †	2-1/8"	0.7900	1	10
W 02687 †	2-5/8"	1.2500	1	10
W 02688	3-1/8"	2.0800	1	10
W 02689	3-5/8"	2.6300	1	10
W 02690	4-1/8"	3.8800	1	5



**90° Elbow • Long Radius**  
FTG x FTG  
Wrot Style #: WE-506L



Item No.	Diameter	Each Wt.	Inner Qty.	Master Qty.
W 02650 †	1-3/8"	0.4400	5	50
W 02655 †	1-5/8"	0.6300	5	50
W 02659 †	2-1/8"	1.2300	1	10



**90° Elbow • Forged Brass**  
C x F  
Wrot Style #: WE-502



Item No.	Diameter	Each Wt.	Inner Qty.	Master Qty.
W 02206	1/4" x 1/4"	0.1000	50	450
W 02207	1/4" x 1/8"	0.0700	50	800
W 02214	3/8" x 3/8"	0.1000	50	600
W 02216	3/8" x 1/8"	0.0800	50	700
W 02225	3/8" x 3/8"	0.1100	25	300
W 02226	3/8" x 1/4"	0.1000	25	350



**90° Elbow • Forged Brass**  
C x M  
Wrot Style #: WE-501



Item No.	Diameter	Each Wt.	Inner Qty.	Master Qty.
W 02106	1/4" x 1/4"	0.0700	50	700
W 02107	1/4" x 1/8"	0.0400	50	1,200
W 02115	1/4" x 1/4"	0.0600	50	800
W 02116	1/4" x 1/8"	0.0600	50	800
W 02125	1/4" x 3/8"	0.1000	25	400
W 02132	1/4" x 3/8"	0.1600	10	240



**90° Fitting Reducer**  
FTG x C  
Wrot Style #: WC-403



Item No.	Diameter	Each Wt.	Inner Qty.	Master Qty.
W 01302 †	1/4" x 1/8"	0.0000	50	2,000
W 01306 †	3/8" x 1/4"	0.0100	50	2,000
W 01312 †	1/2" x 3/8"	0.0200	50	2,000
W 01314 †	1/2" x 1/4"	0.0100	50	2,800
W 01315 †	5/8" x 1/2"	0.0300	50	750
W 01317 †	5/8" x 3/8"	0.0200	50	1,700
W 01320 †	3/4" x 5/8"	0.0400	100	1,000
W 01321 †	3/4" x 1/2"	0.0400	100	900
W 01322 †	3/4" x 3/8"	0.0400	100	900
W 01325 †	7/8" x 3/4"	0.0600	50	500
W 01326 †	7/8" x 5/8"	0.0600	50	500
W 01327 †	7/8" x 1/2"	0.0600	50	500
W 01337 †	1-1/8" x 7/8"	0.1100	25	250
W 01338 †	1-1/8" x 3/4"	0.1000	25	250
W 01339 †	1-1/8" x 5/8"	0.1000	25	250
W 01340 †	1-1/8" x 1/2"	0.1000	20	200
W 01343 †	1-3/8" x 1-1/8"	0.1700	10	100
W 01345 †	1-3/8" x 7/8"	0.1700	10	100
W 01347 †	1-3/8" x 5/8"	0.1600	10	100
W 01350 †	1-5/8" x 1-3/8"	0.2300	10	100
W 01351 †	1-5/8" x 1-1/8"	0.2400	10	100
W 01353 †	1-5/8" x 7/8"	0.2300	10	100

(CONTINUED NEXT PAGE)

# COPPER FITTINGS



## 90° Fitting Reducer (Continued)

FTG x C  
Wrot Style #: WC-403



Item No.	Diameter	Each Wt.	Inner Qty.	Master Qty.
W 01355 †	1-5/8" x 5/8"	0.2200	10	100
W 01358 †	2-1/8" x 1-5/8"	0.4400	-	100
W 01359 †	2-1/8" x 1-3/8"	0.4300	-	100
W 01360 †	2-1/8" x 1-1/8"	0.4500	-	100
W 01362 †	2-1/8" x 7/8"	0.4300	-	100
W 01364 †	2-1/8" x 5/8"	0.4200	-	100
W 01367 †	2-5/8" x 2-1/8"	0.6200	-	50
W 01368 †	2-5/8" x 1-5/8"	0.5700	-	50
W 01369 †	2-5/8" x 1-3/8"	0.6200	-	50
W 01370 †	2-5/8" x 1-1/8"	0.6300	-	50
W 01376	3-1/8" x 2-5/8"	1.0000	-	25
W 01377	3-1/8" x 2-1/8"	0.8900	-	25
W 01378	3-1/8" x 1-5/8"	0.9200	-	50
W 01379	3-1/8" x 1-3/8"	1.0100	-	50
W 01381	3-5/8" x 3-1/8"	1.2800	-	20
W 01382	3-5/8" x 2-5/8"	1.3700	-	20
W 01383	3-5/8" x 2-1/8"	1.4700	-	20
W 01386	4-1/8" x 3-5/8"	1.7400	-	20
W 01387	4-1/8" x 3-1/8"	1.7700	-	15
W 01388	4-1/8" x 2-5/8"	1.8300	-	15
W 01389	4-1/8" x 2-1/8"	1.8600	-	15



## Hanger High Ear

C  
Wrot Style #: W-124



Item No.	Diameter	Each Wt.	Inner Qty.	Master Qty.
A 03167	5/8"	0.0300	100	10,000
A 03168	7/8"	0.0400	25	500
A 03171	1-1/8"	0.0400	25	250



## Plug • Fitting

FTG  
Wrot Style #: WC-416  
Brass



Item No.	Diameter	Each Wt.	Inner Qty.	Master Qty.
A 01402	1/4"	0.0100	50	500
A 01422	3/8"	0.0100	100	4,000
A 01392	1/2"	0.0200	50	2,000
A 01504	5/8"	0.0300	50	1,200
A 02273	3/4"	0.0500	10	560
A 01529	7/8"	0.0700	50	600
A 01556	1-1/8"	0.1200	25	375
A 01590	1-3/8"	0.2000	15	180
A 01628	1-5/8"	0.2800	10	120



## P-Trap • Pressure

C x C  
Wrot Style #: WE-554P



Item No.	Diameter	Each Wt.	Inner Qty.	Master Qty.
W 60999	5/8"	0.3800	10	50
W 61008	3/4"	0.5100	10	50
W 61000	7/8"	0.6300	5	25
W 61001	1-1/8"	0.8700	3	15
W 61002	1-3/8"	1.1600	4	20
W 61003	1-5/8"	2.2800	4	4
W 61009	2-1/8"	3.8700	-	3



## P-Trap • Suction Line Long Radius

C x C  
Wrot Style #: WE-554PL



Item No.	Diameter	Each Wt.	Inner Qty.	Master Qty.
W 60998	5/8"	0.1500	30	150
W 60997	3/4"	0.3000	20	100
W 60996	7/8"	0.3600	15	75
W 60995	1-1/8"	0.5800	15	75
W 60994	1-3/8"	0.9700	5	25
W 60993	1-5/8"	1.8400	-	5
W 60992	2-1/8"	3.6100	-	3





**Return Bend**  
C x C  
Wrot Style #: WE-512



Item No.	Diameter	Each Wt.	Inner Qty.	Master Qty.
W 06025 †	3/8" x 4-1/2"	0.1000	25	150
W 06020 †	3/8" x 1-1/2"	0.0200	25	850
W 06048 †	1/2" x 6"	0.2100	-	100
W 06045 †	1/2" x 4"	0.1400	-	200
W 06041 †	1/2" x 3"	0.1100	25	250
W 06036 †	1/2" x 2"	0.0600	50	300
W 06035 †	1/2" x 12-9/32"	0.0800	50	300
W 06032 †	1/2" x 1-1/2"	0.0600	50	500
W 06069 †	5/8" x 6"	0.3000	5	30
W 06062 †	5/8" x 3-3/8"	0.1800	10	100
W 06060 †	5/8" x 3"	0.1600	25	150
W 06058 †	5/8" x 2-1/2"	0.1400	25	250
W 06056 †	5/8" x 2-1/4"	0.1300	25	250
W 06053 †	5/8" x 1-7/8"	0.1100	25	250
W 06051 †	5/8" x 19/16"	0.1000	25	250
W 06084 †	3/4" x 4"	0.2500	-	120
W 06081 †	3/4" x 3-3/8"	0.2400	10	90
W 06077 †	3/4" x 2-1/2"	0.1700	10	100
W 06074 †	3/4" x 2-1/8"	0.1600	10	100
W 06073 †	3/4" x 2"	0.1500	10	100
W 06099 †	7/8" x 12"	0.8800	-	15
W 06095 †	7/8" x 3-3/8"	0.2900	10	100
W 06092 †	7/8" x 2-1/2"	0.2300	10	100
W 60111 †	1-1/8" x 3-1/4"	0.4900	5	50
W 60110 †	1-1/8" x 3"	0.4700	5	50
W 60121 †	1-3/8" x 3-3/4"	0.6500	5	50
W 60131 †	1-5/8" x 4-1/2"	1.0000	5	25
W 60140 †	2-1/8" x 5-1/2"	1.9200	5	25



**Tee**  
C x C x C  
Wrot Style #: WT-600



Item No.	Diameter	Each Wt.	Inner Qty.	Master Qty.
W 40302 †	3/16"	0.0100	50	1,700
W 40306 †	1/4"	0.0100	100	2,400
W 40313 †	5/16"	0.0100	50	1,700
W 04000 †	3/8"	0.0200	50	1,700
W 04001 †	1/2"	0.0400	50	500
W 04006 †	5/8"	0.0700	50	500
W 04017 †	3/4"	0.1200	25	250
W 04031 †	7/8"	0.1600	25	250
W 04048 †	1-1/8"	0.2900	10	100
W 04068 †	1-3/8"	0.4200	5	50
W 04084 †	1-5/8"	0.6000	5	50
W 40102 †	2-1/8"	1.1400	5	25
W 40123 †	2-5/8"	1.7200	2	20
W 40152	3-1/8"	2.7700	2	10
W 40190	3-5/8"	5.6600	1	5
W 40200	4-1/8"	5.9900	1	5
W 40400	5-1/8"	12.3800	-	1
W 40500	6-1/8"	20.8500	-	1



**Tee • Reducing**  
C x C x C  
Wrot Style #: WT-600



Item No.	Diameter	Each Wt.	Inner Qty.	Master Qty.
W 40368 †	1/4" x 1/4" x 3/8"	0.0300	50	750
W 40308 †	1/4" x 1/4" x 3/16"	0.0100	50	2,000
W 40334 †	5/16" x 5/16" x 3/8"	0.0300	50	750
W 04016 †	3/8" x 3/8" x 5/8"	0.0800	50	500
W 04005 †	3/8" x 3/8" x 1/2"	0.0400	50	500
W 40324 †	3/8" x 3/8" x 1/4"	0.0200	50	1,700
W 40330 †	3/8" x 1/4" x 3/8"	0.0200	50	500
W 40332 †	3/8" x 1/4" x 1/4"	0.0200	50	1,700
W 04015 †	1/2" x 1/2" x 5/8"	0.0900	50	500
W 04002 †	1/2" x 1/2" x 3/8"	0.0400	50	500
W 40350 †	1/2" x 1/2" x 1/4"	0.0400	50	500
W 04003 †	1/2" x 3/8" x 1/2"	0.0500	50	500
W 04004 †	1/2" x 3/8" x 3/8"	0.0400	50	500
W 40358 †	1/2" x 3/8" x 1/4"	0.0400	50	750
W 40363 †	1/2" x 1/4" x 1/2"	0.0500	50	750
W 40364 †	1/2" x 1/4" x 3/8"	0.0400	50	750
W 40366 †	1/2" x 1/4" x 1/4"	0.0500	50	450
W 04067 †	5/8" x 5/8" x 1-1/8"	0.3500	10	100
W 04047 †	5/8" x 5/8" x 7/8"	0.1100	25	250
W 04029 †	5/8" x 5/8" x 3/4"	0.1000	25	250
W 04007 †	5/8" x 5/8" x 1/2"	0.0800	50	500
W 04008 †	5/8" x 5/8" x 3/8"	0.0600	50	500
W 04014 †	5/8" x 5/8" x 1/4"	0.0800	50	500
W 04009 †	5/8" x 1/2" x 5/8"	0.0900	50	500
W 04010 †	5/8" x 1/2" x 1/2"	0.0800	50	500
W 04011 †	5/8" x 1/2" x 3/8"	0.0800	50	500
W 04012 †	5/8" x 3/8" x 5/8"	0.0900	50	500
W 40367 †	5/8" x 3/8" x 1/2"	0.0800	50	500
W 04013 †	5/8" x 3/8" x 3/8"	0.0900	50	500
W 04046 †	3/4" x 3/4" x 7/8"	0.1500	25	250
W 04018 †	3/4" x 3/4" x 5/8"	0.1000	25	250
W 04019 †	3/4" x 3/4" x 1/2"	0.1000	25	250
W 04020 †	3/4" x 3/4" x 3/8"	0.1000	25	250
W 04021 †	3/4" x 5/8" x 3/4"	0.1300	25	225
W 04022 †	3/4" x 5/8" x 5/8"	0.1100	25	250
W 04023 †	3/4" x 5/8" x 1/2"	0.1100	25	225
W 04025 †	3/4" x 1/2" x 3/4"	0.1500	25	250
W 04026 †	3/4" x 1/2" x 5/8"	0.1400	25	225
W 04027 †	3/4" x 1/2" x 1/2"	0.1100	25	250
W 04065 †	7/8" x 7/8" x 1-1/8"	0.2200	10	100
W 04032 †	7/8" x 7/8" x 3/4"	0.1700	25	250
W 04033 †	7/8" x 7/8" x 5/8"	0.1200	25	250
W 04034 †	7/8" x 7/8" x 1/2"	0.1100	25	250
W 04035 †	7/8" x 7/8" x 3/8"	0.1100	25	250
W 04036 †	7/8" x 3/4" x 7/8"	0.1900	25	250
W 04037 †	7/8" x 3/4" x 3/4"	0.1700	25	250
W 04041 †	7/8" x 5/8" x 7/8"	0.1600	25	250
W 04042 †	7/8" x 5/8" x 3/4"	0.1700	25	150
W 04043 †	7/8" x 5/8" x 5/8"	0.1300	25	250
W 04044 †	7/8" x 5/8" x 1/2"	0.1200	25	250
W 04045 †	7/8" x 5/8" x 3/8"	0.1500	25	225
W 40230 †	7/8" x 1/2" x 7/8"	0.1900	25	250
W 40231 †	7/8" x 1/2" x 5/8"	0.1700	25	250
W 40232 †	7/8" x 1/2" x 1/2"	0.1200	25	250
W 40101 †	1-1/8" x 1-1/8" x 1-5/8"	0.4700	5	50
W 04082 †	1-1/8" x 1-1/8" x 1-3/8"	0.3100	5	50
W 04049 †	1-1/8" x 1-1/8" x 7/8"	0.2400	10	100
W 04050 †	1-1/8" x 1-1/8" x 3/4"	0.2700	10	100
W 04051 †	1-1/8" x 1-1/8" x 5/8"	0.2100	10	100

(CONTINUED NEXT PAGE)

# COPPER FITTINGS



**Tee • Reducing**  
(Continued from previous page)  
C x C x C  
Wrot Style #: WT-600



Item No.	Diameter	Each Wt.	Inner Qty.	Master Qty.
W 04052 †	1-1/8" x 1-1/8" x 1/2"	0.1900	10	100
W 04055 †	1-1/8" x 7/8" x 1-1/8"	0.3000	10	100
W 04056 †	1-1/8" x 7/8" x 7/8"	0.2500	10	100
W 04057 †	1-1/8" x 7/8" x 3/4"	0.4300	10	90
W 04058 †	1-1/8" x 7/8" x 5/8"	0.2300	10	100
W 04059 †	1-1/8" x 7/8" x 1/2"	0.2100	10	100
W 40233 †	1-1/8" x 3/4" x 1-1/8"	0.3300	10	100
W 40234 †	1-1/8" x 3/4" x 7/8"	0.3000	10	90
W 40235 †	1-1/8" x 3/4" x 3/4"	0.3100	10	100
W 40236 †	1-1/8" x 3/4" x 5/8"	0.3500	10	90
W 40461 †	1-1/8" x 5/8" x 1-1/8"	0.3000	10	100
W 40462 †	1-1/8" x 5/8" x 7/8"	0.2800	10	100
W 40463 †	1-1/8" x 5/8" x 5/8"	0.2100	10	100
W 40122 †	1-3/8" x 1-3/8" x 2-1/8"	0.8900	2	20
W 40100 †	1-3/8" x 1-3/8" x 1-5/2"	0.4900	5	50
W 04069 †	1-3/8" x 1-3/8" x 1-1/8"	0.4100	5	50
W 04070 †	1-3/8" x 1-3/8" x 7/8"	0.3500	5	50
W 04071 †	1-3/8" x 1-3/8" x 5/8"	0.3200	5	50
W 04072 †	1-3/8" x 1-3/8" x 1/2"	0.2900	5	50
W 04073 †	1-3/8" x 1-1/8" x 1-3/8"	0.4800	5	50
W 04074 †	1-3/8" x 1-1/8" x 1-1/8"	0.4600	5	50
W 04075 †	1-3/8" x 1-1/8" x 7/8"	0.3800	5	50
W 04076 †	1-3/8" x 1-1/8" x 5/8"	0.3600	5	50
W 04078 †	1-3/8" x 7/8" x 1-3/8"	0.4500	5	50
W 04079 †	1-3/8" x 7/8" x 1-1/8"	0.4600	5	50
W 04080 †	1-3/8" x 7/8" x 7/8"	0.3700	5	50
W 04081 †	1-3/8" x 7/8" x 5/8"	0.3400	5	50
W 04083 †	1-3/8" x 5/8" x 1-3/8"	0.5700	5	50
W 40121 †	1-5/8" x 1-5/8" x 2-1/8"	1.2100	2	20
W 04085 †	1-5/8" x 1-5/8" x 1-3/8"	0.5700	5	50
W 04086 †	1-5/8" x 1-5/8" x 1-1/8"	0.5200	5	50
W 04087 †	1-5/8" x 1-5/8" x 7/8"	0.4700	5	50
W 04088 †	1-5/8" x 1-5/8" x 5/8"	0.4200	5	50
W 04089 †	1-5/8" x 1-5/8" x 1/2"	0.4100	5	50
W 04090 †	1-5/8" x 1-3/8" x 1-5/8"	0.6800	5	50
W 04091 †	1-5/8" x 1-3/8" x 1-3/8"	0.6900	5	50
W 04092 †	1-5/8" x 1-3/8" x 1-1/8"	0.5700	5	50
W 04093 †	1-5/8" x 1-3/8" x 7/8"	0.5700	5	50
W 04094 †	1-5/8" x 1-3/8" x 5/8"	0.4500	5	50
W 04095 †	1-5/8" x 1-1/8" x 1-5/8"	0.6800	5	50
W 04096 †	1-5/8" x 1-1/8" x 1-3/8"	0.6500	5	50
W 04097 †	1-5/8" x 1-1/8" x 1-1/8"	0.6100	5	50
W 04098 †	1-5/8" x 1-1/8" x 7/8"	0.5600	5	50
W 40237 †	1-5/8" x 1-1/8" x 5/8"	0.4500	5	30
W 04099 †	1-5/8" x 7/8" x 1-5/8"	0.6700	5	50
W 40239 †	1-5/8" x 7/8" x 1-3/8"	0.7500	5	50
W 40240 †	1-5/8" x 7/8" x 1-1/8"	0.5200	5	50
W 40238 †	1-5/8" x 7/8" x 7/8"	0.5500	5	50
W 40243 †	1-5/8" x 7/8" x 5/8"	0.4700	5	50
W 40244 †	1-5/8" x 5/8" x 1-5/8"	0.6600	5	50
W 40153 †	2-1/8" x 2-1/8" x 3-1/8"	2.5500	1	10
W 40144 †	2-1/8" x 2-1/8" x 2-5/8"	1.4600	1	10
W 40103 †	2-1/8" x 2-1/8" x 1-5/8"	0.9900	5	50
W 40104 †	2-1/8" x 2-1/8" x 1-3/8"	0.8500	5	50
W 40105 †	2-1/8" x 2-1/8" x 1-1/8"	0.8800	5	50
W 40106 †	2-1/8" x 2-1/8" x 7/8"	0.8300	5	50
W 40107 †	2-1/8" x 2-1/8" x 5/8"	0.6700	5	50
W 40108 †	2-1/8" x 7/8" x 1/2"	0.6800	2	20
W 40109 †	2-1/8" x 1-5/8" x 2-1/8"	1.3100	2	20

(CONTINUED NEXT COLUMN)

(CONTINUED FROM PREVIOUS COLUMN)

Item No.	Diameter	Each Wt.	Inner Qty.	Master Qty.
W 40110 †	2-1/8" x 1-5/8" x 1-5/8"	1.1500	2	20
W 40111 †	2-1/8" x 1-5/8" x 1-3/8"	0.8600	2	20
W 40112 †	2-1/8" x 1-5/8" x 1-1/8"	1.0600	2	20
W 40113 †	2-1/8" x 1-5/8" x 7/8"	0.7500	2	20
W 40114 †	2-1/8" x 1-5/8" x 5/8"	0.7700	5	50
W 40115 †	2-1/8" x 1-3/8" x 2-1/8"	1.3000	2	20
W 40116 †	2-1/8" x 1-3/8" x 1-5/8"	1.1400	2	20
W 40117 †	2-1/8" x 1-3/8" x 1-3/8"	1.0900	2	20
W 40118 †	2-1/8" x 1-3/8" x 1-1/8"	0.9500	2	20
W 40119 †	2-1/8" x 1-3/8" x 7/8"	0.7600	5	50
W 40120 †	2-1/8" x 1-3/8" x 5/8"	0.7800	5	20
W 40245 †	2-1/8" x 1-1/8" x 2-1/8"	1.6400	5	25
W 40247 †	2-1/8" x 1-1/8" x 1-1/8"	1.0600	5	50
W 40248 †	2-1/8" x 7/8" x 2-1/8"	1.7100	5	25
W 40249 †	2-1/8" x 5/8" x 2-1/8"	1.6600	5	25
W 40124 †	2-5/8" x 2-5/8" x 2-1/8"	1.5900	2	20
W 40125 †	2-5/8" x 2-5/8" x 1-5/8"	1.4900	2	20
W 40126 †	2-5/8" x 2-5/8" x 1-3/8"	1.8700	2	20
W 40127 †	2-5/8" x 2-5/8" x 1-1/8"	1.8300	2	20
W 40128 †	2-5/8" x 2-5/8" x 7/8"	1.8300	1	10
W 40129 †	2-5/8" x 2-5/8" x 5/8"	2.0500	1	10
W 40130 †	2-5/8" x 2-1/8" x 2-5/8"	2.3000	4	20
W 40131 †	2-5/8" x 2-1/8" x 2-1/8"	1.8400	2	20
W 40132 †	2-5/8" x 2-1/8" x 1-5/8"	2.0900	4	20
W 40133 †	2-5/8" x 2-1/8" x 1-3/8"	2.1200	4	20
W 40134 †	2-5/8" x 2-1/8" x 1-1/8"	2.1000	4	20
W 40135 †	2-5/8" x 2-1/8" x 7/8"	2.0600	4	20
W 40136 †	2-5/8" x 2-1/8" x 5/8"	2.2000	4	20
W 40137 †	2-5/8" x 1-5/8" x 2-5/8"	2.3200	4	20
W 40138 †	2-5/8" x 1-5/8" x 2-1/8"	1.8400	4	20
W 40139 †	2-5/8" x 1-5/8" x 1-5/8"	2.1100	4	20
W 40140 †	2-5/8" x 1-5/8" x 1-3/8"	2.1700	4	20
W 40141 †	2-5/8" x 1-5/8" x 1-1/8"	1.8300	4	20
W 40142 †	2-5/8" x 1-5/8" x 7/8"	2.3600	4	20
W 40143 †	2-5/8" x 1-5/8" x 5/8"	2.3600	4	20
W 40220 †	2-5/8" x 1-3/8" x 2-5/8"	2.3500	4	20
W 40250 †	2-5/8" x 1-3/8" x 2-1/8"	1.8200	4	20
W 40251 †	2-5/8" x 1-3/8" x 1-5/8"	2.4700	4	20
W 40252 †	2-5/8" x 1-3/8" x 1-3/8"	1.9600	4	20
W 40253 †	2-5/8" x 1-3/8" x 1-1/8"	2.4700	4	20
W 40254 †	2-5/8" x 1-3/8" x 7/8"	2.1800	4	20
W 40255 †	2-5/8" x 1-3/8" x 5/8"	2.4700	4	20
W 40221 †	2-5/8" x 1-1/8" x 2-5/8"	2.3900	4	20
W 40256 †	2-5/8" x 1-1/8" x 2-1/8"	1.9700	4	20
W 40257 †	2-5/8" x 1-1/8" x 1-5/8"	2.1500	4	20
W 40258 †	2-5/8" x 1-1/8" x 1-3/8"	2.0400	4	20
W 40259 †	2-5/8" x 1-1/8" x 1-1/8"	2.2700	4	20
W 40222 †	2-5/8" x 7/8" x 2-5/8"	2.4100	4	20
W 40151	3-1/8" x 3-1/8" x 2-5/8"	2.4500	2	10
W 40150	3-1/8" x 3-1/8" x 2-1/8"	2.3000	2	10
W 40149	3-1/8" x 3-1/8" x 1-5/8"	2.1800	2	10
W 40148	3-1/8" x 3-1/8" x 1-3/8"	2.3800	2	10
W 40147	3-1/8" x 3-1/8" x 1-1/8"	1.9600	2	20
W 40146	3-1/8" x 3-1/8" x 7/8"	1.4900	2	20
W 40145	3-1/8" x 3-1/8" x 5/8"	1.3800	2	20
W 40159	3-1/8" x 2-5/8" x 3-1/8"	2.9600	2	10
W 40158	3-1/8" x 2-5/8" x 2-5/8"	4.5200	2	10
W 40157	3-1/8" x 2-5/8" x 2-1/8"	2.6800	2	10
W 40156	3-1/8" x 2-5/8" x 1-5/8"	2.6300	2	10
W 40155	3-1/8" x 2-5/8" x 1-3/8"	2.6200	2	10
W 40154	3-1/8" x 2-5/8" x 1-1/8"	2.0200	2	20
W 40167	3-1/8" x 2-1/8" x 3-1/8"	3.0700	2	10
W 40165	3-1/8" x 2-5/8" x 2-5/8"	4.6400	2	10
W 40164	3-1/8" x 2-5/8" x 2-1/8"	2.7500	2	10
W 40163	3-1/8" x 2-5/8" x 1-5/8"	2.5700	2	10

(CONTINUED NEXT COLUMN)

(CONTINUED FROM PREVIOUS COLUMN)

Item No.	Diameter	Each Wt.	Inner Qty.	Master Qty.
W 40162	3-1/8" x 2-5/8" x 1-3/8"	2.6100	2	10
W 40161	3-1/8" x 2-5/8" x 1-1/8"	2.0400	2	20
W 40174	3-1/8" x 1-5/8" x 3-1/8"	2.9700	2	10
W 40181	3-1/8" x 1-3/8" x 3-1/8"	3.1400	2	10
W 40178	3-1/8" x 1-1/8" x 3-1/8"	3.0200	2	10
W 40179	3-1/8" x 7/8" x 3-1/8"	3.0300	2	10
W 40198	4-1/8" x 4-1/8" x 3-1/8"	4.9400	1	5
W 40197	4-1/8" x 4-1/8" x 2-5/8"	5.1600	1	5
W 40196	4-1/8" x 4-1/8" x 2-1/8"	4.5200	1	10
W 40195	4-1/8" x 4-1/8" x 1-5/8"	4.4700	1	10
W 40194	4-1/8" x 4-1/8" x 1-3/8"	4.5500	1	10
W 40193	4-1/8" x 4-1/8" x 1-1/8"	3.0500	1	10
W 40192	4-1/8" x 4-1/8" x 7/8"	2.8900	1	10
W 40191	4-1/8" x 4-1/8" x 5/8"	2.8900	1	10
W 40208	4-1/8" x 3-1/8" x 4-1/8"	8.6600	1	5
W 40206	4-1/8" x 3-1/8" x 3-1/8"	5.1200	1	5
W 40205	4-1/8" x 3-1/8" x 2-5/8"	5.6100	1	5
W 40204	4-1/8" x 3-1/8" x 2-1/8"	4.7600	1	5
W 40212	4-1/8" x 2-5/8" x 4-1/8"	7.7900	1	5
W 40216	4-1/8" x 2-1/8" x 4-1/8"	8.9500	1	5
W 40215	4-1/8" x 1-5/8" x 4-1/8"	8.5100	1	5
W 40214	4-1/8" x 1-3/8" x 4-1/8"	8.5700	1	5
W 40213	4-1/8" x 1-1/8" x 4-1/8"	9.3300	1	5
W 40503	6-1/8" x 6-1/8" x 3-1/8"	11.0000	-	1
W 40504	6-1/8" x 6-1/8" x 2-5/8"	11.1000	-	1
W 40505	6-1/8" x 6-1/8" x 2-1/8"	9.5400	-	1



### Tee • Forged Brass

C x C x F  
Wrot Style #: WT-602



Item No.	Diameter	Each Wt.	Inner Qty.	Master Qty.
W 04208	1/4" x 1/4" x 1/4"	0.0900	50	450
W 04209	1/4" x 1/4" x 1/8"	0.0400	50	1,200
W 04228	3/8" x 3/8" x 3/8"	0.1500	25	350
W 04229	3/8" x 3/8" x 1/4"	0.1000	25	400
W 04230	3/8" x 3/8" x 1/8"	0.1100	10	400
W 04259	1/2" x 1/2" x 3/8"	0.1500	10	240
W 04283	5/8" x 5/8" x 1/2"	0.3300	10	150



### Tee

C x FTG x C  
Wrot Style #: WT-600F



Item No.	Diameter	Each Wt.	Inner Qty.	Master Qty.
W 04106 †	5/8"	0.1000	50	300
W 04131 †	7/8"	0.1900	25	150



### Union

C x C  
Wrot Style #: WC-407



Item No.	Diameter	Each Wt.	Inner Qty.	Master Qty.
W 08001	3/8"	0.1200	25	250
W 08002	1/2"	0.1100	25	250
W 08003	5/8"	0.1600	25	250
W 08004	7/8"	0.3700	25	150
W 08005	1-1/8"	0.5200	10	100



### Copper Tube Strap • Two-Hole

Wrot Style #: WS-1100



Item No.	Diameter	Each Wt.	Inner Qty.	Master Qty.
A 01203	1/4"	0.0100	100	4,000
A 01278	3/8"	0.0100	100	5,600
A 01366	1/2"	0.0100	100	3,400
A 02529	5/8"	0.0100	100	1,500
A 01467	3/4"	0.0100	100	2,000
A 02574	7/8"	0.0100	50	750
A 02614	1-1/8"	0.0200	50	750
A 02650	1-3/8"	0.0400	50	500
A 02675	1-5/8"	0.0500	50	500
A 02708	2-1/8"	0.0600	50	500



### 25 ft. Roll Copper Tube Strap Perforated

Wrot Style #: WS-1101



Item No.	Diameter	Each Wt.	Inner Qty.	Master Qty.
A 01211	25 Ft.Roll	1.6300	1	10

† UL Recognized to 700 PSI (select diameters).

*Streamline*<sup>®</sup>

ACCURATELY MACHINED FROM BRASS FORGINGS OR ROD FOR  
**LEAK-PROOF JOINTS AND FULL FLOW.**

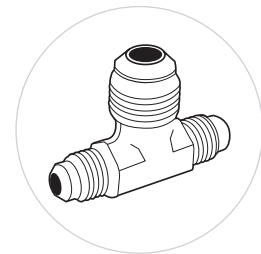




# BRASS 45° FLARE FITTINGS & FLANGES



▶ **Streamline Brass 45° Flare Fittings and Brass Flanges offer long-term reliability and are the practical solution for critical, sensitive and inaccessible HVACR connections. Each fitting and flange is expertly engineered to resist mechanical pullout and can be assembled and disassembled repeatedly. Conforming to applicable SAE, ASA and MS (Military Standards) standards and suitable for a wide range of pressures and working temperatures, Streamline Brass 45° Flare Fittings and Brass Flanges have been industry preferred for almost a century.**



- Brass 45° Flare Fittings
- Brass 45° Flanges

***Streamline***<sup>®</sup>

# BRASS 45° FLARE FITTINGS & FLANGES



Streamline® Brass 45° Flare Fittings and Brass Flanges are fabricated from brass forgings or drawn brass rod, eliminating the possibility of seepage by porosity. Fittings and flanges are accurately machined and fully protected against damage during handling, shipping and storage to assure tight leak-proof joints. Smooth interior finish provides unrestricted flow and reduced pressure drop.



- Diameters from 3/16" – 3/4"
- Complete range of universal fittings available
- Recommended max. working pressure (PS): 700 psig, 48 bar
- Conforms to Refrigeration Fitting Standards SAE J5 13, Military Standards MS-35867 through MS35873 inclusive, MS-35919, MS35926, and MS-16993
- Made in the USA



## Copper Flare Seal Bonnets



Item No.	Universal Part No.	Flare	Each Wt.	Inner Qty.	Master Qty.
A 04737	B1-3	3/16" - -	0.0009	25	-
A 00414	B1-4	1/4" - -	0.0014	100	7400
A 04935	B1-5	5/16" - -	0.0035	50	3600
A 00415	B1-6	3/8" - -	0.0040	100	7400
A 00416	B1-8	1/2" - -	0.0068	100	4000
A 00485	B1-10	5/8" - -	0.0100	20	1480
A 04738	B1-12	3/4" - -	0.0150	25	1000



## Copper Flare Gaskets



Item No.	Universal Part No.	Flare	Each Wt.	Inner Qty.	Master Qty.
A 00401	B2-4	1/4" - -	0.0007	100	24500
A 04811	B2-5	5/16" - -	0.0009	50	3600
A 00402	B2-6	3/8" - -	0.0018	100	4000
A 00403	B2-8	1/2" - -	0.0021	100	7400
A 05186	B2-10	5/8" - -	0.0028	50	3600
A 04822	B2-12	3/4" - -	0.0037	25	1000



## 90° Elbow • Half Union Flare to NPTFE



Item No.	Universal Part No.	Flare	NPTFE	Each Wt.	Inner Qty.	Master Qty.
A 00335	E1-4A	1/4" 1/8"	-	0.0455	25	425
A 04890	E1-4B	1/4" 1/4"	-	0.0550	25	250
A 04812	E1-4C	1/4" 3/8"	-	0.0815	25	400
A 04937	E1-6A	3/8" 1/8"	-	0.0800	25	600
A 00337	E1-6B	3/8" 1/4"	-	0.0765	25	400
A 04889	E1-6C	3/8" 3/8"	-	0.1082	25	400
A 04886	E1-6D	3/8" 1/2"	-	0.1600	25	300
A 05044	E1-8B	1/2" 1/4"	-	0.1350	10	240
A 00339	E1-8C	1/2" 3/8"	-	0.1400	15	240
A 04887	E1-8D	1/2" 1/2"	-	0.1800	15	180
A 05072	E1-8E	1/2" 3/4"	-	0.2310	10	120
A 04856	E1-10C	5/8" 3/8"	-	0.2250	10	160
A 04538	E1-10D	5/8" 1/2"	-	0.2400	10	160
A 05054	E1-10E	5/8" 3/4"	-	0.2550	10	120
A 04746	E1-12E	3/4" 3/4"	-	0.3360	10	120



**90° Elbow • Union**  
Flare to Flare



Item No.	Universal Part No.	Flare	Each Wt.	Inner Qty.	Master Qty.
A 00147	E2-4	1/4"	-	-	0.0738 25 250
A 00146	E2-6	3/8"	-	-	0.0950 25 400
A 00145	E2-8	1/2"	-	-	0.1500 15 240
A 04539	E2-10	5/8"	-	-	0.2500 10 160
A 04745	E2-12	3/4"	-	-	0.3650 5 70



**90° Elbow**  
External Flare to Internal Flare Swivel



Item No.	Universal Part No.	Flare	Each Wt.	Inner Qty.	Master Qty.
A 15940	ES4-44	1/4"	-	-	0.1034 4 432
A 15941	ES4-66	3/8"	-	-	0.1331 4 324
A 15943	ES4-88	1/2"	-	-	0.2024 4 280



**90° Elbow**  
External Flare to NPTFI



Item No.	Universal Part No.	Flare	NPTFI	Each Wt.	Inner Qty.	Master Qty.
A 04630	E3-4A	1/4"	1/8"	-	-	0.0500 25 600
A 05007	E3-4B	1/4"	1/4"	-	-	0.1400 25 400



**Refrigerant Drum Adapter**



Item No.	Universal Part No.	Flare	NPSM	Hex	Each Wt.	Inner Qty.	Master Qty.
A 08073	K1-1	1/4"	3/4"	1-1/4"	0.1588	10	160
A 08274	K1-3	3/8"	3/4"	1-1/4"	0.1870	10	160
A 08276	K1-5	1/2"	3/4"	1-1/4"	0.1938	10	160
A 08166	K1-8	1/4"	1/2"	1-1/8"	0.1481	10	240



**90° Elbow**  
External Flare to Internal Flare



Item No.	Universal Part No.	Flare	Each Wt.	Inner Qty.	Master Qty.
A 04898	E4-44	1/4"	-	-	0.0650 25 600
A 08082	E4-66	3/8"	-	-	0.1700 25 300



**Nut • Long Forged**



Item No.	Universal Part No.	Flare	Hex	Each Wt.	Inner Qty.	Master Qty.
A 00440	N4-4	1/4"	5/8"	-	0.0475	25 600
A 00441	N4-6	3/8"	13/16	-	0.0750	25 600
A 00442	N4-8	1/2"	15/16"	-	0.1083	10 240
A 01112	N4-10	5/8"	1-1/16"	-	0.1850	5 120
A 04731	N4-12	3/4"	1-5/16"	-	0.3450	5 120



**90° Elbow • Half Union**  
Flare to Solder



Item No.	Universal Part No.	Flare	Each Wt.	Inner Qty.	Master Qty.
A 03449	ES2-44	1/4"	-	-	0.0350 25 1000
A 03511	ES2-66	3/8"	-	-	0.0805 20 480
A 07851	ES2-88	1/2"	-	-	0.1200 10 240



**Nut • Flare Seal Cap**



Item No.	Universal Part No.	Flare	Hex	Each Wt.	Inner Qty.	Master Qty.
A 04544	N5-4	1/4"	9/16"	-	0.0300	50 850
A 04758	N5-5	5/16"	5/8"	-	0.0273	25 1000
A 04545	N5-6	3/8"	3/4"	-	0.0500	25 425
A 04546	N5-8	1/2"	7/8"	-	0.0688	25 600
A 04560	N5-10	5/8"	1-1/16"	-	0.1370	10 240
A 04951	N5-12	3/4"	1-5/16"	-	0.2213	10 160

# BRASS 45° FLARE FITTINGS & FLANGES | FITTINGS



**Nut • Flare Seal Cap**  
Finger Tightening

MADE IN  
**USA**

Item No.	Universal Part No.	Flare	Each Wt.	Inner Qty.	Master Qty.
A 16447	NFT5-4	1/4" - -	0.0150	2000	2000
A 16448	NFT5-6	3/8" - -	0.0375	1000	1000



**Plug • Brass Pipe**

MADE IN  
**USA**

Item No.	Universal Part No.	Flare	Hex	Each Wt.	Inner Qty.	Master Qty.
A 00250	P3-A	1/8" -	1/2"	0.0300	50	1200
A 00249	P3-B	1/4" -	11/16"	0.0555	50	500
A 00425	P3-C	3/8" -	11/16"	0.0575	25	600
A 04759	P3-D	1/2" -	7/8"	0.1075	25	150
A 05004	P3-E	3/4" -	1-1/8"	0.3050	10	100



**Nut • Short Forged Reducing**

MADE IN  
**USA**

Item No.	Universal Part No.	Flare	Tube Size	Hex	Each Wt.	Inner Qty.	Master Qty.
A 05132	NRS4-43	1/4"	3/16"	5/8"	0.0265	10	400
A 05247	NRS4-54	5/16"	1/4"	11/16"	0.0550	10	720
A 05140	NRS4-64	3/8"	1/4"	13/16"	0.0600	25	600
A 05282	NRS4-65	3/8"	5/16"	13/16"	0.0270	10	400
A 05141	NRS4-86	1/2"	3/8"	15/16"	0.0938	15	360
A 05228	NRS4-108	5/8"	1/2"	1-1/16"	0.1250	15	225



**Bushing • External Pipe Thread to Internal Pipe Thread**

MADE IN  
**USA**

Item No.	Universal Part No.	NPTF	NPTI	Hex	Each Wt.	Inner Qty.	Master Qty.
A 08756	R1-AB	1/8"	1/4"	11/16"	0.0538	25	1000
A 00630	R1-BA	1/4"	1/8"	9/16"	0.0200	25	1000
A 00631	R1-CB	3/8"	1/4"	11/16"	0.0337	25	1000
A 00492	R1-DB	1/2"	1/4"	7/8"	0.0800	25	250
A 00632	R1-DC	1/2"	3/8"	7/8"	0.0513	25	600
A 00493	R1-EC	3/4"	3/8"	1-1/16"	0.1108	10	240
A 00633	R1-ED	3/4"	1/2"	1-1/16"	0.0920	10	240



**Nut • Short Forged**

MADE IN  
**USA**

Item No.	Universal Part No.	Flare	Hex	Each Wt.	Inner Qty.	Master Qty.
A 05238	NS4-3	3/16"	1/2"	0.0235	50	1200
A 05051	NS4-4	1/4"	5/8"	0.0350	50	1200
A 05239	NS4-5	5/16"	11/16"	0.0400	25	1000
A 05052	NS4-6	3/8"	13/16"	0.0515	25	600
A 05053	NS4-8	1/2"	15/16"	0.0838	15	360
A 05157	NS4-10	5/8"	1-1/16"	0.1200	10	240
A 05222	NS4-12	3/4"	1-5/16"	0.2350	10	150



**Tee • Two-Way**  
Flare to Flare to NPTFE

MADE IN  
**USA**

Item No.	Universal Part No.	Flare	NPTFE	Each Wt.	Inner Qty.	Master Qty.
A 00345	T1-4A	1/4"	1/8"	0.0663	25	600
A 04859	T1-4B	1/4"	1/4"	0.1031	25	400
A 04771	T1-4C	1/4"	3/8"	0.1161	15	240
A 00347	T1-6B	3/8"	1/4"	0.1200	25	300
A 04922	T1-6C	3/8"	3/8"	0.1450	15	180
A 00349	T1-8C	1/2"	3/8"	0.1914	15	180



**Plug • Flare**

MADE IN  
**USA**

Item No.	Universal Part No.	Flare	Hex	Each Wt.	Inner Qty.	Master Qty.
A 05045	P2-3	3/16"	3/8"	0.0157	15	1260
A 00121	P2-4	1/4"	7/16"	0.0218	25	1400
A 00124	P2-5	5/16"	1/2"	0.0344	15	540
A 00122	P2-6	3/8"	5/8"	0.0700	25	600
A 00123	P2-8	1/2"	3/4"	0.0950	25	400
A 04536	P2-10	5/8"	7/8"	0.1370	15	360
A 04757	P2-12	3/4"	1-1/16"	0.2250	10	160





**Tee • Three-Way**  
Flare to Flare to Flare

MADE IN  
USA

Item No.	Universal Part No.	Flare	Each Wt.	Inner Qty.	Master Qty.
A 00340	T2-4	1/4"	-	0.0650	25 400
A 00342	T2-6	3/8"	-	0.1425	15 240
A 00344	T2-8	1/2"	-	0.1960	15 180
A 04749	T2-12	3/4"	-	0.5020	5 60



**Tee • Right Angle Two-Way**  
NPTFE to Flare to Flare

MADE IN  
USA

Item No.	Universal Part No.	NPTFE	Flare	Each Wt.	Inner Qty.	Master Qty.
A 00127	T3-4A	1/8"	1/4"	0.0700	25 400	
A 04998	T3-4B	1/4"	1/4"	0.0875	25 300	
A 04941	T3-6C	3/8"	3/8"	0.1400	25 300	
A 04778	T3-8C	3/8"	1/2"	0.1815	15 180	



**Tee • Three-Way**  
Internal Branch  
Flare to Flare to Flare

MADE IN  
USA

Item No.	Universal Part No.	Flare	Each Wt.	Inner Qty.	Master Qty.
A 06330	T6-4	1/4"	-	0.0850	25 300



**Tee • Three-Way Reducing**  
Flare to Flare to NPTFE

MADE IN  
USA

Item No.	Universal Part No.	Flare	NPTFE	Each Wt.	Inner Qty.	Master Qty.
A 04994	TR2-46	1/4"	3/8"	0.1137	25 300	
A 04574	TR2-64	3/8"	1/4"	0.1340	25 300	
A 04547	TR2-68	3/8"	1/2"	0.1940	15 180	
A 04559	TR2-86	1/2"	3/8"	0.1908	15 180	



**Connector • Half Union**  
Flare to NPTFE

MADE IN  
USA

Item No.	Universal Part No.	Flare	NPTFE	Hex	Each Wt.	Inner Qty.	Master Qty.
A 01117	U1-3A	3/16"	1/8"	7/16"	0.0253	15 420	
A 00330	U1-4A	1/4"	1/8"	7/16"	0.0299	25 1000	
A 04585	U1-4B	1/4"	1/4"	9/16"	0.0471	25 250	
A 01197	U1-4C	1/4"	3/8"	11/16"	0.0714	25 400	
A 04628	U1-4D	1/4"	1/2"	7/8"	0.1138	25 400	
A 00331	U1-5A	5/16"	1/8"	1/2"	0.0400	25 1000	
A 05036	U1-5B	5/16"	1/4"	9/16"	0.0550	25 1000	
A 01198	U1-5C	5/16"	3/8"	11/16"	0.0750	25 600	
A 05003	U1-6A	3/8"	1/8"	5/8"	0.0652	25 600	
A 00332	U1-6B	3/8"	1/4"	5/8"	0.0750	25 600	
A 01199	U1-6C	3/8"	3/8"	11/16"	0.0900	25 400	
A 04993	U1-6D	3/8"	1/2"	7/8"	0.1350	25 300	
A 05034	U1-8A	1/2"	1/8"	3/4"	0.0938	10 240	
A 04439	U1-8B	1/2"	1/4"	3/4"	0.1082	10 400	
A 00334	U1-8C	1/2"	3/8"	3/4"	0.1191	10 240	
A 04780	U1-8D	1/2"	1/2"	7/8"	0.1551	10 240	
A 05066	U1-8E	1/2"	3/4"	1-1/16"	0.2281	10 160	
A 05035	U1-10B	5/8"	1/4"	7/8"	0.1550	10 240	
A 01195	U1-10C	5/8"	3/8"	7/8"	0.1681	10 240	
A 04540	U1-10D	5/8"	1/2"	7/8"	0.1892	10 240	
A 04827	U1-10E	5/8"	3/4"	1-1/16"	0.2495	5 120	
A 05005	U1-12C	3/4"	3/8"	1-1/16"	0.2650	10 160	
A 04739	U1-12D	3/4"	1/2"	1-1/16"	0.2861	5 120	
A 04740	U1-12E	3/4"	3/4"	1-1/16"	0.3161	5 120	



**Connector • Union**  
Flare to Flare

MADE IN  
USA

Item No.	Universal Part No.	Flare	Hex	Each Wt.	Inner Qty.	Master Qty.
A 00325	U2-4	1/4"	7/16"	0.0261	25 600	
A 00326	U2-5	5/16"	1/2"	0.0500	25 600	
A 00327	U2-6	3/8"	5/8"	0.0915	25 400	
A 00329	U2-8	1/2"	3/4"	0.1407	15 240	
A 04845	U2-10	5/8"	7/8"	0.2154	10 160	
A 04733	U2-12	3/4"	1-1/16"	0.3675	10 160	

# BRASS 45° FLARE FITTINGS & FLANGES | FITTINGS



**Connector • Half Union**  
Flare to NPTFI

MADE IN  
**USA**

Item No.	Universal Part No.	Flare	NPTFI	Hex	Each Wt.	Inner Qty.	Master Qty.
A 04622	U3-4A	1/4"	1/8"	9/16"	0.0415	25	1000
A 04625	U3-4B	1/4"	1/4"	11/16"	0.0650	25	600
A 04961	U3-4C	1/4"	3/8"	13/16"	0.0812	15	360
A 04927	U3-6A	3/8"	1/8"	5/8"	0.1029	10	400
A 04624	U3-6B	3/8"	1/4"	11/16"	0.0829	25	400
A 04627	U3-6C	3/8"	3/8"	13/16"	0.1000	15	360
A 08104	U3-6D	3/8"	1/2"	1"	0.1630	15	240
A 04928	U3-8B	1/2"	1/4"	3/4"	0.1115	15	240
A 04727	U3-8C	1/2"	3/8"	13/16"	0.1190	15	360
A 04728	U3-8D	1/2"	1/2"	1"	0.1809	15	240
A 04929	U3-10C	5/8"	3/8"	7/8"	0.1597	10	160
A 04819	U3-10D	5/8"	1/2"	1"	0.1950	10	160
A 04977	U3-10E	5/8"	3/4"	1-1/4"	0.2863	10	120



**Connector**  
Internal Flare to External Flare

MADE IN  
**USA**

Item No.	Universal Part No.	Flare	Flare	Hex	Each Wt.	Inner Qty.	Master Qty.
A 05147	UR3-43	1/4"	3/16	5/8"	0.0470	10	400
A 05041	UR3-46	1/4"	3/8"	5/8"	0.0696	15	360
A 08127	UR3-48	1/4"	1/2"	3/4"	0.1118	10	400
A 00479	UR3-64	3/8"	1/4"	13/16"	0.0775	15	360
A 04888	UR3-68	3/8"	1/2"	13/16"	0.1100	15	360
A 04770	UR3-108	1/2"	1/4"	1-1/16"	0.1803	10	160
A 04878	UR3-1012	1/2"	3/8"	1-1/16"	0.2650	10	160
A 04826	UR3-1210	1/2"	5/8"	1-5/16"	0.2405	10	120
A 00480	UR3-84	5/8"	1/2"	15/16"	0.1069	15	360
A 00481	UR3-86	5/8"	3/4"	15/16"	0.1200	15	240
A 04879	UR3-810	3/4"	5/8"	15/16"	0.1685	10	240



**Connector • Union**  
Internal Flare

MADE IN  
**USA**

Item No.	Universal Part No.	Flare	Hex	Each Wt.	Inner Qty.	Master Qty.	
A 00385	U4-4	1/4"	5/8"	-	0.0650	10	560
A 00386	U4-6	3/8"	13/16"	-	0.1182	10	240
A 00387	U4-8	1/2"	15/16"	-	0.1750	10	240



**Connector • Half Union**  
External Flare to Solder

MADE IN  
**USA**

Item No.	Universal Part No.	Flare	Solder	Hex	Each Wt.	Inner Qty.	Master Qty.
A 03431	US3-44	1/4"	1/4"	7/16"	0.0250	50	1200
A 03466	US3-45	1/4"	5/16"	7/16"	0.0225	25	1000
A 03494	US3-46	1/4"	3/8"	1/2"	0.0288	25	1000
A 03443	US3-64	3/8"	1/4"	5/8"	0.0698	25	600
A 03464	US3-65	3/8"	5/16"	5/8"	0.0609	25	600
A 03492	US3-66	3/8"	3/8"	5/8"	0.0628	25	600
A 03547	US3-68	3/8"	1/2"	5/8"	0.0615	10	560
A 03504	US3-86	1/2"	3/8"	3/4"	0.1123	25	400
A 03546	US3-88	1/2"	1/2"	3/4"	0.0964	15	360
A 03519	US3-108	5/8"	1/2"	7/8"	0.1601	10	240
A 06601	US3-610	3/8"	5/8"	3/4"	0.0750	10	240
A 02259	US3-810	1/2"	5/8"	3/4"	0.0996	10	240
A 02258	US3-1010	5/8"	5/8"	7/8"	0.1550	10	240
A 02272	US3-1012	5/8"	3/4"	7/8"	0.1500	10	240
A 02378	US3-1014	5/8"	7/8"	1"	0.1656	10	160
A 05307	US3-1212	3/4"	3/4"	1-1/16"	0.2463	5	120
A 05425	US3-1214	3/4"	7/8"	1-1/16"	0.2490	5	160



**Connector • Reducing Union**  
Flare to Flare

MADE IN  
**USA**

Item No.	Universal Part No.	Flare	Flare	Hex	Each Wt.	Inner Qty.	Master Qty.
A 05270	UR2-43	1/4"	3/16"	7/16"	0.0300	15	1080
A 08730	UR2-54	5/16"	1/4"	1/2"	0.0461	10	740
A 01171	UR2-64	3/8"	1/4"	5/8"	0.0718	15	360
A 04981	UR2-65	3/8"	5/16"	5/8"	0.0779	10	400
A 00356	UR2-84	1/2"	1/4"	3/4"	0.1000	15	360
A 00149	UR2-86	1/2"	3/8"	3/4"	0.1267	25	400
A 05334	UR2-106	5/8"	3/8"	7/8"	0.1750	10	240
A 04846	UR2-108	5/8"	1/2"	7/8"	0.1922	15	180
A 04734	UR2-128	3/4"	1/2"	1-1/16"	0.2900	10	120
A 04784	UR2-1210	3/4"	5/8"	1-1/16"	0.3318	10	120



**Connector • Union**  
Internal Flare Swivel

MADE IN  
**USA**


Item No.	Universal Part No.	Flare	Hex	Each Wt.	Inner Qty.	Master Qty.	
A 13563	US4-4	1/4"	5/8"	-	0.0798	15	600
A 13564	US4-5	5/16"	11/16"	-	0.0850	15	600
A 13565	US4-6	3/8"	13/16"	-	0.1212	15	360
A 13567	US4-8	1/2"	15/16"	-	0.1750	15	240
A 13568	US4-10	5/8"	1-1/16"	-	0.2700	15	180



**Connector**  
Internal Flare to Extension Solder

MADE IN USA

Item No.	Universal Part No.	Flare	Each Wt.	Inner Qty.	Master Qty.
A 15725	US5-44	1/4"	-	-	0.0430 25 1000
A 15726	US5-66	3/8"	-	-	0.0740 25 600
A 15727	US5-88	1/2"	-	-	0.1037 20 320
A 15728	US5-1010	5/8"	-	-	0.1600 10 240
A 15729	US5-1212	3/4"	-	-	0.3176 10 120



**Gasket • 2 Bolt-Hole**  
Asbestos-Free Material

MADE IN USA

Item No.	Size (in.)	Size B (in.)	F Bolt Hole Centers	Each Wt.	Inner Qty.
A 04582	9/16"	1-1/16"	1-5/8"	0.0028	N/A
N 02308	13/16"	1-19/64"	1-5/8"	0.0040	N/A
N 02307	13/16"	1-17/32"	1-3/4"	0.0042	N/A
A 05152	1-3/16"	1-15/16"	2-3/4"	0.0200	20



**Connector • Fusible Pipe Plug**  
NPTFE

MADE IN USA

Item No.	Universal Part No.	NPTFE	Hex	Melting Temp.	Each Wt.	Inner Qty.	Master Qty.
A 14058	FP-A	1/8"	7/16"	283° F	0.0220	10	1540
A 14059	FP-B	1/4"	9/16"	283° F	0.0350	15	840
A 14060	FP-C	3/8"	11/16"	283° F	0.0840	15	540
A 14017	FP-A	1/8"	7/16"	210° F	0.0240	10	1540
A 14018	FP-B	1/4"	9/16"	210° F	0.0540	15	840
A 14021	FP-C	3/8"	11/16"	210° F	0.0900	15	540
A 15214	FP-A	1/8"	7/16"	168° F	0.0240	10	1540
A 14019	FP-B	1/4"	9/16"	168° F	0.0540	15	840
A 14022	FP-C	3/8"	11/16"	168° F	0.0950	15	540



**Flange • 4 Bolt-Hole w/ Tongue, Groove**  
Diameters 2-3/4" x 2-3/16"

MADE IN USA

Item No.	Size (in.)	Size B (in.)	F Bolt Hole Centers	Each Wt.	Inner Qty.
A 08629	1-1/8"	1-1/16"	2-1/2"	2.1250	1
A 05150	1-3/8"	1-19/64"	2-1/2"	1.9765	1
A 05148	1-5/8"	1-17/32"	2-1/2"	1.8667	1
A 08632	2-1/8"	1-15/16"	2-1/2"	1.5938	1



**Gasket • 4 Bolt-Hole**  
Asbestos-Free Material

MADE IN USA

Item No.	Size (in.)	Size B (in.)	F Bolt Hole Centers	Each Wt.	Inner Qty.
A 08628	2-1/16"		2-1/2"	0.0120	N/A



**Connector • Half Union**  
Flare to NPTFE

MADE IN USA

Item No.	Universal Part No.	NPTFE	Hex	Melting Temp.	Each Wt.	Inner Qty.	Master Qty.
A 14062	FU-4B	1/4"	9/16"	283° F	0.0470	10	560
A 14064	FU-6C	3/8"	11/16"	283° F	0.1260	10	360
A 14023	FU-4B	1/4"	9/16"	210° F	0.0570	10	560
A 14026	FU-6C	3/8"	11/16"	210° F	0.1220	10	400
A 14024	FU-4B	1/4"	9/16"	168° F	0.0480	10	1080
A 14027	FU-6C	3/8"	11/16"	168° F	0.0980	10	400



**Flange • 4 Bolt-Hole w/ Groove**  
Diameters 2-25/32" x 2-1/16"

MADE IN USA

Item No.	Size (in.)	Size B (in.)	F Bolt Hole Centers	Each Wt.	Inner Qty.
A 08630	1-1/8"	1-1/16"	2-1/2"	1.8750	1
A 08631	1-3/8"	1-19/64"	2-1/2"	1.7500	1
A 08261	1-5/8"	1-17/32"	2-1/2"	1.6400	1
A 08633	2-1/8"	1-15/16"	2-1/2"	1.4167	1



**Flange • 2 Bolt-Hole**  
w/ Serated Gasket Surface

MADE IN USA

Item No.	Size (in.)	Size B (in.)	F Bolt Hole Centers	Each Wt.	Inner Qty.
A 08314	5/8"	9/16"	1-5/8"	0.4450	1
A 05299	3/4"	11/16"	1-5/8"	0.4200	1
A 09215	7/8"	13/16"	1-5/8"	0.3950	1
A 08315	7/8"	13/16"	2-3/4"	1.0800	1
A 05151	1-1/8"	1-1/16"	2-3/4"	1.1094	1
A 05074	1-3/8"	1-19/64"	2-3/4"	0.9000	1



**Flange • 4 Bolt-Hole**  
w/ Flat Gasket Surface

MADE IN USA

Item No.	Size (in.)	Size B (in.)	F Bolt Hole Centers	Each Wt.	Inner Qty.
A 08624	1-1/8"	1-1/16"	2-1/2"	1.925	1
A 08625	1-3/8"	1-19/64"	2-1/2"	1.875	1
A 08626	1-5/8"	1-17/32"	2-1/2"	1.875	1
A 08627	2-1/8"	1-1/64"	2-1/2"	1.4726	1

*Streamline*<sup>®</sup>

MANUFACTURED TO EXACTING SPECIFICATIONS  
FOR THE BEST FIT IN THE INDUSTRY.





# PLASTIC FITTINGS



▶ As a leader in high-quality PVC and ABS Fittings for over 20 years, Streamline® Plastic Fittings are designed and manufactured to the most exacting standards. With a fitting to meet most every common residential, commercial, industrial, irrigation and agricultural plumbing system application, our many lines of plastic fittings are simply the best in the industry. Each delivers excellent fit, smooth interior walls and outstanding corrosion and chemical resistance.



- PVC Schedule 40 Pressure Fittings
- ABS DWV Fittings
- PVC DWV Fittings

*Streamline*®

# PVC SCHEDULE 40 PRESSURE FITTINGS



Streamline® PVC Schedule 40 Pressure Fittings are renowned for superior strength and enhanced performance. With a full line of diameters and styles, our fittings are designed and tested under real world "cyclic" pressure conditions so they excel in extreme applications where lesser products often fail. Along with superior strength, our pressure plastic fittings offer smooth inner walls for low pressure drops and superior resistance to chemicals and corrosion.



- For use in cold-water pressure applications including potable water supply, irrigation and pool/spa
- Superior resistance to chemicals and corrosion
- Smooth inner walls provide for low pressure drops
- Made to applicable ASTM standards D2466, D1784, F1498
- Meets NSF 14 and 61G



**Tee**  
SLIP x SLIP x SLIP



Item No.	Diameter	Each Wt.	Inner Qty.	Master Carton
401-005	1/2"	0.0651	50	400
401-007	3/4"	0.0904	50	300
401-010	1"	0.1651	0	50
401-012	1-1/4"	0.2333	0	25
401-015	1-1/2"	0.3494	0	25
401-020	2"	0.5133	0	20
401-025	2-1/2"	1.0241	0	10
401-030	3"	1.4685	1	10
401-040	4"	2.3224	1	5
401-060	6"	5.6100	1	4



**Reducing Tee**  
SLIP x SLIP x SLIP



Item No.	Diameter	Each Wt.	Inner Qty.	Master Carton
401-095	3/4" x 1/2" x 3/4"	0.0940	50	300
401-101	3/4" x 3/4" x 1/2"	0.0863	50	300
401-130	1" x 1" x 1/2"	0.1275	0	50
401-131	1" x 1" x 3/4"	0.1354	0	50
401-167	1-1/4" x 1-1/4" x 3/4"	0.2085	0	25
401-168	1-1/4" x 1-1/4" x 1"	0.2206	0	25
401-210	1-1/2" x 1-1/2" x 3/4"	0.2417	0	25
401-211	1-1/2" x 1-1/2" x 1"	0.2705	0	25
401-251	2" x 2" x 1-1/2"	0.4515	0	20



**Tee**  
SLIP x SLIP x FPT



Item No.	Diameter	Each Wt.	Inner Qty.	Master Carton
402-005	1/2"	0.0753	50	400
402-007	3/4"	0.0955	50	300
402-010	1"	0.1689	0	50
402-012	1-1/4"	0.2599	0	25
402-015	1-1/2"	0.3446	0	25



**Reducing Tee**  
SLIP x SLIP x FPT



Item No.	Diameter	Each Wt.	Inner Qty.	Master Carton
402-101	3/4" x 3/4" x 1/2"	0.0823	50	300
402-130	1" x 1" x 1/2"	0.1277	0	50
402-131	1" x 1" x 3/4"	0.1457	0	50
402-166	1-1/4" x 1-1/4" x 1/2"	0.2115	0	25
402-167	1-1/4" x 1-1/4" x 3/4"	0.2161	0	25
402-209	1-1/2" x 1-1/2" x 1/2"	0.2425	0	25
402-210	1-1/2" x 1-1/2" x 3/4"	0.2976	0	25
402-248	2" x 2" x 3/4"	0.3300	0	20
402-338	3" x 3" x 2"	1.1300	1	10



**90° Elbow Reducing**  
SLIP x SLIP



Item No.	Diameter	Each Wt.	Inner Qty.	Master Carton
406-101	3/4" x 1/2"	0.0588	50	400
406-130	1" x 1/2"	0.0866	0	50
406-131	1" x 3/4"	0.0960	0	50
406-168	1-1/4" x 1"	0.1533	0	25



**Tee**  
SLIP x FPT x SLIP



Item No.	Diameter	Each Wt.	Inner Qty.	Master Carton
403-007	3/4" x 3/4" x 3/4"	0.1018	50	300



**90° Elbow**  
SLIP x FPT



Item No.	Diameter	Each Wt.	Inner Qty.	Master Carton
407-005	1/2"	0.0626	50	600
407-007	3/4"	0.0763	50	400
407-010	1"	0.1351	0	50
407-012	1-1/4"	0.2234	0	25
407-015	1-1/2"	0.3095	0	25
407-020	2"	0.4509	0	25



**Tee**  
FPT x FPT x FPT



Item No.	Diameter	Each Wt.	Inner Qty.	Master Carton
405-005	1/2"	0.1230	50	400
405-007	3/4"	0.1290	50	300
405-010	1"	0.2287	0	50



**90° Elbow Reducing**  
SLIP x FPT



Item No.	Diameter	Each Wt.	Inner Qty.	Master Carton
407-101	3/4" x 1/2"	0.0572	50	600
407-130	1" x 1/2"	0.0842	0	50
407-131	1" x 3/4"	0.1108	0	50
407-251	2" x 1-1/2"	0.3780	0	20



**90° Elbow**  
SLIP x SLIP



Item No.	Diameter	Each Wt.	Inner Qty.	Master Carton
406-005	1/2"	0.0520	50	600
406-007	3/4"	0.0742	50	400
406-010	1"	0.1322	0	50
406-012	1-1/4"	0.1858	0	25
406-015	1-1/2"	0.2314	0	25
406-020	2"	0.3631	0	25
406-025	2-1/2"	0.7714	0	10
406-030	3"	1.1165	1	10
406-040	4"	1.8180	1	5
406-060	6"	4.7207	1	5



**90° Elbow**  
FPT x FPT



Item No.	Diameter	Each Wt.	Inner Qty.	Master Carton
408-005	1/2"	0.0718	50	600
408-007	3/4"	0.0967	50	400

# ▶ PLASTIC FITTINGS | PVC SCHEDULE 40 PRESSURE FITTINGS



**90° Street Elbow**  
SLIP x SP



Item No.	Diameter	Each Wt.	Inner Qty.	Master Carton
409-005	1/2"	0.0510	50	600
409-007	3/4"	0.0740	50	400
409-010	1"	0.1148	0	50
409-012	1-1/4"	0.2313	0	25
409-015	1-1/2"	0.2580	0	25
409-020	2"	0.3991	0	20



**45° Elbow**  
SLIP x SLIP



Item No.	Diameter	Each Wt.	Inner Qty.	Master Carton
417-005	1/2"	0.0522	50	600
417-007	3/4"	0.0562	50	400
417-010	1"	0.1013	0	50
417-012	1-1/4"	0.1418	25	150
417-015	1-1/2"	0.2011	0	25
417-020	2"	0.3248	0	20
417-025	2-1/2"	0.6214	0	10
417-030	3"	0.8994	1	10
417-040	4"	1.4366	1	5
417-060	6"	3.8640	1	5



**90° Street Elbow**  
SLIP x MPT



Item No.	Diameter	Each Wt.	Inner Qty.	Master Carton
410-005	1/2"	0.0499	50	600
410-007	3/4"	0.0717	50	400
410-010	1"	0.1101	0	50
410-012	1-1/4"	0.2412	0	25
410-015	1-1/2"	0.3190	0	25
410-020	2"	0.4807	0	20



**Cross**  
S x S x S x S



Item No.	Diameter	Each Wt.	Inner Qty.	Master Carton
420-005	1/2"	0.0817	50	300
420-007	3/4"	0.1054	0	50
420-010	1"	0.1812	0	50
420-012	1-1/4"	0.2952	0	25
420-015	1-1/2"	0.4023	0	25
420-020	2"	0.5833	0	10



**90° Street Elbow**  
MPT x FPT



Item No.	Diameter	Each Wt.	Inner Qty.	Master Carton
412-005	1/2"	0.0527	50	600
412-007	3/4"	0.0780	50	400
412-010	1"	0.1183	50	300



**Coupling**  
SLIP x SLIP



Item No.	Diameter	Each Wt.	Inner Qty.	Master Carton
429-005	1/2"	0.0327	50	400
429-007	3/4"	0.0464	50	600
429-010	1"	0.0747	50	300
429-012	1-1/4"	0.1091	25	200
429-015	1-1/2"	0.1545	25	150
429-020	2"	0.2024	0	20
429-025	2-1/2"	0.5121	0	10
429-030	3"	0.6174	1	15
429-040	4"	0.8846	1	5
429-060	6"	2.1000	1	5



**90° Street Elbow w/Side Outlet**  
SLIP x SLIP x FPT



Item No.	Diameter	Each Wt.	Inner Qty.	Master Carton
414-005	1/2"	0.0600	0	50
414-101	3/4"	0.0800	50	300
414-130	1" x 1" x 1/2"	0.1280	0	50





**Coupling Reducing**  
SLIP x SLIP



Item No.	Diameter	Each Wt.	Inner Qty.	Master Carton
429-101	3/4" x 1/2"	0.0450	50	600
429-131	1" x 3/4"	0.0680	50	200
429-338	3" x 2"	0.5138	5	30



**Adapter**  
FPT x Reducing SLIP



Item No.	Diameter	Each Wt.	Inner Qty.	Master Carton
435-074	3/4" x 1/2"	0.0433	50	600
435-102	1" x 3/4"	0.0620	50	200



**Coupling**  
FPT x FPT



Item No.	Diameter	Each Wt.	Inner Qty.	Master Carton
430-005	1/2"	0.0397	50	400
430-007	3/4"	0.0514	50	600
430-010	1"	0.0920	50	300



**Adapter**  
SLIP x MPT



Item No.	Diameter	Each Wt.	Inner Qty.	Master Carton
436-005	1/2"	0.0331	50	800
436-007	3/4"	0.0461	50	600
436-010	1"	0.0767	50	400
436-012	1-1/4"	0.1119	25	200
436-015	1-1/2"	0.1459	25	150
436-020	2"	0.2043	10	120



**Riser Extended**  
FPT x MPT



Item No.	Diameter	Each Wt.	Inner Qty.	Master Carton
434-005	1/2"	0.0300	50	400



**Adapter**  
SLIP x Reducing MPT



Item No.	Diameter	Each Wt.	Inner Qty.	Master Carton
436-074	3/4" x 1/2"	0.0373	50	600
436-102	1" x 3/4"	0.0739	50	400
436-132	1-1/4" x 1"	0.1012	25	200
436-169	1-1/2" x 1-1/4"	0.1354	25	150
436-213	2" x 1-1/2"	0.1977	10	120



**Adapter**  
SLIP x FPT



Item No.	Diameter	Each Wt.	Inner Qty.	Master Carton
435-005	1/2"	0.0372	50	400
435-007	3/4"	0.0479	50	600
435-010	1"	0.0739	50	300
435-012	1-1/4"	0.1210	25	200
435-015	1-1/2"	0.1503	25	150
435-020	2"	0.2041	0	20



**Adapter**  
SLIP x Reducing FPT



Item No.	Diameter	Each Wt.	Inner Qty.	Master Carton
435-101	3/4" x 1/2"	0.0467	50	600
435-131	1" x 3/4"	0.0712	50	200

# ▶ PLASTIC FITTINGS | PVC SCHEDULE 40 PRESSURE FITTINGS



**Adapter**  
MPT x Reducing SLIP



Item No.	Diameter	Each Wt.	Inner Qty.	Master Carton
436-101	3/4" x 1/2"	0.0263	50	400
436-131	1" x 3/4"	0.0480	50	400
436-212	1-1/2" x 1-1/4"	0.1173	25	200
436-251	2" x 1-1/2"	0.1804	10	120

(CONTINUED FROM PREVIOUS COLUMN)

Item No.	Diameter	Each Wt.	Inner Qty.	Master Carton
438-251	2" x 1-1/2"	0.1465	10	160
438-290	2-1/2" x 1-1/4"	0.2900	10	80
438-292	2-1/2" x 2"	0.2720	10	80
438-338	3" x 2"	0.4400	10	60
438-339	3"x 2-1/2"	0.4600	10	60
438-421	4" x 2-1/2"	1.0628	5	30
438-422	4" x 3"	1.1320	5	30



**Bushing**  
SPIG x SLIP



Item No.	Diameter	Each Wt.	Inner Qty.	Master Carton
437-101	3/4" x 1/2"	0.0209	50	400
437-130	1" x 1/2"	0.0433	50	800
437-131	1" x 3/4"	0.0357	50	800
437-166	1-1/4" x 1/2"	0.0860	25	200
437-167	1-1/4" x 3/4"	0.0731	25	200
437-168	1-1/4" x 1"	0.0634	25	200
437-209	1-1/2" x 1/2"	0.1090	25	300
437-210	1-1/2" x 3/4"	0.1105	25	300
437-211	1-1/2" x 1"	0.0945	25	300
437-212	1-1/2" x 1-1/4"	0.0673	25	300
437-248	2" x 3/4"	0.1508	10	160
437-249	2" x 1"	0.1643	10	160
437-250	2" x 1-1/4"	0.1424	10	160
437-251	2" x 1-1/2"	0.1321	10	160
437-290	2-1/2" x 1-1/4"	0.2867	10	80
437-291	2-1/2" x 1-1/2"	0.2930	10	80
437-292	2-1/2" x 2"	0.2305	10	80
437-338	3 x 2"	0.4117	10	60
437-339	3" x 2-1/2"	0.3834	10	60



**Bushing**  
MPT x FPT



Item No.	Diameter	Each Wt.	Inner Qty.	Master Carton
439-101	3/4" x 1/2"	0.0210	50	400
439-130	1" x 1/2"	0.0389	50	800
439-131	1" x 3/4"	0.0320	50	800
439-167	1-1/4" x 3/4"	0.0842	25	200
439-168	1-1/4" x 1"	0.0631	25	200
439-210	1-1/2" x 3/4"	0.0983	25	200
439-211	1-1/2" x 1"	0.0913	25	200
439-212	1-1/2" x 1-1/4"	0.0586	25	200
439-249	2" x 1"	0.1446	10	160
439-251	2" x 1-1/2"	0.1118	10	160



**Cap**  
SLIP



Item No.	Diameter	Each Wt.	Inner Qty.	Master Carton
447-005	1/2"	0.0236	50	400
447-007	3/4"	0.0316	50	400
447-010	1"	0.0611	50	400
447-012	1-1/4"	0.0891	25	300
447-015	1-1/2"	0.1259	25	200
447-020	2"	0.1840	10	120
447-025	2-1/2"	0.4250	10	60
447-030	3"	0.5483	10	60
447-040	4"	0.8772	1	5
447-060	6"	2.9042	1	5



**Bushing**  
SPIG x FPT



Item No.	Diameter	Each Wt.	Inner Qty.	Master Carton
438-101	3/4" x 1/2"	0.0233	50	400
438-130	1" x 1/2"	0.0447	50	800
438-131	1" x 3/4"	0.0397	50	800
438-166	1-1/4" x 1/2"	0.0860	25	200
438-167	1-1/4" x 3/4"	0.0800	25	200
438-168	1-1/4" x 1"	0.0682	25	200
438-209	1-1/2" x 1/2"	0.1151	25	300
438-210	1-1/2" x 3/4"	0.1123	25	300
438-211	1-1/2" x 1"	0.1079	25	300
438-212	1-1/2" x 1-1/4"	0.0756	25	300
438-248	2" x 3/4"	0.1671	10	160
438-249	2" x 1"	0.1716	10	160
438-250	2" x 1-1/4"	0.1630	10	160

(CONTINUED NEXT COLUMN)



**Cap**  
FPT



Item No.	Diameter	Each Wt.	Inner Qty.	Master Carton
448-005	1/2"	0.0272	50	400
448-007	3/4"	0.0372	50	400
448-010	1"	0.0611	50	400
448-012	1-1/4"	0.0966	25	300
448-015	1-1/2"	0.1243	25	200
448-020	2"	0.1925	10	120



**Plug**  
SPIG



Item No.	Diameter	Each Wt.	Inner Qty.	Master Carton
449-005	1/2"	0.0180	50	400
449-007	3/4"	0.0247	50	400
449-010	1"	0.0430	50	800
449-012	1-1/4"	0.0700	25	200
449-015	1-1/2"	0.0972	25	300
449-020	2"	0.1360	10	160



**Plug**  
MPT



Item No.	Diameter	Each Wt.	Inner Qty.	Master Carton
450-005	1/2"	0.0169	50	400
450-007	3/4"	0.0245	50	400
450-010	1"	0.0401	50	800
450-012	1-1/4"	0.0685	25	200
450-015	1-1/2"	0.0878	25	200
450-020	2"	0.1180	10	160



**Union w/ Buna O-Ring**  
SLIP x SLIP



Item No.	Diameter	Each Wt.	Inner Qty.	Master Carton
457-007	3/4"	0.1580	10	80



**Coupling Deep Socket**  
SLIP



Item No.	Diameter	Each Wt.	Inner Qty.	Master Carton
482-007	3/4"	0.0462	0	50



**R-Trap Condensate Drain Line**



Item No.	Diameter	Each Wt.	Inner Qty.	Master Carton
488-005	1/2" (315 psi)	0.1000	0	50
488-007	3/4"	0.2000	0	50
488-010	1"	0.4000	0	10



**P-Trap Condensate Drain Line**



Item No.	Diameter	Each Wt.	Inner Qty.	Master Carton
489-007	3/4"	0.2000	0	50
489-010	1"	0.4000	0	10



**Drain Pan Adapter**  
SLIP x MPT



Item No.	Diameter	Each Wt.	Inner Qty.	Master Carton
436-107	3/4"	0.058	50	600



**Clean Out Tee**



Item No.	Diameter	Each Wt.	Inner Qty.	Master Carton
403-107	3/4"	0.1263	25	N/A

# ABS DWV FITTINGS



Streamline® ABS DWV Fittings are manufactured to exact specifications to ensure the best fit in the industry. Each fitting delivers excellent rigidity and smooth interior walls to improve flow, inhibit scaling and provide superior resistance to chemicals and corrosion. Our stringent quality control protocols guarantee that our fittings fit and perform flawlessly, piece after piece. All fittings are packaged in standard industry carton quantities and dimensions, and utilize an intuitive, easily interpreted style numbering system.



- For use in non-pressurized drain, waste and vent sanitary systems
- Smooth, consistent interior walls provide for full flow and increased resistance to corrosion and scaling
- Superior resistance to chemicals and corrosion
- Uniform interior and exterior walls improve joint strength and reliability
- Made to applicable ASTM standards D2661, F1498, D3311, D3965
- Meets NSF 14



## Coupling

H x H  
Style #: A100



Item No.	Diameter	Each Wt.	Inner Qty.	Master Carton
02932	1-1/4"	0.0600	0	50
02933	1-1/2"	0.0665	0	100
02934	2"	0.1010	0	100
02935	3"	0.3360	0	60
02936	4"	0.5775	0	25
03143	6"	1.6340	1	15



## Pipe Increaser/Reducer

H x H  
Style #: A102



Item No.	Diameter	Each Wt.	Inner Qty.	Master Carton
02948	2" x 1-1/2"	0.1180	0	25
02949	3" x 1-1/2"	0.2960	0	25
02950	3" x 2"	0.3140	0	20
02951	4" x 2"	0.5020	0	10
02952	4" x 3"	0.5720	0	20



## Adapter • Female

H x FPT  
Style #: A101



Item No.	Diameter	Each Wt.	Inner Qty.	Master Carton
03006*	1-1/4"	0.0880	0	50
02866	1-1/2"	0.0730	0	100
02867	2"	0.1120	0	100
02869	3"	0.3690	0	30
03396	4"	0.5790	0	10
03147	6"	1.3180	1	10



## Adapter • Trap • Male w/ One-Piece Poly Nut

SP x SJ  
Style #: A103P



Item No.	Diameter	Each Wt.	Inner Qty.	Master Carton
03391	1-1/4"	0.0795	0	50
03393	1-1/2"	0.1507	0	50
03379	1-1/2" x 1-1/4"	0.0940	0	75

\*Not CSA recognized.



### Adapter • Trap • Male w/Plastic Nut & Washers

SP x SJ  
Style #: A103R



Item No.	Diameter	Each Wt.	Inner Qty.	Master Carton
03389	1-1/2" x 1-1/4"	0.0975	0	50
- OR -				
03389	1-1/2"	0.0975	0	50



### Adapter • Trap • Female w/Chrome Nut & Washer

H x SJ  
Style #: A104X



Item No.	Diameter	Each Wt.	Inner Qty.	Master Carton
03376*	1-1/2"	0.1452	0	50
03397	2"	0.1540	0	25
03394*	1-1/2" x 1-1/4"	0.1536	0	50



### Adapter • Trap • Male w/Plastic Nut & Washer

SP x SJ  
Style #: A103W



Item No.	Diameter	Each Wt.	Inner Qty.	Master Carton
03308	1-1/4"	0.0795	0	50
03410	1-1/2"	0.0905	0	50
03390	2"	0.1200	0	25
03409	1-1/2" x 1-1/4"	0.0940	0	75



### Adapter • Cleanout

SP x FPT  
Style #: A105



Item No.	Diameter	Each Wt.	Inner Qty.	Master Carton
02922	1-1/2"	0.0700	0	50
02923	2"	0.1040	0	50
02924	3"	0.3360	0	25
02925	4"	0.5270	0	10
03148	6"	1.1300	1	10



### Adapter • Trap • Male w/Chrome Nut & Washer

SP x SJ  
Style #: A103X



Item No.	Diameter	Each Wt.	Inner Qty.	Master Carton
03309	1-1/4"	0.1400	0	50
03392	1-1/2"	0.1445	0	50
03378	1-1/2" x 1-1/4"	0.1296	0	100



### Adapter • Cleanout w/Cleanout Plug

SP x FPT  
Style #: A105X



Item No.	Diameter	Each Wt.	Inner Qty.	Master Carton
03001	1-1/2"	0.1100	0	50
03002	2"	0.1540	0	50
03003	3"	0.4880	0	25
03004	4"	0.9050	0	10
03005	6"	1.6700	1	10



### Adapter • Trap • Female w/One-Piece Poly Nut

H x SJ  
Style #: A104P



Item No.	Diameter	Each Wt.	Inner Qty.	Master Carton
03381	1-1/4"	0.0795	0	50
03377	1-1/2"	0.0912	0	50
03395	1-1/2" x 1-1/4"	0.0956	0	50



### Plug • Cleanout

MPT  
Style #: A106



Item No.	Diameter	Each Wt.	Inner Qty.	Master Carton
02938	1-1/2"	0.0460	0	50
02939	2"	0.0660	0	50
02941	3"	0.1520	0	25
02943	3-1/2"	0.1900	0	30
02942	4"	0.2400	0	30
03146	6"	0.5400	1	10



### Adapter • Trap • Female w/Plastic Nut & Washer

H x SJ  
Style #: A104W



Item No.	Diameter	Each Wt.	Inner Qty.	Master Carton
03380	1-1/4"	0.0844	0	50
03383	1-1/2"	0.0940	0	50
03382	2"	0.1464	0	25
03384	1-1/2" x 1-1/4"	0.0980	0	50



# ▶ PLASTIC FITTINGS | ABS DWV FITTINGS



## Plug • Slip

SP  
Style #: A106P



Item No.	Diameter	Each Wt.	Inner Qty.	Master Carton
03055	1-1/2"	0.0540	0	25
03056*	2"	0.0600	0	50



## Plug • Cleanout • Flush

MPT  
Style #: A110



Item No.	Diameter	Each Wt.	Inner Qty.	Master Carton
03015	4"	0.3280	0	25



## Bushing • Flush

SP x H  
Style #: A107



Item No.	Diameter	Each Wt.	Inner Qty.	Master Carton
02904	1-1/2" x 1-1/4"	0.0240	0	100
02905	2" x 1-1/4"	0.0900	0	50
02906	2" x 1-1/2"	0.0600	0	50
02907	3" x 1-1/2"	0.2140	0	30
02908	3" x 2"	0.2280	0	30
02910	4" x 2"	0.4500	0	30
02909	4" x 3"	0.3610	0	30



## Adapter • Male

SP x MPT  
Style #: A111



Item No.	Diameter	Each Wt.	Inner Qty.	Master Carton
03010*	1-1/4"	0.0550	0	50
03386	1-1/2"	0.0580	0	50
03385	2"	0.0800	0	25
03366	3"	0.2810	0	25
03387*	1-1/2" x 1-1/4"	0.0650	0	100



## Bushing • Flange w/Tube Stop

SP x H  
Style #: A107S



Item No.	Diameter	Each Wt.	Inner Qty.	Master Carton
03144	6" x 4"	1.4230	1	10



## Adapter • Tray Plug

H x NPSM Threaded  
Style #: A113



Item No.	Diameter	Each Wt.	Inner Qty.	Master Carton
03014	1-1/2"	0.1505	0	50



## Bushing • Flush (Cleanout Adapter)

SP x FPT  
Style #: A108



Item No.	Diameter	Each Wt.	Inner Qty.	Master Carton
02912*	1-1/2" x 1-1/4"	0.0400	0	50
02913	2" x 1-1/2"	0.0840	0	50



## Adapter • Tray Plug Spigot

SP x NPSM Threaded  
Style #: A113S



Item No.	Diameter	Each Wt.	Inner Qty.	Master Carton
03419	1-1/2"	0.1543	0	50



## Adapter • Male

H x MPT  
Style #: A109



Item No.	Diameter	Each Wt.	Inner Qty.	Master Carton
02931	1-1/4"	0.0540	0	50
02927	1-1/2"	0.0620	0	50
02928	2"	0.0940	0	50
02929	3"	0.2800	0	25
02930	4"	0.4540	0	25
02926	1-1/2" x 1-1/4"	0.0710	0	25



## Cap • Threaded

FPT  
Style #: A114



Item No.	Diameter	Each Wt.	Inner Qty.	Master Carton
02993	1-1/2"	0.0610	0	15
02994	2"	0.0790	0	50
02995	3"	0.2830	0	25

\*Not CSA recognized.



### Cap • Socket

H  
Style #: A116



Item No.	Diameter	Each Wt.	Inner Qty.	Master Carton
02977	1-1/2"	0.0640	0	10
02978	2"	0.0950	0	5
02979	3"	0.2050	0	105
02980	4"	0.5270	0	5



### Adapter • Hub • Cast Iron Increaser

CI SP x DWV Hub  
Style #: A123R



Item No.	Diameter	Each Wt.	Inner Qty.	Master Carton
02964	3" x 1-1/2"	0.1450	0	10
02960	4" x 3"	0.7800	0	10



### Adapter • Coupling

S/D H x DWV H  
Style #: A117



Item No.	Diameter	Each Wt.	Inner Qty.	Master Carton
02970*	3"	0.4020	0	10
02963	4"	0.4320	0	20
02962	4" x 3"	0.3280	0	20



### Coupling • Repair

H x H  
Style #: A130



Item No.	Diameter	Each Wt.	Inner Qty.	Master Carton
02965	1-1/2"	0.0640	0	20
02966	2"	0.0880	0	20
02967	3"	0.3200	0	10
02968	4"	0.5090	0	5



### Adapter • Bushing

DWV SP x S/D Hub  
Style #: A118



Item No.	Diameter	Each Wt.	Inner Qty.	Master Carton
02990	3"	0.0860	0	25
02991	4"	0.1450	0	10



### Cap • Test • Styrene

Fits Pipe I.D.  
Style #: A131



Item No.	Diameter	Each Wt.	Inner Qty.	Master Carton
02411	1-1/2"	0.0080	0	100
02412	2"	0.0130	0	100
02413	3"	0.0260	0	50
02414	4"	0.0450	0	50



### Adapter • No Hub

CI No Hub x DWV Hub  
Style #: A119



Item No.	Diameter	Each Wt.	Inner Qty.	Master Carton
02954*	2"	0.1220	0	25
02955	3"	0.3030	0	20
02956	4"	0.4941	0	15



### Nut • Slip Joint • Plastic

NPSM Thread  
Style #: A140



Item No.	Diameter	Each Wt.	Inner Qty.	Master Carton
02743	1-1/4"	0.0280	0	100
02744	1-1/2"	0.0300	0	100
02741	2"	0.0423	0	100



### Adapter • Hub • Cast Iron

CI SP x DWV Hub  
Style #: A123



Item No.	Diameter	Each Wt.	Inner Qty.	Master Carton
02957	2"	0.2270	0	20
02958*	3"	0.5360	0	10
02959	4"	0.8600	0	20



### Washer • Slip Joint

SJ  
Style #: A141



Item No.	Diameter	Each Wt.	Inner Qty.	Master Carton
02747	1-1/2"	0.0020	100	720
02748	1-1/2" x 1-1/4"	0.0080	100	500

\*Not CSA recognized.

# ▶ PLASTIC FITTINGS | ABS DWV FITTINGS



## Elbow • 1/4 Bend

H x H  
Style #: A300



Item No.	Diameter	Each Wt.	Inner Qty.	Master Carton
02875*	1-1/4"	0.1300	0	50
02876	1-1/2"	0.1465	0	100
02877	2"	0.2400	0	50
02878	3"	0.7550	0	25
02879	4"	1.3370	0	10
03130	6"	3.5880	1	5



## Elbow • Long Sweep 1/4 Bend

H x H  
Style #: A304



Item No.	Diameter	Each Wt.	Inner Qty.	Master Carton
02870*	1-1/4"	0.1650	0	50
02871	1-1/2"	0.2105	0	50
02872	2"	0.3175	0	25
02873	3"	0.8890	0	10
02874	4"	1.6050	0	5



## Elbow • 1/4 Bend • Reducing

H x H  
Style #: A300R



Item No.	Diameter	Each Wt.	Inner Qty.	Master Carton
03092	2" x 1-1/2"	0.2360	0	10



## Elbow • Long Sweep 1/4 Bend • w/High Inlet

All Hub  
Style #: A305



Item No.	Diameter	Each Wt.	Inner Qty.	Master Carton
03028*	3" x 3" x 1-1/2"	0.9580	0	10
03027	3" x 3" x 2"	0.9590	0	25



## Elbow • Side Inlet • 1/4 Bend

All Hub  
Style #: A300S



Item No.	Diameter	Each Wt.	Inner Qty.	Master Carton
03069	3" x 3" x 1-1/2"	0.7940	0	10
03070	3" x 3" x 2"	0.7960	0	10



## Elbow • Long Sweep 1/4 Bend • w/Low Inlet

All Hub  
Style #: A307



Item No.	Diameter	Each Wt.	Inner Qty.	Master Carton
03025	3" x 3" x 1-1/2"	0.9610	0	25
03024	3" x 3" x 2"	0.9810	0	25



## Elbow • Street • 1/4 Bend

SP x H  
Style #: A302



Item No.	Diameter	Each Wt.	Inner Qty.	Master Carton
02894*	1-1/4"	0.1240	0	50
02880	1-1/2"	0.1490	0	100
02881	2"	0.2350	0	50
02882	3"	0.7030	0	20
02883	4"	1.2910	0	10
02889*	6"	3.3200	1	5



## Elbow • Long Sweep 1/4 Bend • Street

SP x H  
Style #: A309



Item No.	Diameter	Each Wt.	Inner Qty.	Master Carton
03060	1-1/2"	0.1990	0	50
03061	2"	0.2925	0	25
03063	3"	0.8500	0	20



## Elbow • Street • 1/4 Bend w/Low Heel Inlet

All Hub  
Style #: A303



Item No.	Diameter	Each Wt.	Inner Qty.	Master Carton
03041	3" x 3" x 1-1/2"	0.8050	0	25
03042	3" x 3" x 2"	0.7940	0	25
03043*	4" x 4" x 2"	1.3760	0	15



## Elbow • 1/4 Bend w/Low Inlet • Street

H x SP x H  
Style #: A310



Item No.	Diameter	Each Wt.	Inner Qty.	Master Carton
03026	3" x 3" x 2"	0.8220	0	15

\*Not CSA recognized.



### Elbow • Long Sweep 1/4 Bend • w/Side Inlet

All Hub  
Style #: A311



Item No.	Diameter	Each Wt.	Inner Qty.	Master Carton
03051*	3" x 3" x 1-1/2"	0.9570	0	10
03050	3" x 3" x 2"	0.9640	0	25



### Elbow • 1/8 Bend • Street

SP x H  
Style #: A323



Item No.	Diameter	Each Wt.	Inner Qty.	Master Carton
03016*	1-1/4"	0.1110	0	50
02890	1-1/2"	0.1315	0	100
02891	2"	0.1965	0	50
02892	3"	0.5840	0	20
02893	4"	1.1050	0	10
03133	6"	3.0300	1	3



### Elbow • 1/6 Bend

H x H  
Style #: A319



Item No.	Diameter	Each Wt.	Inner Qty.	Master Carton
02895	1-1/2"	0.1390	0	40
02896	2"	0.2220	0	25
02897	3"	0.6050	0	20
02982	4"	1.0440	0	10



### Elbow • 1/16 Bend

H x H  
Style #: A324



Item No.	Diameter	Each Wt.	Inner Qty.	Master Carton
02899	1-1/2"	0.1000	0	50
02900	2"	0.1610	0	25
02901	3"	0.4515	0	20
02983	4"	0.8300	0	15
02988*	6"	3.8700	1	3



### Elbow • 1/6 Bend • Street

SP x H  
Style #: A320



Item No.	Diameter	Each Wt.	Inner Qty.	Master Carton
03020*	1-1/2"	0.1280	0	40
03021	2"	0.2110	0	25
03022*	3"	0.5700	0	20
03023*	4"	1.1000	0	5



### Elbow • 1/16 Bend • Street

SP x H  
Style #: A326



Item No.	Diameter	Each Wt.	Inner Qty.	Master Carton
02984	1-1/2"	0.0900	0	50
02985	2"	0.1530	0	25
02986	3"	0.4195	0	20
02987	4"	0.7540	0	10



### Elbow • 1/8 Bend

H x H  
Style #: A321



Item No.	Diameter	Each Wt.	Inner Qty.	Master Carton
02884	1-1/4"	0.1100	0	50
02885	1-1/2"	0.1415	0	100
02886	2"	0.2065	0	50
02887	3"	0.6095	0	20
02888	4"	1.1600	0	10
03132*	6"	3.1390	1	3



### Elbow • Double • 1/4 Bend

All Hub  
Style #: A327



Item No.	Diameter	Each Wt.	Inner Qty.	Master Carton
03045	1-1/2"	0.2700	0	20
03046	2"	0.3980	0	25
03047	3"	1.1320	0	10
03049	2" x 1-1/2" x 1-1/2"	0.4600	0	25

# ▶ PLASTIC FITTINGS | ABS DWV FITTINGS



## Elbow • Closet Bend Reducing • Short Radius

SP x H  
Style #: A328



Item No.	Diameter	Each Wt.	Inner Qty.	Master Carton
03105	4" x 3"	1.0230	0	10



## Elbow • Vent

H x FPT  
Style #: A332



Item No.	Diameter	Each Wt.	Inner Qty.	Master Carton
03071	3"	0.6450	0	20



## Elbow • Closet Bend Reducing • Short Radius w/Test Cap

SP x H  
Style #: A328X



Item No.	Diameter	Each Wt.	Inner Qty.	Master Carton
03104	4" x 3"	1.0728	0	10



## Elbow • Vent • Street

SP x H  
Style #: A333



Item No.	Diameter	Each Wt.	Inner Qty.	Master Carton
03088	1-1/2"	0.1300	0	25
03089	2"	0.1950	0	20
03090	3"	0.6920	0	10



## Elbow • Closet Bend Reducing

SP x H  
Style #: A329



Item No.	Diameter	Each Wt.	Inner Qty.	Master Carton
03093	4" x 3"	1.0480	0	10



## Tee • Sanitary

All Hub  
Style #: A400



Item No.	Diameter	Each Wt.	Inner Qty.	Master Carton
02751	1-1/4"	0.1700	0	50
02752	1-1/2"	0.2115	0	100
02753	2"	0.3545	0	35
02754	3"	1.0135	0	30
02755	4"	1.8170	0	5
02756	6"	4.6700	1	6



## Elbow • Closet Bend Reducing • Street Elbow

SP x H  
Style #: A330



Item No.	Diameter	Each Wt.	Inner Qty.	Master Carton
03107	4" x 3"	1.1275	0	10



## Tee • Sanitary • Reducing

All Hub  
Style #: A401



Item No.	Diameter	Each Wt.	Inner Qty.	Master Carton
02759*	1-1/2" x 1-1/4" x 1-1/4"	0.1850	0	20
02762*	1-1/2" x 1-1/4" x 1-1/2"	0.2300	0	20
02757*	1-1/2" x 1-1/2" x 1-1/4"	0.2010	0	20
02761	2" x 1-1/2" x 1-1/2"	0.2835	0	25
02760	2" x 1-1/2" x 2"	0.3370	0	25
02758*	2" x 2" x 1-1/2"	0.2965	0	50
02764	3" x 3" x 1-1/2"	0.6020	0	20
02763	3" x 3" x 2"	0.6880	0	10
02765	4" x 4" x 2"	1.0740	0	10
02766	4" x 4" x 3"	1.4300	0	10
02768*	6" x 6" x 4"	3.0600	1	6



## Elbow • Closet Bend Reducing • Street • Test Cap

SP x H  
Style #: A330X



Item No.	Diameter	Each Wt.	Inner Qty.	Master Carton
03108	4" x 3"	1.1918	0	10



## Elbow • Vent

H x H  
Style #: A331



Item No.	Diameter	Each Wt.	Inner Qty.	Master Carton
03084	1-1/2"	0.1490	0	20
03085	2"	0.0950	0	30
03086	3"	0.5810	0	25
03087	4"	1.0500	0	10

\*Not CSA recognized.





### Tee • Sanitary • Street

SP x H x H  
Style #: A403



Item No.	Diameter	Each Wt.	Inner Qty.	Master Carton
03112	1-1/2"	0.2000	0	20
03113	2"	0.3165	0	25
03114	3"	0.9700	0	30
03120	4"	1.7620	0	10



### Tee • Double • Sanitary

All Hub  
Style #: A428



Item No.	Diameter	Each Wt.	Inner Qty.	Master Carton
02812	1-1/2"	0.3030	0	25
02813	2"	0.4510	0	20
02814	3"	1.2800	0	20
02815	4"	2.1890	0	4



### Tee • Sanitary • Street Reducing

SP x H x H  
Style #: A404



Item No.	Diameter	Each Wt.	Inner Qty.	Master Carton
03115	2" x 1-1/2" x 1-1/2"	0.2750	0	25
03116	2" x 1-1/2" x 2"	0.3420	0	25
03117	2" x 2" x 1-1/2"	0.2850	0	50
03118	3" x 3" x 1-1/2"	0.5750	0	10
03119	3" x 3" x 2"	0.6600	0	20



### Tee • Double • Sanitary Reducing

All Hub  
Style #: A429



Item No.	Diameter	Each Wt.	Inner Qty.	Master Carton
02817	2" x 2" x 1-1/2" x 1-1/2"	0.3640	0	20
02818	3" x 3" x 1-1/2" x 1-1/2"	0.6420	0	20
02819*	3" x 3" x 2" x 1-1/2"	0.7670	0	10
02820	3" x 3" x 2" x 2"	0.7890	0	10
02240	4" x 4" x 2" x 2"	1.7480	0	5
02821*	4" x 4" x 3" x 3"	1.6130	0	5



### Tee • Sanitary w/Left Side Inlet

All Hub  
Style #: A416



Item No.	Diameter	Each Wt.	Inner Qty.	Master Carton
02780	3" x 3" x 2" x 2"	0.9180	0	10
02781	3" x 3" x 3" x 1-1/2"	1.0800	0	10
02782	3" x 3" x 3" x 2"	1.1280	0	10



### Tee • Double • Sanitary Street • Reducing

SP x H x H x H  
Style #: A431



Item No.	Diameter	Each Wt.	Inner Qty.	Master Carton
03310	3" x 3" x 2" x 2"	0.8000	0	10



### Tee • Sanitary w/Right Side Inlet

All Hub  
Style #: A417



Item No.	Diameter	Each Wt.	Inner Qty.	Master Carton
02795	3" x 3" x 3" x 1-1/2"	1.1160	0	10
02796	3" x 3" x 3" x 2"	1.2020	0	10



### Tee • Double • Sanitary w/Side Inlet

All Hub  
Style #: A438



Item No.	Diameter	Each Wt.	Inner Qty.	Master Carton
02772	3" x 3" x 3" x 3" x 2"	1.5800	0	10



### Tee • Sanitary w/Left & Right Inlet

All Hub  
Style #: A418



Item No.	Diameter	Each Wt.	Inner Qty.	Master Carton
02810*	3" x 3" x 3" x 1-1/2" x 1-1/2"	0.3860	0	10
02811	3" x 3" x 3" x 2" x 2"	1.3330	0	5



### Tee • Double • Sanitary w/Right and Left Side Inlet

All Hub  
Style #: A439



Item No.	Diameter	Each Wt.	Inner Qty.	Master Carton
02770	3" x 3" x 3" x 3" x 2" x 2"	1.5500	0	10

# ▶ PLASTIC FITTINGS | ABS DWV FITTINGS



## Tee Vent

All Hub  
Style #: A441



Item No.	Diameter	Each Wt.	Inner Qty.	Master Carton
03403	1-1/2"	0.1990	0	25
03404	2"	0.2770	0	25
03405	3"	0.9180	0	10
03406	4"	1.4000	0	5



## Tee • Cleanout w/Cleanout Plug

H x H x FPT  
Style #: A444X



Item No.	Diameter	Each Wt.	Inner Qty.	Master Carton
02997	1-1/2"	0.2544	0	10
02998	2"	0.3620	0	10
02999	3"	0.8926	0	10
03000	4"	1.5930	0	5



## Tee • Flush Cleanout

H x H x FPT  
Style #: A445



Item No.	Diameter	Each Wt.	Inner Qty.	Master Carton
03413	1-1/2"	0.1990	0	20
03414	2"	0.2500	0	20
03415	3"	0.7410	0	10
03416	4"	1.3700	0	10



## Cleanout • Two Way

All Hub  
Style #: A448



Item No.	Diameter	Each Wt.	Inner Qty.	Master Carton
02237	3"	1.4430	0	10
02238	4"	2.5500	0	5



## Tee • Fixture

H x H x FPT  
Style #: A450



Item No.	Diameter	Each Wt.	Inner Qty.	Master Carton
03012	1-1/2"	0.2050	0	50
03402	2" x 2" x 1-1/2"	0.2400	0	25



## Tee • Double Fixture • Street

SP x H x H  
Style #: A499



Item No.	Diameter	Each Wt.	Inner Qty.	Master Carton
02245	3"	1.7800	0	5



## Tee • Double Fixture

All Hub  
Style #: A500



Item No.	Diameter	Each Wt.	Inner Qty.	Master Carton
02246	2"	0.6200	0	25
02249	3"	1.8300	0	10



## Wye • Double Fixture

All Hub  
Style #: A500



Item No.	Diameter	Each Wt.	Inner Qty.	Master Carton
02247	2" x 1-1/2" x 1-1/2" x 1-1/2"	0.4290	0	20
02248	2" x 1-1/2" x 2" x 2"	0.5800	0	20
02244	2" x 2" x 1-1/2" x 1-1/2"	0.5020	0	20
02250	3" x 2" x 3" x 3"	1.7000	0	10



## Combination Wye & 1/8 Bend-One Piece

All Hub  
Style #: A501



Item No.	Diameter	Each Wt.	Inner Qty.	Master Carton
02853	1-1/2"	0.3610	0	50
02858	2"	0.5280	0	20
02852	3"	1.6360	0	10
02860	4"	3.1200	0	10



### Combination Wye & 1/8 Bend Reducing • One Piece

All Hub  
Style #: A502



Item No.	Diameter	Each Wt.	Inner Qty.	Master Carton
02835	2" x 1-1/2" x 1-1/2"	0.3940	0	5
02836	2" x 1-1/2" x 2"	0.5269	0	5
02865	2" x 2" x 1-1/2"	0.3970	0	20
02837	3" x 3" x 1-1/2"	0.7795	0	15
02857	3" x 3" x 2"	0.9140	0	10
02863	4" x 4" x 2"	1.3270	0	5
02864	4" x 4" x 3"	2.1070	0	5



### Wye • Reducing

All Hub  
Style #: A601



Item No.	Diameter	Each Wt.	Inner Qty.	Master Carton
02831	2" x 1-1/2" x 1-1/2"	0.3140	0	25
02832*	2" x 1-1/2" x 2"	0.4700	0	10
02826	2" x 2" x 1-1/2"	0.3820	0	25
02827	3" x 3" x 1-1/2"	0.7890	0	15
02828	3" x 3" x 2"	0.8725	0	25
02833	4" x 4" x 1-1/2"	1.1967	0	5
02829	4" x 4" x 2"	1.3625	0	10
02830	4" x 4" x 3"	1.7550	0	10
03137	6" x 6" x 4"	3.6320	1	5



### Combination Wye & 1/8 Bend Two Piece

All Hub  
Style #: A503



Item No.	Diameter	Each Wt.	Inner Qty.	Master Carton
02266	6"	8.1940	1	2



### Wye • Street

SP x H x H  
Style #: A602



Item No.	Diameter	Each Wt.	Inner Qty.	Master Carton
03367	1-1/2"	0.2820	0	50
03368	2"	0.4050	0	30
03369	3"	1.2150	0	10
03370	4"	2.1525	0	5



### Combination Wye & 1/8 Bend Reducing • Two Piece

All Hub  
Style #: A504



Item No.	Diameter	Each Wt.	Inner Qty.	Master Carton
02267	6" x 6" x 4"	4.7940	1	4



### Wye • Street • Reducing

SP x H x H  
Style #: A603



Item No.	Diameter	Each Wt.	Inner Qty.	Master Carton
03372	3" x 3" x 1-1/2"	0.7590	0	20
03373	3" x 3" x 2"	0.8405	0	30
03374	4" x 4" x 2"	1.3470	0	10
03375	4" x 4" x 3"	1.7200	0	10



### Double Combination Wye & 1/8 Bend

All Hub  
Style #: A507



Item No.	Diameter	Each Wt.	Inner Qty.	Master Carton
02854	3"	2.6576	0	5



### Wye • Cleanout

H x H x FPT  
Style #: A604



Item No.	Diameter	Each Wt.	Inner Qty.	Master Carton
03019	1-1/2"	0.2850	0	20



### Wye

All Hub  
Style #: A600



Item No.	Diameter	Each Wt.	Inner Qty.	Master Carton
02816	1-1/4"	0.2320	0	50
02822	1-1/2"	0.2920	0	50
02823	2"	0.4080	0	25
02824	3"	1.2800	0	25
02825	4"	2.1955	0	5
03135	6"	5.2810	1	4



### Wye • Cleanout w/Cleanout Plug

H x H x FPT  
Style #: A604X



Item No.	Diameter	Each Wt.	Inner Qty.	Master Carton
02809	1-1/2"	0.3437	0	20

# ▶ PLASTIC FITTINGS | ABS DWV FITTINGS



## Wye • Double

All Hub  
Style #: A611



Item No.	Diameter	Each Wt.	Inner Qty.	Master Carton
02838	1-1/2"	0.3480	0	40
02839	2"	0.5540	0	20
02840	3"	1.7480	0	10
02841	4"	2.8920	0	5



## Adapter • Tail Piece w/Plastic Nut

SP x SJ  
Style #: A704P



Item No.	Diameter	Each Wt.	Inner Qty.	Master Carton
02975	1-1/2" x 1-1/2"	0.1000	0	25
- OR -				
02975	1-1/2" x 1-1/4"	0.1000	0	25

(Furnished with both sizes SJ washers)



## Wye • Double • Reducing

All Hub  
Style #: A612



Item No.	Diameter	Each Wt.	Inner Qty.	Master Carton
02847	2" x 2" x 1-1/2" x 1-1/2"	0.4690	0	10
02843	3" x 3" x 1-1/2" x 1-1/2"	0.8940	0	10
02844	3" x 3" x 2" x 2"	1.0170	0	10
02845	4" x 4" x 2" x 2"	1.4620	0	5
02846	4" x 4" x 3" x 3"	2.4180	0	5
03142	6" x 6" x 4" x 4"	4.0800	1	3



## P-Trap • w/ Solvent Weld Joint

H x H  
Style #: A706X



Item No.	Diameter	Each Wt.	Inner Qty.	Master Carton
02214	1-1/2"	0.3870	0	25
02222	2"	0.6550	0	20
02230	3"	1.9700	0	10
02231	4"	3.5970	0	4



## Return Bend

H x H  
Style #: A700



Item No.	Diameter	Each Wt.	Inner Qty.	Master Carton
03466	1-1/2"	0.2440	0	20
03467	2"	0.4430	0	35
03468	3"	1.3040	0	10
03469	4"	2.3060	0	5



## P-Trap • w/Solvent Weld Joint & Cleanout

H x H  
Style #: A707X



Item No.	Diameter	Each Wt.	Inner Qty.	Master Carton
02223	1-1/2"	0.3960	0	10
02224	2"	0.6510	0	10



## Return Bend w/Cleanout

H x H  
Style #: A701



Item No.	Diameter	Each Wt.	Inner Qty.	Master Carton
03471	1-1/2"	0.2630	0	20
03472	2"	0.4940	0	10



## P-Trap • w/Union

H x H  
Style #: A708P



Item No.	Diameter	Each Wt.	Inner Qty.	Master Carton
02212*	1-1/4"	0.5195	0	50
02215	1-1/2"	0.4160	0	25
02216	2"	0.6910	0	20



## P-Trap • Low Profile w/ Solvent Weld Joint

H x H  
Style #: A710



Item No.	Diameter	Each Wt.	Inner Qty.	Master Carton
02225	2"	0.6420	0	10

\*Not CSA recognized.



### LA-Trap • w/Union & One-Piece Poly Nut

SJ x H  
Style #: A711M



Item No.	Diameter	Each Wt.	Inner Qty.	Master Carton
02219	1-1/4" x 1-1/2"	0.5140	0	25
02221	1-1/2"	0.5140	0	25



### LA P-Trap • w/Union & 1-1/2 & 1-1/4 SJ Washer Plastic Nut

SJ x H  
Style #: A711P



Item No.	Diameter	Each Wt.	Inner Qty.	Master Carton
02220	1-1/4" x 1-1/2"	0.5140	0	25



### Drum Trap • w/Cleanout

H x H  
Style #: A720X



Item No.	Diameter	Each Wt.	Inner Qty.	Master Carton
03100	3" x 6" x 1-1/2"	1.2000	1	15



### Closet Flange

H  
Style #: A800



Item No.	Diameter	Each Wt.	Inner Qty.	Master Carton
02902	4"	0.4730	0	25



### Closet Flange • w/Stop

H  
Style #: A800S



Item No.	Diameter	Each Wt.	Inner Qty.	Master Carton
02903	4" x 3"	0.5680	0	25



### Closet Flange • Knockout

H  
Style #: A800KO



Item No.	Diameter	Each Wt.	Inner Qty.	Master Carton
02253	4"	0.5420	0	25
02254	4" x 3"	0.5500	0	25



### Closet Flange • Spigot Reducing

SP  
Style #: A801



Item No.	Diameter	Each Wt.	Inner Qty.	Master Carton
02919	4" x 3"	0.5320	0	25



### Closet Flange • w/Gusset

H  
Style #: A802



Item No.	Diameter	Each Wt.	Inner Qty.	Master Carton
02262	4"	0.5120	0	25



### Closet Flange • Female

FPT  
Style #: A807



Item No.	Diameter	Each Wt.	Inner Qty.	Master Carton
02270	4" x 3"	0.4700	0	25



### Closet Flange • Male

MPT  
Style #: A808



Item No.	Diameter	Each Wt.	Inner Qty.	Master Carton
02260	4" x 3"	0.5040	0	25



# ▶ PLASTIC FITTINGS | ABS DWV FITTINGS



## Closet Flange • Adjustable w/Plastic Ring

H  
Style #: A810



Item No.	Diameter	Each Wt.	Inner Qty.	Master Carton
02256	4"	0.4900	0	25



## Closet Flange • Spigot Adjustable • w/ Plastic Ring

SP x H  
Style #: A812P



Item No.	Diameter	Each Wt.	Inner Qty.	Master Carton
02252	4" x 3"	0.5596	0	25
02264	4"	0.5592	0	25



## Closet Flange • w/Pipe Stop Adjustable • w/ Plastic Ring

H  
Style #: A810S



Item No.	Diameter	Each Wt.	Inner Qty.	Master Carton
02251	4" x 3"	0.6019	0	25



## Flush Closet Flange

SP x H  
Style #: A815



Item No.	Diameter	Each Wt.	Inner Qty.	Master Carton
02255	4"	0.4800	0	25



## Closet Flange • Adjustable w/ Metal Ring • Epoxy Coated

H  
Style #: A811



Item No.	Diameter	Each Wt.	Inner Qty.	Master Carton
02226	4"	0.5960	0	25
02227	4" x 3"	0.7080	0	25



## Offset Closet Flange Adjustable • w/ Metal Ring Epoxy Coated

H  
Style #: A820



Item No.	Diameter	Each Wt.	Inner Qty.	Master Carton
02920	4" x 3"	0.8930	0	15



## Closet Flange • Spigot Adjustable • w/ Metal Ring Epoxy Coated

SP  
Style #: A812



Item No.	Diameter	Each Wt.	Inner Qty.	Master Carton
02229	4"	0.7040	0	25
02228	4" x 3"	0.6740	0	25



## Swivel Tray Plug Adapter w/Washer

SP x NPSM Threaded



Item No.	Diameter	Each Wt.	Inner Qty.	Master Carton
03418	1-1/2"	0.0750	0	10



### Swivel Tray Plug Adapter Extended Spigot • w/Washer

SP x NPSM Threaded

Style #: A900X



Item No.	Diameter	Each Wt.	Inner Qty.	Master Carton
03013	1-1/2"	0.0990	0	50
03420	1-1/4" x 1-1/2"	0.0870	0	50



### Swivel Tray Plug Adapter w/Washer

SP x NPSM Threaded

Style #: A910



Item No.	Diameter	Each Wt.	Inner Qty.	Master Carton
03421	1-1/2"	0.0850	0	50
03417	1-1/4" x 1-1/2"	0.0770	0	50



### Nut • One-Piece Poly

SJ x NPSM Threaded

Style #: P142



Item No.	Diameter	Each Wt.	Inner Qty.	Master Carton
01036	1-1/4"	0.0214	0	150
01038	1-1/2"	0.0252	0	125

# PVC DWV FITTINGS



Streamline® PVC DWV Fittings are manufactured to exact specifications to ensure the best fit in the industry. Each fitting delivers excellent rigidity and smooth interior walls to improve flow, inhibit scaling and provide superior resistance to chemicals and corrosion. Our stringent quality control protocols guarantee that our fittings fit and perform flawlessly, piece after piece. All fittings are packaged in standard industry carton quantities and dimensions, and utilize an intuitive, easily interpreted style numbering system.



- For use in non-pressurized drain, waste and vent sanitary systems
- Smooth, consistent interior walls provide for full flow and increased resistance to corrosion and scaling
- Superior resistance to chemicals and corrosion
- Uniform interior and exterior
- Made to applicable ASTM D2665, F1498, D331, D1784
- Meets NSF 14



## Coupling

H x H  
Style #: P100



Item No.	Diameter	Each Wt.	Inner Qty.	Master Carton
05932	1-1/4"	0.0810	0	100
05933	1-1/2"	0.0830	0	100
05934	2"	0.1130	0	100
05935	3"	0.4480	0	60
05936	4"	0.7970	0	25
06143	6"	2.1000	1	15
06145	8"	4.3350	1	6



## Pipe Increaser/Reducer

H x H  
Style #: P102



Item No.	Diameter	Each Wt.	Inner Qty.	Master Carton
05948	2" x 1-1/2"	0.1500	0	25
05949	3" x 1-1/2"	0.4130	0	25
05950	3" x 2"	0.3710	0	20
05951	4" x 2"	0.6790	0	10
05952	4" x 3"	0.7780	0	20
05981	6" x 4"	1.8920	1	5



## Adapter • Female

FPT x H  
Style #: P101



Item No.	Diameter	Each Wt.	Inner Qty.	Master Carton
05868	1-1/4"	0.0980	0	100
05866	1-1/2"	0.1020	0	100
05867	2"	0.1520	0	100
05869	3"	0.5000	0	30
06396	4"	0.7798	0	10
06147	6"	1.7780	1	10



## Adapter • Trap Male w/One-Piece Poly Nut

SP x SJ  
Style #: P103P



Item No.	Diameter	Each Wt.	Inner Qty.	Master Carton
06309	1-1/4"	0.0994	0	50
06393	1-1/2"	0.1040	0	50
06379	1-1/2" x 1-1/4"	0.1084	0	75



### Adapter • Trap • Male w/Plastic Nut & 1-1/2 & 1-1/4 Washers

SP x SJ  
Style #: P103R



Item No.	Diameter	Each Wt.	Inner Qty.	Master Carton
06389	1-1/2" x 1-1/4"	0.1200	0	50



### Adapter • Trap • Male w/Plastic Nut & Washer

SP x SJ  
Style #: P103W



Item No.	Diameter	Each Wt.	Inner Qty.	Master Carton
06308	1-1/4"	0.1050	0	50
06410	1-1/2"	0.1130	0	50
06409	1-1/2" x 1-1/4"	0.1140	0	75
06390	2"	0.1680	0	25



### Adapter • Trap • Male w/Chrome Nut & Washer

SP x SJ  
Style #: P103X



Item No.	Diameter	Each Wt.	Inner Qty.	Master Carton
06392	1-1/2"	0.1580	0	50
06378	1-1/2" x 1-1/4"	0.1440	0	100



### Adapter • Trap • Female w/One-Piece Poly Nut

H x SJ  
Style #: P104P



Item No.	Diameter	Each Wt.	Inner Qty.	Master Carton
06381	1-1/4"	0.1300	0	50
06377	1-1/2"	0.1110	0	50
06395	1-1/2" x 1-1/4"	0.1134	0	50



### Adapter • Trap • Female w/Plastic Nut & Washer

H x SJ  
Style #: P104W



Item No.	Diameter	Each Wt.	Inner Qty.	Master Carton
06380	1-1/4"	0.1300	0	50
06383	1-1/2"	0.1290	0	50
06384	1-1/2" x 1-1/4"	0.1190	0	50
06382	2"	0.1850	0	25



### Adapter • Trap • Female w/Chrome Nut & Washer

H x SJ  
Style #: P104X



Item No.	Diameter	Each Wt.	Inner Qty.	Master Carton
06376	1-1/2"	0.1650	0	50
06397	2"	0.2420	0	25
06394	1-1/2" x 1-1/4"	0.1490	0	50



### Adapter • Cleanout

SP x FPT  
Style #: P105



Item No.	Diameter	Each Wt.	Inner Qty.	Master Carton
05918	1-1/4"	0.1400	0	50
05922	1-1/2"	0.0860	0	50
05923	2"	0.1380	0	50
05924	3"	0.4460	0	25
05925	4"	0.6950	0	10
06148	6"	1.7570	1	10



### Adapter • Cleanout w/Cleanout Plug

SP x FPT  
Style #: P105X



Item No.	Diameter	Each Wt.	Inner Qty.	Master Carton
06007	1-1/4"	0.1510	0	50
06001	1-1/2"	0.1520	0	50
06002	2"	0.2060	0	50
06003	3"	0.6640	0	25
06004	4"	1.0730	0	10
06005	6"	2.5950	1	10



### Plug • Cleanout

MPT  
Style #: P106



Item No.	Diameter	Each Wt.	Inner Qty.	Master Carton
05937	1-1/4"	0.0650	0	100
05938	1-1/2"	0.0600	0	50
05939	2"	0.0870	0	50
05941	3"	0.2180	0	25
05942	4"	0.3780	0	30
06146	6"	0.7300	1	10

# ▶ PLASTIC FITTINGS | PVC DWV FITTINGS



## Plug • Slip

SP  
Style #: P106P



Item No.	Diameter	Each Wt.	Inner Qty.	Master Carton
06055	1-1/2"	0.0350	0	25
06056	2"	0.0780	0	50



## Plug • Flush Cleanout

MPT  
Style #: P110



Item No.	Diameter	Each Wt.	Inner Qty.	Master Carton
06015	4"	0.3625	0	25
06017	2"	0.0850	0	25
06018	3"	0.2450	0	50



## Bushing • Flush

SP x H  
Style #: P107



Item No.	Diameter	Each Wt.	Inner Qty.	Master Carton
05904	1-1/2" x 1-1/4"	0.0330	0	100
05905	2" x 1-1/4"	0.1540	0	50
05906	2" x 1-1/2"	0.0820	0	50
05907	3" x 1-1/2"	0.2890	0	30
05908	3" x 2"	0.2950	0	30
05910	4" x 2"	0.5390	0	30
05909	4" x 3"	0.4440	0	30



## Adapter • Male

SP x MPT  
Style #: P111



Item No.	Diameter	Each Wt.	Inner Qty.	Master Carton
06010	1-1/4"	0.0720	0	50
06386	1-1/2"	0.0770	0	50
06385	2"	0.1530	0	25
06366	3"	0.3725	0	25
06387	1-1/2" x 1-1/4"	0.0990	0	100



## Bushing • Flange w/Tube Stop

SP x H  
Style #: P107S



Item No.	Diameter	Each Wt.	Inner Qty.	Master Carton
06144	6" x 4"	1.9160	1	10
06149	8" x 6"	4.2690	1	1



## Adapter • Tray Plug

H x NPSM Thread  
Style #: P113



Item No.	Diameter	Each Wt.	Inner Qty.	Master Carton
06014	1-1/2"	0.2010	0	50



## Bushing • Flange w/Tube Stop

SP x FPT  
Style #: P108



Item No.	Diameter	Each Wt.	Inner Qty.	Master Carton
05913	2" x 1-1/2"	0.1176	0	50



## Adapter • Tray Plug • Spigot

SP x NPSM Thread  
Style #: P113S



Item No.	Diameter	Each Wt.	Inner Qty.	Master Carton
06419	1-1/2"	0.1830	0	50



## Adapter • Male

H x MPT  
Style #: P109



Item No.	Diameter	Each Wt.	Inner Qty.	Master Carton
05931	1-1/4"	0.0840	0	50
05927	1-1/2"	0.0850	0	50
05928	2"	0.1180	0	50
05929	3"	0.3780	0	25
05930	4"	0.6070	0	25
05926	1-1/2" x 1-1/4"	0.0930	0	25



## Cap • Threaded

FPT  
Style #: P114



Item No.	Diameter	Each Wt.	Inner Qty.	Master Carton
05993	1-1/2"	0.0840	0	100
05994	2"	0.1220	0	50





### Cap • Socket

H  
Style #: P116



Item No.	Diameter	Each Wt.	Inner Qty.	Master Carton
05977	1-1/2"	0.0840	0	10
05978	2"	0.1260	0	5
05979	3"	0.4460	0	10
05980	4"	0.6860	0	5
06057	6"	1.7550	1	5
06058	8"	4.3114	1	3



### Coupling • Adapter

S/D H x DWV H  
Style #: P117



Item No.	Diameter	Each Wt.	Inner Qty.	Master Carton
05970	3"	0.5970	0	10
05963	4"	0.8480	0	10
05962	4" x 3"	0.4420	0	20



### Coupling • Adapter

S/D SP x DWV H  
Style #: P117X



Item No.	Diameter	Each Wt.	Inner Qty.	Master Carton
05992	4" x 3"	0.4800	0	20



### Bushing • Adapter (DWV Spigot x S/D Hub)

DWV SP x SD H  
Style #: P118



Item No.	Diameter	Each Wt.	Inner Qty.	Master Carton
05990	3"	0.1140	0	25
05991	4"	0.1920	0	10



### Adapter • No Hub

CI No H x DWV H  
Style #: P119



Item No.	Diameter	Each Wt.	Inner Qty.	Master Carton
05802	1 1/2"	0.1320	0	25
05954	2"	0.1650	0	25
05955	3"	0.4100	0	20
05956	4"	0.7070	0	15
05953	4" x 3"	0.4400	0	10



### Adapter • Schedule 40 to Schedule 30

H x H  
Style #: P120



Item No.	Diameter	Each Wt.	Inner Qty.	Master Carton
05996	3"	0.4790	0	20



### Adapter • Spigot Cast Iron

CI H x DWV H  
Style #: P122



Item No.	Diameter	Each Wt.	Inner Qty.	Master Carton
05944	2"	0.3080	0	10
05946	4"	1.1260	0	15



### Adapter • Hub • Cast Iron

CI SP x DWV H  
Style #: P123



Item No.	Diameter	Each Wt.	Inner Qty.	Master Carton
05957	2"	0.3110	0	20
05958	3"	0.7410	0	20
05959	4"	1.1320	0	20



### Adapter • Hub Cast Iron • Increaser

CI SP x DWV H  
Style #: A123R



Item No.	Diameter	Each Wt.	Inner Qty.	Master Carton
05961	2" x 1-1/2"	0.2790	0	10
05964	3" x 1-1/2"	0.4560	0	10
06398	3" x 2"	0.5160	0	20
05960	4" x 3"	1.0390	0	10



### Coupling • Repair

H x H  
Style #: P130



Item No.	Diameter	Each Wt.	Inner Qty.	Master Carton
05965	1-1/2"	0.0880	0	25
05966	2"	0.1100	0	25
05967	3"	0.4320	0	10
05968	4"	0.6970	0	5
05969	6"	2.2200	0	5

# ▶ PLASTIC FITTINGS | PVC DWV FITTINGS



## Nut • Slip Joint • Plastic

NPSM Thread  
Style #: P140



Item No.	Diameter	Each Wt.	Inner Qty.	Master Carton
05743	1-1/4"	0.0370	0	100
05744	1-1/2"	0.0410	0	100
05741	2"	0.0570	0	100



## Nut • One-Piece Poly

NPSM Thread  
Style #: P142



Item No.	Diameter	Each Wt.	Inner Qty.	Master Carton
01036	1-1/4"	0.0214	0	100
01038	1-1/2"	0.0252	0	100



## Elbow • 1/4 Bend

H x H  
Style #: P300



Item No.	Diameter	Each Wt.	Inner Qty.	Master Carton
05875	1-1/4"	0.1680	0	100
05876	1-1/2"	0.2200	0	100
05877	2"	0.3300	0	50
05878	3"	0.9730	0	25
05879	4"	1.8430	0	10
06130	6"	5.0000	1	5
06131	8"	4.8300	1	1



## Elbow • 1/4 Bend • Reducing

H x H  
Style #: P300R



Item No.	Diameter	Each Wt.	Inner Qty.	Master Carton
06092	2" x 1-1/2"	0.3050	0	10



## Elbow • 1/4 Bend w/Side Inlet

All Hub  
Style #: P300S



Item No.	Diameter	Each Wt.	Inner Qty.	Master Carton
06069	3" x 3" x 1-1/2"	1.0900	0	10
06070	3" x 3" x 2"	1.0880	0	10



## Elbow • 1/4 Bend • Street

SP x H  
Style #: P302



Item No.	Diameter	Each Wt.	Inner Qty.	Master Carton
05894	1-1/4"	0.1680	0	35
05880	1-1/2"	0.2000	0	100
05881	2"	0.3120	0	50
05882	3"	0.9530	0	20
05883	4"	1.6810	0	10
05889	6"	4.6480	1	5



## Elbow • 1/4 Bend w/Low Heel Inlet

All Hub  
Style #: P303



Item No.	Diameter	Each Wt.	Inner Qty.	Master Carton
06041	3" x 3" x 1-1/2"	1.0940	0	25
06042	3" x 3" x 2"	1.0700	0	25
06043	4" x 4" x 2"	1.8500	0	15



## Elbow • Long Sweep 1/4 Bend

All Hub  
Style #: P304



Item No.	Diameter	Each Wt.	Inner Qty.	Master Carton
05871	1-1/2"	0.2800	0	50
05872	2"	0.4380	0	25
05873	3"	1.1550	0	10
05874	4"	2.1920	0	5



## Elbow • Long Sweep 1/4 Bend • Street

H x H  
Style #: P309



Item No.	Diameter	Each Wt.	Inner Qty.	Master Carton
06060	1-1/2"	0.1960	0	50
06061	2"	0.3360	0	25
06063	3"	1.1980	0	20
06064	4"	1.7080	0	5



## Elbow • Long Sweep 1/4 Bend w/High Heel Inlet

All Hub  
Style #: P305



Item No.	Diameter	Each Wt.	Inner Qty.	Master Carton
06028	3" x 3" x 1-1/2"	1.2750	0	10
06027	3" x 3" x 2"	1.2890	0	25



### Elbow • 1/4 Bend • Street w/Low Heel Inlet

All Hub  
Style #: P310



Item No.	Diameter	Each Wt.	Inner Qty.	Master Carton
06026	3" x 3" x 2"	1.0980	0	15



### Elbow • Long Sweep 1/4 Bend • w/Side Inlet

All Hub  
Style #: P311



Item No.	Diameter	Each Wt.	Inner Qty.	Master Carton
06050	3" x 3" x 2"	1.2840	0	25



### Elbow • Long Sweep 1/4 Bend • w/Low Heel Inlet

All Hub  
Style #: P307



Item No.	Diameter	Each Wt.	Inner Qty.	Master Carton
06025	3" x 3" x 1-1/2"	1.2940	0	10
06024	3" x 3" x 2"	1.3310	0	25



### Elbow • 1/6 Bend

H x H  
Style #: P319



Item No.	Diameter	Each Wt.	Inner Qty.	Master Carton
05895	1-1/2"	0.1850	0	40
05896	2"	0.2920	0	25
05897	3"	0.8570	0	20
05982	4"	1.4480	0	10



### Elbow • 1/6 Bend • Street

SP x H  
Style #: P320



Item No.	Diameter	Each Wt.	Inner Qty.	Master Carton
06020	1-1/2"	0.1680	0	40
06021	2"	0.2660	0	25
06022	3"	0.7980	0	20
06023	4"	1.5400	0	10



### Elbow • 1/8 Bend

H x H  
Style #: P321



Item No.	Diameter	Each Wt.	Inner Qty.	Master Carton
05884	1-1/4"	0.1460	0	50
05885	1-1/2"	0.1840	0	100
05886	2"	0.3020	0	50
05887	3"	0.8190	0	20
05888	4"	1.4840	0	10
06132	6"	3.1960	1	3
06134	8"	7.5200	1	1



### Elbow • 1/8 Bend • Street

SP x H  
Style #: P323



Item No.	Diameter	Each Wt.	Inner Qty.	Master Carton
06016	1-1/4"	0.1400	0	40
05890	1-1/2"	0.1860	0	100
05891	2"	0.2810	0	50
05892	3"	0.7750	0	20
05893	4"	1.3870	0	10
06133	6"	4.0280	1	3
06136	8"	8.4000	1	1



### Elbow • 1/16 Bend

H x H  
Style #: P324



Item No.	Diameter	Each Wt.	Inner Qty.	Master Carton
05899	1-1/2"	0.1390	0	50
05900	2"	0.2170	0	25
05901	3"	0.6070	0	20
05983	4"	1.0950	0	15
05988	6"	3.0750	1	3



### Elbow • 1/16 Bend • Street

SP x H  
Style #: P326



Item No.	Diameter	Each Wt.	Inner Qty.	Master Carton
05984	1-1/2"	0.1230	0	50
05985	2"	0.2050	0	25
05986	3"	0.5620	0	20
05987	4"	1.0300	0	10
06011	6"	3.0850	0	4

# PLASTIC FITTINGS | PVC DWV FITTINGS



## Elbow • Double • 1/4 Bend

All Hub  
Style #: P327



Item No.	Diameter	Each Wt.	Inner Qty.	Master Carton
06045	1-1/2"	0.3590	0	20
06046	2"	0.5270	0	25
06047	3"	1.5200	0	10
06048	4"	2.6500	0	6
06049	2" x 1-1/2" x 1-1/2"	0.5160	0	25



## Elbow • Vent • Street

SP x H  
Style #: P333



Item No.	Diameter	Each Wt.	Inner Qty.	Master Carton
06088	1-1/2"	0.1770	0	25
06089	2"	0.2730	0	20
06090	3"	0.9160	0	10



## Elbow • Closet Bend Reducing

H x H  
Style #: P329



Item No.	Diameter	Each Wt.	Inner Qty.	Master Carton
06093	4" x 3"	1.4120	0	10



## Tee • Sanitary

All Hub  
Style #: P400



Item No.	Diameter	Each Wt.	Inner Qty.	Master Carton
05751	1-1/4"	0.2380	0	25
05752	1-1/2"	0.2970	0	100
05753	2"	0.4980	0	35
05754	3"	1.3370	0	30
05755	4"	2.4490	0	5
05756	6"	6.1000	1	6
05775	8"	11.7000	1	2



## Elbow • Closet Bend Reducing • Street

H x H  
Style #: P330



Item No.	Diameter	Each Wt.	Inner Qty.	Master Carton
06107	4" x 3"	1.4870	0	10



## Tee • Sanitary • Reducing

All Hub  
Style #: P401



Item No.	Diameter	Each Wt.	Inner Qty.	Master Carton
05757	1-1/2" x 1-1/2" x 1-1/4"	0.2660	0	20
05761	2" x 1-1/2" x 1-1/2"	0.3890	0	25
05760	2" x 1-1/2" x 2"	0.4650	0	25
05758	2" x 2" x 1-1/2"	0.4090	0	50
05764	3" x 3" x 1-1/2"	0.8190	0	20
05763	3" x 3" x 2"	0.9260	0	10
05767	4" x 4" x 1-1/2"	1.5730	0	5
05765	4" x 4" x 2"	1.4500	0	10
05766	4" x 4" x 3"	1.9470	0	10
05768	6" x 6" x 4"	4.2840	1	6



## Elbow • Closet Bend Reducing Street • w/Test Cap

SP x H  
Style #: P330X



Item No.	Diameter	Each Wt.	Inner Qty.	Master Carton
06108	4" x 3"	1.6000	0	10



## Elbow • Vent

H x H  
Style #: P331



Item No.	Diameter	Each Wt.	Inner Qty.	Master Carton
06084	1-1/2"	0.2010	0	20
06085	2"	0.2900	0	30
06086	3"	0.7910	0	25



## Tee • Sanitary • Street

SP x H x H  
Style #: P403



Item No.	Diameter	Each Wt.	Inner Qty.	Master Carton
06112	1-1/2"	0.2860	0	20
06113	2"	0.4630	0	25
06114	3"	1.2850	0	30
06120	4"	2.3430	0	10



### Tee • Sanitary • Street Reducing

SP x H x H  
Style #: P404



Item No.	Diameter	Each Wt.	Inner Qty.	Master Carton
06115	2" x 1-1/2" x 1-1/2"	0.3750	0	25
06116	2" x 1-1/2" x 2"	0.4550	0	25
06117	2" x 2" x 1-1/2"	0.3890	0	50
06118	3" x 3" x 1-1/2"	0.7670	0	10
06119	3" x 3" x 2"	0.8830	0	20
06121	4" x 4" x 2"	2.4080	0	5



### Tee • Sanitary • Double

All Hub  
Style #: P428



Item No.	Diameter	Each Wt.	Inner Qty.	Master Carton
05812	1-1/2"	0.4060	0	25
05813	2"	0.5960	0	20
05814	3"	1.7110	0	20
05815	4"	3.0570	0	4



### Tee • Sanitary w/Left Side Inlet

All Hub  
Style #: P416



Item No.	Diameter	Each Wt.	Inner Qty.	Master Carton
05781	3" x 3" x 3" x 1-1/2"	1.4600	0	10
05782	3" x 3" x 3" x 2"	1.5870	0	10
05784	4" x 4" x 4" x 2"	2.6100	0	5



### Tee • Sanitary • Double Reducing

All Hub  
Style #: P429



Item No.	Diameter	Each Wt.	Inner Qty.	Master Carton
05817	2" x 2" x 1-1/2" x 1-1/2"	0.4820	0	20
05818	3" x 3" x 1-1/2" x 1-1/2"	0.8570	0	20
05820	3" x 3" x 2" x 2"	1.0810	0	10
05240	4" x 4" x 2" x 2"	1.4850	0	5
05821	4" x 4" x 3" x 3"	2.2650	0	5



### Tee • Sanitary w/Right Side Inlet

All Hub  
Style #: P417



Item No.	Diameter	Each Wt.	Inner Qty.	Master Carton
05795	3" x 3" x 3" x 1-1/2"	1.4600	0	10
05796	3" x 3" x 3" x 2"	1.6040	0	10
05797	4" x 4" x 4" x 2"	2.5400	0	5



### Tee • Sanitary • Double Street • Reducing

SP x H x H x H  
Style #: P431



Item No.	Diameter	Each Wt.	Inner Qty.	Master Carton
06310	3" x 3" x 2" x 2"	0.7440	0	10



### Tee • Sanitary • Double w/Right & Left Side Inlet

All Hub  
Style #: P418



Item No.	Diameter	Each Wt.	Inner Qty.	Master Carton
05810	3" x 3" x 3" x 1-1/2" x 1-1/2"	1.6100	0	10
05811	3" x 3" x 3" x 2" x 2"	1.7960	0	5
05805	4" x 4" x 4" x 1-1/2" x 1-1/2"	2.9429	0	5
05808	4" x 4" x 4" x 2" x 2"	2.7800	0	5



### Tee • Sanitary • Double w/Side Inlet

All Hub  
Style #: P438



Item No.	Diameter	Each Wt.	Inner Qty.	Master Carton
05772	3" x 3" x 3" x 3" x 2"	2.0860	0	10



### Tee • Sanitary • Double w/Right & Left Side Inlet

All Hub  
Style #: P439



Item No.	Diameter	Each Wt.	Inner Qty.	Master Carton
05770	3" x 3" x 3" x 3" x 2" x 2"	2.2210	0	10



# PLASTIC FITTINGS | PVC DWV FITTINGS



## Tee • Vent

All Hub  
Style #: P441



Item No.	Diameter	Each Wt.	Inner Qty.	Master Carton
06403	1-1/2"	0.2700	0	25
06404	2"	0.3740	0	25
06405	3"	1.2330	0	10
06406	4"	1.9010	0	5



## Tee • Two Way • Cleanout

All Hub  
Style #: P448



Item No.	Diameter	Each Wt.	Inner Qty.	Master Carton
05237	3"	1.9610	0	10
05238	4"	3.4290	0	5



## Tee • Cleanout w/Cleanout Plug

H x H FPT  
Style #: P444X



Item No.	Diameter	Each Wt.	Inner Qty.	Master Carton
05997	1-1/2"	0.4020	0	10
05998	2"	0.4870	0	10
05999	3"	1.2160	0	10
06000	4"	2.2190	0	5



## Tee • Double Fixture

All Hub  
Style #: P500



Item No.	Diameter	Each Wt.	Inner Qty.	Master Carton
05246	2"	0.8260	0	25
05249	3"	2.6300	0	10
05247	2" x 1-1/2" x 1-1/2" x 1-1/2"	0.5640	0	20
05244	2" x 2" x 1-1/2" x 1-1/2"	0.6420	0	20
05250	3" x 2" x 3" x 3"	3.0000	0	5



## Tee • Flush Cleanout

H x H x FPT  
Style #: P445



Item No.	Diameter	Each Wt.	Inner Qty.	Master Carton
06413	1-1/2"	0.2800	0	20
06414	2"	0.3360	0	20
06415	3"	1.0130	0	10
06416	4"	1.8640	0	10



## Wye • Combination 1/8 Bend • One Piece

All Hub  
Style #: P501



Item No.	Diameter	Each Wt.	Inner Qty.	Master Carton
05853	1-1/2"	0.5000	0	50
05858	2"	0.7040	0	20
05852	3"	2.2010	0	10
05860	4"	4.1720	0	10



## Tee • Flush Cleanout w/Flush Cleanout Plug

H x H x FPT  
Style #: P445X



Item No.	Diameter	Each Wt.	Inner Qty.	Master Carton
05198	2"	0.4600	0	10
05199	3"	1.3200	0	10
05200	4"	2.5240	0	5



## Wye • Combination • 1/8 Bend Reducing • One Piece

All Hub  
Style #: P502



Item No.	Diameter	Each Wt.	Inner Qty.	Master Carton
05835	2" x 1-1/2" x 1-1/2"	0.2420	0	5
05836	2" x 1-1/2" x 2"	0.7280	0	5
05865	2" x 2" x 1-1/2"	0.5360	0	20
05837	3" x 3" x 1-1/2"	1.0400	0	15
05857	3" x 3" x 2"	1.2420	0	10
05863	4" x 4" x 2"	1.7990	0	5
05864	4" x 4" x 3"	2.8290	0	5



## Tee • Horizontal Twin

All Hub  
Style #: P447



Item No.	Diameter	Each Wt.	Inner Qty.	Master Carton
05235	3" x 3" x 1-1/2" x 1-1/2"	0.8970	0	5



### Wye • Combination 1/8 Bend • Two Piece

All Hub  
Style #: P503



Item No.	Diameter	Each Wt.	Inner Qty.	Master Carton
05266	6"	11.3170	1	2



### Wye • Combination • 1/8 Bend Reducing • Two Piece

All Hub  
Style #: P504



Item No.	Diameter	Each Wt.	Inner Qty.	Master Carton
05267	6" x 6" x 4"	6.5870	1	5
05271	6" x 6" x 3"	6.5470	0	5



### Wye • Combination • 1/8 Bend Double • Assembly

All Hub  
Style #: P507



Item No.	Diameter	Each Wt.	Inner Qty.	Master Carton
06032	3"	2.7990	0	10
06033	4"	6.9650	0	5
06034	2" x 1 1/2"	1.8630	0	10
06035	3" x 2"	7.1000	0	10
06036	4" x 2"	2.6900	0	5
06037	4" x 3"	9.4500	0	5



### Wye • Combination • 1/8 Bend w/Left Side Inlet

All Hub  
Style #: P515



Item No.	Diameter	Each Wt.	Inner Qty.	Master Carton
06009	3" x 3" x 3" x 2"	2.6410	0	10



### Wye • Combination • 1/8 Bend w/Right Side Inlet

All Hub  
Style #: P516



Item No.	Diameter	Each Wt.	Inner Qty.	Master Carton
06008	3" x 3" x 3" x 2"	2.6410	0	10



### Wye

All Hub  
Style #: P600



Item No.	Diameter	Each Wt.	Inner Qty.	Master Carton
05816	1-1/4"	0.3080	0	35
05822	1-1/2"	0.3910	0	50
05823	2"	0.5950	0	25
05824	3"	1.7110	0	25
05825	4"	3.1030	0	5
06135	6"	7.3030	1	4
06139	8"	14.7000	0	1



### Wye • Reducing

All Hub  
Style #: P601



Item No.	Diameter	Each Wt.	Inner Qty.	Master Carton
05831	2" x 1-1/2" x 1-1/2"	0.4190	0	25
05832	2" x 1-1/2" x 2"	0.6580	0	10
05826	2" x 2" x 1-1/2"	0.4970	0	25
05827	3" x 3" x 1-1/2"	1.0620	0	15
05828	3" x 3" x 2"	1.1660	0	25
05833	4" x 4" x 1-1/2"	1.9640	0	5
05829	4" x 4" x 2"	1.8430	0	10
05830	4" x 4" x 3"	2.4190	0	10
06138	6" x 6" x 3"	5.0120	1	5
06137	6" x 6" x 4"	4.9960	1	5
05834	8" x 8" x 6"	10.7200	0	1



### Wye • Street

SP x H x H  
Style #: P602



Item No.	Diameter	Each Wt.	Inner Qty.	Master Carton
06367	1-1/2"	0.3760	0	50
06368	2"	0.5640	0	30
06369	3"	1.6630	0	10
06370	4"	2.9750	0	10



### Wye • Street • Reducing

SP x H x H  
Style #: P603



Item No.	Diameter	Each Wt.	Inner Qty.	Master Carton
06372	3" x 3" x 1-1/2"	1.1190	0	20
06373	3" x 3" x 2"	1.1140	0	30
06374	4" x 4" x 2"	1.8110	0	10
06375	4" x 4" x 3"	2.4230	0	10

# ▶ PLASTIC FITTINGS | PVC DWV FITTINGS



## Wye • Double

All Hub  
Style #: P611



Item No.	Diameter	Each Wt.	Inner Qty.	Master Carton
05838	1-1/2"	0.4590	0	40
05839	2"	0.7770	0	20
05840	3"	2.1160	0	15
05841	4"	3.9420	0	5
05842	6"	4.9980	1	2



## Wye • w/Right Side Inlet

All Hub  
Style #: P626



Item No.	Diameter	Each Wt.	Inner Qty.	Master Carton
06156	3" x 3" x 3" x 2"	1.7000	0	5
06158	4" x 4" x 4" x 2"	3.0820	0	5



## Wye • Double • w/Side Inlet

All Hub  
Style #: P611S



Item No.	Diameter	Each Wt.	Inner Qty.	Master Carton
05849	3" x 3" x 3" x 3" x 2"	2.1500	0	10
06159	4" x 4" x 4" x 4" x 2"	3.8480	0	5



## Return Bend

H x H  
Style #: P700



Item No.	Diameter	Each Wt.	Inner Qty.	Master Carton
06466	1-1/2"	0.3360	0	20
06467	2"	0.6010	0	35
06468	3"	1.7670	0	10
06469	4"	3.1230	0	5



## Wye • Double • Reducing

All Hub  
Style #: P612



Item No.	Diameter	Each Wt.	Inner Qty.	Master Carton
05847	2" x 2" x 1-1/2" x 1-1/2"	0.6140	0	10
05843	3" x 3" x 1-1/2" x 1-1/2"	1.1300	0	10
05844	3" x 3" x 2" x 2"	1.3770	0	10
05845	4" x 4" x 2" x 2"	2.0360	0	5
05846	4" x 4" x 3" x 3"	2.2530	0	5
06142	6" x 6" x 4" x 4"	5.7080	1	1



## Return Bend • w/Cleanout

H x H  
Style #: P701



Item No.	Diameter	Each Wt.	Inner Qty.	Master Carton
06471	1-1/2"	0.3620	0	20
06472	2"	0.6740	0	10



## Wye • w/Left Side Inlet

All Hub  
Style #: P625



Item No.	Diameter	Each Wt.	Inner Qty.	Master Carton
06155	3" x 3" x 3" x 2"	1.7000	0	5
06157	4" x 4" x 4" x 2"	3.0820	0	5



## Adapter • Tail Piece w/Plastic Nut

SP x SJ  
Style #: P704P



Item No.	Diameter	Each Wt.	Inner Qty.	Master Carton
05975	1-1/2" x 1-1/2"	0.1310	0	25
- OR -				
05975	1-1/2" x 1-1/4"	0.1310	0	25

(Furnished with both size SJ washers)



### P-Trap • w/Solvent Weld Joint

H x H  
Style #: P706X



Item No.	Diameter	Each Wt.	Inner Qty.	Master Carton
05214	1-1/2"	0.5130	0	25
05222	2"	0.8650	0	20
05230	3"	2.7520	0	10
05231	4"	4.9330	0	4



### P-Trap • w/Solvent Weld Joint & Cleanout

H x H  
Style #: P707X



Item No.	Diameter	Each Wt.	Inner Qty.	Master Carton
05223	1-1/2"	0.5530	0	10
05224	2"	0.8760	0	10



### P-Trap • w/Union

H x H  
Style #: P708P



Item No.	Diameter	Each Wt.	Inner Qty.	Master Carton
05921	1-1/4"	0.4914	0	25
05215	1-1/2"	0.5710	0	25
05216	2"	0.9440	0	20



### P-Trap • Low Profile w/Solvent Weld Joint

H x H  
Style #: P710



Item No.	Diameter	Each Wt.	Inner Qty.	Master Carton
05225	2"	0.8650	0	20



### LA Trap • w/Union & 1-1/2 & 1-1/4 SJ Washers • Plastic Nut

SJ x H  
Style #: P711P



Item No.	Diameter	Each Wt.	Inner Qty.	Master Carton
05220	1-1/4" x 1-1/2"	0.7110	0	25



### Drum Trap • w/Cleanout

H x H  
Style #: P720X



Item No.	Diameter	Each Wt.	Inner Qty.	Master Carton
06100	1-1/2" x 3" x 6"	1.2900	1	15



### Closet Flange

H  
Style #: P800



Item No.	Diameter	Each Wt.	Inner Qty.	Master Carton
05902	4"	0.6350	0	25



### Closet Flange • Knockout

H  
Style #: P800KO



Item No.	Diameter	Each Wt.	Inner Qty.	Master Carton
05253	4"	0.7250	0	25
05254	4" x 3"	0.7630	0	25



### Closet Flange • w/Stop

H  
Style #: P800S



Item No.	Diameter	Each Wt.	Inner Qty.	Master Carton
05903	4" x 3"	0.7640	0	25



### Closet Flange • Spigot Reducing

SP  
Style #: P801



Item No.	Diameter	Each Wt.	Inner Qty.	Master Carton
05919	4" x 3"	0.7100	0	25

# ▶ PLASTIC FITTINGS | PVC DWV FITTINGS



## Closet Flange • Adjustable w/Plastic Ring

H  
Style #: P810



Item No.	Diameter	Each Wt.	Inner Qty.	Master Carton
05256	4"	0.6650	0	25



## Closet Flange • Spigot Adjustable • w/Plastic Ring

SP  
Style #: P812P



Item No.	Diameter	Each Wt.	Inner Qty.	Master Carton
05252	4" x 3"	0.7210	0	25
05264	4"	0.6970	0	25



## Closet Flange • w/Pipe Stop Adjustable • w/Plastic Ring

H  
Style #: P810S



Item No.	Diameter	Each Wt.	Inner Qty.	Master Carton
05251	3" x 4"	0.7900	0	25



## Closet Flange • Flush

SP x H  
Style #: P815



Item No.	Diameter	Each Wt.	Inner Qty.	Master Carton
05255	4" x 4" x 4" x 3"	0.6500	0	25



## Closet Flange • Adjustable w/Metal Ring Epoxy Coated

H  
Style #: P811



Item No.	Diameter	Each Wt.	Inner Qty.	Master Carton
05226	4"	0.7030	0	25
05227	4" x 3"	0.8270	0	25



## Closet Flange • Flush Knockout

SP x H  
Style #: P815KO



Item No.	Diameter	Each Wt.	Inner Qty.	Master Carton
05257	4" x 4" x 4" x 3"	0.6190	0	25



## Closet Flange • Spigot Adjustable • w/Metal Ring Epoxy Coated

SP  
Style #: P812



Item No.	Diameter	Each Wt.	Inner Qty.	Master Carton
05228	4" x 3"	0.7630	0	25
05229	4"	0.8130	0	25



## Closet Flange • Offset Adjustable • w/Metal Ring Epoxy Coated

H  
Style #: P820



Item No.	Diameter	Each Wt.	Inner Qty.	Master Carton
05920	4" x 3"	1.1400	0	15






*Streamline*<sup>®</sup>



# REFRIGERATION VALVES



▶ Streamline® is a leader in the design and manufacturing of HVAC & Refrigeration Valves. Trusted and respected for products that provide optimum system performance and enhanced serviceability, Streamline valves feature forged brass bodies and are built to the highest quality and testing standards in the industry. Incorporating many proprietary technologies and all of the latest industry innovations and performance features, Streamline HVAC and refrigeration valves are compatible with the newest refrigerants and oils – and deliver flawless operation over a wide range of operating temperatures.



- Ball Valves
- Check Valves
- Compressor Valves
- Packed Line Valves
- Angle Isolation Valves
- Relief Valves & Manifolds

*Streamline*®

# BALL VALVES



Streamline's CYCLEMASTER® ball valves feature full port construction, environmentally friendly, chromium-plated balls for reduced wear and extended seal life, and our exclusive MCM™ seals for industry-leading longevity and low leak rates. Optional features include access ports, brass and valox seal caps, three-way body styles, and motorized actuators to provide local or remote operation. CYCLEMASTER® ball valves are UL /cUL listed and CE certified – and are compatible with all CFC, HCFC and HFC refrigerants and oils. Operating temperature ranges from -40° F to 300° F with maximum working pressure of 700 psig. RoHS compliant.



## CYCLEMASTER® Ball Valves Standard



Item No.	Diameter	Each Wt.	Inner Qty.	Master Qty.
AP17859 #	1/4"	0.6650	1	32
AP17860C #	3/8"	0.6600	1	32
AP17861C #	1/2"	0.6800	1	32
AP17862C #	5/8"	0.6750	1	32
AP17863 #	3/4"	1.2132	1	24
AP17864C #	7/8"	1.2292	1	24
AP17865A #	1-1/8"	1.5810	1	27
A 17866	1-3/8"	3.2600	1	10
A 17867	1-5/8"	4.6950	1	4
A 17868	2-1/8"	8.0200	1	2
A 17869	2-5/8" Full Flow	13.4000	1	2
A 17870	3-1/8" Full Flow	21.3100	1	1
A 17871 *	2-5/8"	8.4550	1	2
A 17872 *	3-1/8"	9.1150	1	2
B 34909 ***	3-5/8"	22.8000	1	1
B 34910 ***	4-1/8"	21.0000	1	1

### CYCLEMASTER® Ball Valve Features:

- Maximum working pressure (PS): 700 psig, 48 bar
- Working temperature range (TS): -40°F/300°F, -40°C/149°C
- Compatible with all CFC, HCFC and HFC refrigerants and oils
- Full port construction to match line size ID
- Internally equalized ball design
- Rupture-proof encapsulated stem
- MCM™ Seal Technology
- UL/cUL Listed, CE Certified

### Reference

- \* Reduced Port
- \*\*\* Consult Factory
- # Standard product offering includes drilled/tapped feature

**Prefix AP** Drilled/tapped



### CYCLEMASTER® Ball Valves Standard • w/ access Port



Item No.	Diameter	Each Wt.	Inner Qty.	Master Qty.
AQ17859 #	1/4"	0.7200	1	32
AQ17860C #	3/8"	0.6850	1	32
AQ17861C #	1/2"	0.7100	1	32
AQ17862C #	5/8"	0.7200	1	32
AQ17863 #	3/4"	1.4650	1	24
AQ17864C #	7/8"	1.4550	1	24
AQ17865A #	1-1/8"	1.5600	1	27
AC17866	1-3/8"	3.2700	1	10
AC17867	1-5/8"	4.7800	1	4
AC17868	2-1/8"	8.0850	1	2
AC17869	2-5/8" Full Flow	13.8100	1	2
AC17870	3-1/8" Full Flow	21.4200	1	1
AC17871 *	2-5/8"	8.7050	1	2
AC17872 *	3-1/8"	9.2250	1	2

### CYCLEMASTER® Ball Valve Features:

- Maximum working pressure (PS): 700 psig, 48 bar
- Working temperature range (TS): -40°F/300°F, -40°C/149°C
- Compatible with all CFC, HCFC and HFC refrigerants and oils
- Full port construction to match line size ID
- Internally equalized ball design
- Rupture-proof encapsulated stem
- MCM™ Seal Technology
- UL/cUL Listed, CE Certified

### Reference

- \* Reduced Port
- \*\*\* Consult Factory
- # Standard product offering includes drilled/tapped feature

Prefix AQ Drilled/tapped



### CYCLEMASTER® Ball Valves 3-way



Item No.	Diameter	Each Wt.	Inner Qty.	Master Qty.
AU17860	3/8"	0.7250	1	6
AU17861	1/2"	0.7350	1	6
AU17862	5/8"	0.7400	1	6
AU17863	3/4"	1.4000	1	1
AU17864	7/8"	1.5150	1	12
AU17865	1-1/8"	2.8150	1	12
A 17545	1-3/8"	4.9670	1	1
A 17546	1-5/8"	7.1740	1	1
AU17868	2-1/8"	8.2700	2	2
AU17871 *	2-5/8"	8.8000	2	2
AU17872 *	3-1/8"	11.1000	1	1

### CYCLEMASTER® Ball Valve Features:

- Maximum working pressure (PS): 700 psig, 48 bar
- Working temperature range (TS): -40°F/300°F, -40°C/149°C
- Compatible with all CFC, HCFC and HFC refrigerants and oils
- Full port construction to match line size ID
- Internally equalized ball design
- Rupture-proof encapsulated stem
- MCM™ Seal Technology
- UL/cUL Listed, CE Certified

### Reference

- \* Reduced Port



# REFRIGERATION VALVES | BALL VALVES



## CYCLEMASTER® Ball Valves Actuated Standard



Item No.	Diameter	Each Wt.	Inner Qty.	Master Qty.
AW17861	1/2"	2.2050	1	1
AW17862	5/8"	2.3750	1	1
AW17863	3/4"	2.8420	1	1
AW17864	7/8"	2.9650	1	1
AW17865A	1-1/8"	3.0750	1	1
AW17866	1-3/8"	6.1400	1	1
AW17867	1-5/8"	7.7400	1	1
AW17868	2-1/8"	13.1350	1	1
AW17869 **	2-5/8" Full Flow	23.4000	1	1
AW17870 **	3-1/8" Full Flow	31.4000	1	1
AW17871 *	2-5/8"	13.5550	1	1
AW17872 *	3-1/8"	14.2400	1	1

### CYCLEMASTER® Ball Valve Features:

- Maximum working pressure (PS): 700 psig, 48 bar
- Power Supply: 24 VAC
- Ambient Temperature: -22°F to 130°F, -30°C to 54°C
- Compatible with all CFC, HCFC and HFC refrigerants and oils
- Full shutoff capability
- Gradual open/close stops line hammer
- Remote operating capability
- Removable actuator for quick change replacement
- Manual override and valve positioning
- Electronic overload protection
- UL/cUL Listed, CE Certified

### Reference

- \* Reduced Port
  - \*\* Consists of two stacked motors operating in tandem.
- WARNING** Heater assembly required for low temperature applications.  
**WARNING** Motors not for use in wet or applications where moisture will condense on motor.



## CYCLEMASTER® Ball Valves Actuated 3-Way



Item No.	Diameter	Each Wt.	Inner Qty.	Master Qty.
AY17861	1/2"	2.3850	1	1
AY17862	5/8"	2.3850	1	1
AY17863	3/4"	3.5000	1	1
AY17864	7/8"	3.2500	1	1
AY17865	1-1/8"	5.7250	1	1
A 17810	1-3/8"	8.1250	1	1
A 17811	1-5/8"	12.0000	1	1
AY17868	2-1/8"	13.2250	1	1
AY17871 *	2-5/8"	14.0850	1	1
AY17872 *	3-1/8"	14.6350	1	1

### CYCLEMASTER® Ball Valve Features:

- Maximum working pressure (PS): 700 psig, 48 bar
- Power Supply: 24 VAC
- Ambient Temperature: -22°F to 130°F, -30°C to 54°C
- Compatible with all CFC, HCFC and HFC refrigerants and oils
- Full shutoff capability
- Gradual open/close stops line hammer
- Remote operating capability
- Removable actuator for quick change replacement
- Manual override and valve positioning
- Electronic overload protection
- UL/cUL Listed, CE Certified

### Reference

- \* Reduced Port
- WARNING** Heater assembly required for low temperature applications.  
**WARNING** Motors not for use in wet or applications where moisture will condense on motor.



## CYCLEMASTER® Ball Valves Packaged w/ Insulation



Item No.	Diameter	Each Wt.	Inner Qty.	Master Qty.
A 18571	1/4"	0.7200	1	N/A
A 18572	3/8"	0.7000	1	N/A
A 18573	1/2"	0.7200	1	N/A
A 18574	5/8"	0.7300	1	N/A

### CYCLEMASTER® Ball Valve Feature:

- Maximum working pressure (PS): 700 psig, 48 bar
- Working temperature range (TS): -40°F/300°F, -40°C/149°C
- Compatible with all CFC, HCFC and HFC refrigerants and oils
- Full port construction to match line size ID
- Internally equalized ball design
- Rupture-proof encapsulated stem
- MCM™ Seal Technology
- Self sealing elastomeric insulation cover
- UL/cUL Listed, CE Certified


**CYCLEMASTER® Multi-Split Ball Valves • Flare x ODS**


Item No.	Diameter	Each Wt.	Inner Qty.	Master Qty.
A 18448	1/4"	0.7400	1	32
A 18405	3/8"	0.6650	1	32
A 18449	1/2"	0.7800	1	32
A 18406	5/8"	0.7260	1	32

**CYCLEMASTER® Multi-Split Ball Valve Features:**

- Maximum working pressure (PS): 700 psig, 48 bar
- Working temperature range (TS): -40°F/300°F, -40°C/149°C
- Compatible with all CFC, HCFC and HFC refrigerants and oils
- Full port construction to match line size ID
- Engineered for multi-split A/C and heat pump units
- Rupture-proof encapsulated stem
- UL/cUL Listed, CE Certified


**CYCLEMASTER® Multi-Split Ball Valves • Male x Female Flare**


Item No.	Diameter	Each Wt.	Inner Qty.	Master Qty.
A 18450	1/4"	0.7500	1	32
A 18429	3/8"	0.7520	1	32
A 18451	1/2"	0.8600	1	32
A 18430	5/8"	0.8560	1	32
A 18452	3/8" x 1/4"	0.7910	1	32
A 18453	5/8" x 1/2"	0.8100	1	32

**CYCLEMASTER® Multi-Split Ball Valve Features:**

- Maximum working pressure (PS): 700 psig, 48 bar
- Working temperature range (TS): -40°F/300°F, -40°C/149°C
- Compatible with all CFC, HCFC and HFC refrigerants and oils
- Full port construction to match line size ID
- Engineered for multi-split A/C and heat pump units
- Rupture-proof encapsulated stem
- Reducing valves eliminate need for additional joints by using a fitting
- UL/cUL Listed, CE Certified


**CYCLEMASTER® Multi-Split Ball Valves • Flare x ODS W/ Insulation**


Item No.	Diameter	Each Wt.	Inner Qty.	Master Qty.
A 18611	1/4"	0.7500	1	16
A 18612	3/8"	0.6750	1	16
A 18613	1/2"	0.7900	1	16
A 18614	5/8"	0.7360	1	16

**CYCLEMASTER® Multi-Split Ball Valve Features:**

- Maximum working pressure (PS): 700 psig, 48 bar
- Working temperature range (TS): -40°F/300°F, -40°C/149°C
- Compatible with all CFC, HCFC and HFC refrigerants and oils
- Full port construction to match line size ID
- Engineered for multi-split A/C and heat pump units
- Rupture-proof encapsulated stem
- Self sealing elastomeric insulation cover
- UL/cUL Listed, CE Certified

## REFRIGERATION VALVES | BALL VALVES & BALL VALVE COMPONENTS



### CYCLEMASTER® Multi-Split Ball Valves • Male x Female Flare W/ Insulation



Item No.	Diameter	Each Wt.	Inner Qty.	Master Qty.
A 18567	1/4"	0.8500	1	16
A 18568	3/8"	0.9200	1	16
A 18569	1/2"	0.8800	1	16
A 18570	5/8"	0.9600	1	16
A 18652	3/8" x 1/4"	0.8900	1	16
A 18653	5/8" x 1/2"	0.9100	1	16

### CYCLEMASTER® Multi-Split Ball Valve Features:

- Maximum working pressure (PS): 700 psig, 48 bar
- Working temperature range (TS): -40°F/300°F, -40°C/149°C
- Compatible with all CFC, HCFC and HFC refrigerants and oils
- Full port construction to match line size ID
- Engineered for multi-split A/C and heat pump units
- Rupture-proof encapsulated stem
- Reducing valves eliminate need for additional joints by using a fitting
- Self sealing elastomeric insulation cover
- UL/cUL Listed, CE Certified

## BALL VALVE COMPONENTS



### Retrofit Caps

Item No.	Diameter	Each Wt.	Inner Qty.	Mstr Qty.
A 18351	1/4" - 5/8" Straight	0.1400	256	256
A 18352	3/4" - 1-1/8" Straight	0.2175	182	182
A 18353	1-1/8" - 1-3/8" Straight	0.3545	156	156
A 18354 *	1-5/8" - 2-1/8", 2-5/8" - 3-1/8"	0.9225	72	72
A 18355	2-5/8" - 3-1/8" Full Port	1.3505	25	25

### Retrofit Cap Features:

- Designed to replace existing caps on installed valves for the full range of CYCLEMASTER® Ball Valve sizes 1/4" to 3 1/8"
- Large nut secures cap assembly to valve neck allowing center post to easily turn for on/off operation and clear visual identification
- Dual o-ring stem seals and base seal to assure positive isolation

### Reference

- \* Reduced Port Straight



### CYCLEMASTER® Ball Valve Insulation Cover

Item No.	Diameter	Each Wt.	Inner Qty.	Master Qty.
38RBVINS	3/8"	0.1000	10	10
12RBVINS	1/2"	0.1000	10	10
58RBVINS	5/8"	0.1000	10	10
34RBVINS	3/4"	0.1000	9	9
78RBVINS	7/8"	0.1000	10	10
118RBVINS	1-1/8"	0.1000	9	9
138RBVINS	1-3/8"	0.1000	9	9
158RBVINS	1-5/8"	0.1000	-	-
218RBVINS	2-1/8"	0.1000	-	-
258RBVINS	2-5/8"	0.1000	-	-

### CYCLEMASTER® Ball Valve Insulation Cover Features:

- Eliminates the time and hassle associated with cutting insulation in the field
- Custom made for Streamline® valves providing the perfect fit
- Elastomeric insulation meets 25/50 Flame & Smoke ratings & ASTM C178
- Made in the USA



### CYCLEMASTER® Multi-Split Ball Valve Insulation Cover Self Sealing Elastomeric

Item No.	Diameter	Each Wt.	Inner Qty.	Master Qty.
MSBVINS	3/4"	0.0950	50	50

### CYCLEMASTER® Multi-Split Ball Valve Insulation Cover Features:

- Eliminates the time and hassle associated with cutting insulation in the field
- Custom made for Streamline® valves providing the perfect fit
- Elastomeric insulation meets 25/50 Flame & Smoke ratings & ASTM C178
- Made in the USA

# CHECK VALVES



REFRIGERATION VALVES



Streamline offers a complete line of Inline, Four Bolt, Screw Bonnet, and Magnetic check valves. Inline check valves are machined from drawn brass rod and offer an enhanced internal design for maximum flow and minimum pressure drop. Four Bolt check valves feature forged brass bodies that exceed the most stringent quality standards in the industry. Screw Bonnet check valves feature forged brass bodies with a flexible design that allows easy removal and reassembly of internal components. Magnetic check valves offer DuraForm processing to eliminate the use of braze materials that can overheat and damage internal components.



## Check Valves

Flare to Flare



Item No.	Diameter	Each Wt.	Inner Qty.	Master Qty.
A 15620	1/4"	0.1515	1	330
A 15621	3/8"	0.1833	1	330
A 15622	1/2"	0.4282	1	81
A 15623	5/8"	0.5098	1	81

### Check Valve Features:

- Maximum working pressure (PS): 700 psig, 48 bar
- Working temperature range (TS): -40°F/300°F, -40°C/149°C
- Pressure to open: < 1 psi
- Compatible with all CFC, HCFC and HFC refrigerants and oils
- UL/cUL Recognized, CE Certified
- PTFE seat for positive isolation and pulsation dampening
- Enhanced internal design for maximum flow and minimum pressure drop



## Check Valves

Solder to Solder



Item No.	Diameter	Each Wt.	Inner Qty.	Master Qty.
A 15628	1/4"	0.1340	1	330
A 15629	3/8"	0.1318	1	330
A 15630	1/2"	0.3732	1	108
A 15631	5/8"	0.3551	1	108

### Check Valve Features:

- Maximum working pressure (PS): 700 psig, 48 bar
- Working temperature range (TS): -40°F/300°F, -40°C/149°C
- Pressure to open: < 1 psi
- Compatible with all CFC, HCFC and HFC refrigerants and oils
- UL/cUL Recognized, CE Certified
- PTFE seat for positive isolation and pulsation dampening
- Enhanced internal design for maximum flow and minimum pressure drop



## Check Valves

Solder to Solder • Extended Ends



Item No.	Diameter	Each Wt.	Inner Qty.	Master Qty.
A 15632	1/4"	0.1562	1	68
A 15633	3/8"	0.1782	1	68
A 15634	1/2"	0.4300	1	68
A 15635	5/8"	0.4824	1	68

### Check Valve Features:

- Maximum working pressure (PS): 700 psig, 48 bar
- Working temperature range (TS): -40°F/300°F, -40°C/149°C
- Pressure to open: < 1 psi
- Compatible with all CFC, HCFC and HFC refrigerants and oils
- UL/cUL Recognized, CE Certified
- PTFE seat for positive isolation and pulsation dampening
- Enhanced internal design for maximum flow and minimum pressure drop



## Four-Bolt Check Valves



Item No.	Diameter	Each Wt.	Inner Qty.	Master Qty.
B 34235	7/8"	2.4435	1	7
B 34236	1-1/8"	2.2650	1	7
B 34237	1-3/8"	5.2300	1	6
B 34238	1-5/8"	4.6480	1	6
B 34239	2-1/8"	12.3100	1	3
B 34240	2-5/8"	28.0400	1	1
B 34241	3-1/8"	27.2300	1	1

### Four-Bolt Check Valve Features:

- Maximum working pressure (PS): 700 psig, 48 bar
- Working temperature range (TS): -40°F/300°F, -40°C/149°C
- Compatible with all CFC, HCFC and HFC refrigerants and oils
- UL/cUL Recognized, CE Certified
- 100% tested
- Design features easy removal & reassembly of internal components
- Forged brass body exceeds the most stringent quality standards
- Horizontal or vertical installation (not to be installed with bonnet facing down)
- "Y" type design provides minimal pressure drop & increased flow capacity
- Non-asbestos gasket material ensures seal integrity, while a heat-stabilized PTFE seat provides seal across wide temperature ranges
- Includes standard 2 lb spring



## Screw Bonnet Check Valves



Item No.	Diameter	Each Wt.	Inner Qty.	Master Qty.
A 17953	1/4"	0.5800	1	24
A 17954	3/8"	0.5740	1	24
A 17955	1/8"	0.5315	1	24
A 17956	5/8"	0.5250	1	24
A 17958	7/8"	0.8650	1	24
AT17953*	1/4"	0.6100	1	25
AT17954*	3/8"	0.6200	1	25
AT17955*	1/2"	0.5850	1	25
AT17956*	5/8"	0.6550	1	25
AT17958*	7/8"	1.0850	1	12

### Screw Bonnet Check Valve Features:

- Maximum working pressure (PS): 700 psig, 48 bar
- Working temperature range (TS): -40°F/300°F, -40°C/149°C
- Compatible with all CFC, HCFC and HFC refrigerants and oils
- UL/cUL Recognized, CE Certified
- 100% tested
- Design features easy removal and reassembly of internal components
- Forged brass body exceeds the most stringent quality standards
- Designed to provide minimal pressure drop and increased flow capacity
- PTFE gasket

### Reference

- \* Extended End

**Prefix AG** Includes 5 lb. spring  
**Prefix AT** Includes 10lb. spring



## Magnetic Check Valves



Item No.	Diameter	Each Wt.	Inner Qty.	Master Qty.
A 17934	1/4"	0.2000	1	180
A 17935	3/8"	0.2045	1	180
A 17936	1/2"	0.3460	1	120
A 17937	5/8"	0.3440	1	120
A 17938	3/4"	0.8740	1	48
A 17939	7/8"	0.5850	1	48
A 17940	1-1/8"	1.6120	1	24
A 17941	1-3/8"	2.7430	1	24
A 17942	1-5/8"	3.9055	1	12
A 17943	2-1/8"	6.0000	1	12
A 17944	2-5/8"	7.0000	1	6
A 17981	3-1/8"	7.4250	1	6

### Magnetic Check Valve Features:

- Maximum working pressure (PS): 650 to 800
- Working temperature range (TS): -40°F/300°F, -40°C/149°C
- Compatible with all CFC, HCFC and HFC refrigerants and oils
- UL/cUL Recognized, CE Certified
- Built-in 30 mesh stainless steel screen
- Internal components installed with DuraForm Technology
- Mechanically formed solder cup stops for easy installation
- Flexible for installation in vertical or horizontal position
- Hermetically formed solid copper body assures zero leak potential



# COMPRESSOR VALVES



REFRIGERATION VALVES



Available in both forged brass and cast iron, our compressor valves and kits are manufactured to the strictest quality standards in the industry. Built with valve openings designed for maximum flow and minimum pressure drop, specialized asbestos-free valve packing material allows component accessibility without refrigerant loss. Offering a complete line of compressor valves, we furnish compressor valves machined to fit standard dimensions and several special flange dimensions used by many manufacturers. Direct OEM replacement part kits are available for leading compressor manufacturers in the industry.



- Maximum working pressure (PS): 700 psig, 48 bar
- Working temperature range (TS): -40°F/300°F, -40°C/149°C
- Compatible with all CFC, HCFC and HFC refrigerants & oils
- UL/cUL Recognized, CE Certified
- 100% tested
- Asbestos-free valve packing
- Valve openings designed for maximum flow and minimum pressure drop



**Brass Compressor Valves**  
Double Port, 45° Flare



Item No.	Valve Kit*	Diameter	Each Wt.	Inner Qty.	Master Qty.
A 16302	A 17518	3/8"	1.1990	48	48
A 16303	A 17519	1/2"	1.1658	48	48
A 16304	A 17520	5/8"	1.2344	48	48



**Brass Compressor Valves**  
Straight Port, 45° Flare



Item No.	Valve Kit*	Diameter	Each Wt.	Inner Qty.	Master Qty.
A 13166	-	3/4"	1.7762	20	20



**Brass Compressor Valves**  
Double Port, Solder



Item No.	Valve Kit*	Diameter	Each Wt.	Inner Qty.	Master Qty.
A 16307	A 17510	3/8"	0.6902	48	48
A 16308	A 17511	1/2"	0.8600	48	48
A 16309	A 17512	5/8"	0.8800	48	48



**Brass Compressor Valves**  
Straight Port, Solder



Item No.	Valve Kit*	Diameter	Seat Position	Each Wt.	Inner Qty.	Master Qty.
A 16310	-	3/4"	Front	1.6387	20	20
A 16311	A 17515	7/8"	Front	1.6300	20	20
B 32197	A 17529	7/8"	Middle	1.4177	20	20
A 15500	-	1-1/8"	Back	1.4278	20	20
A 16312	A 17516	1-1/8"	Front	1.6600	20	20

\* Valve Kits include valve, gasket, and bolts.

# REFRIGERATION VALVES | COMPRESSOR VALVES



**Brass Compressor Valves**  
Flange Union, Solder



Item No.	Diameter	Each Wt.	Inner Qty.	Master Qty.
A 16313	3/4"	3.9287	10	10
A 16314	7/8"	3.9031	10	10
A 16315	1-1/8"	3.8826	10	10
A 16316	1-3/8"	3.6548	10	10



**Cast Iron Compressor Valves**  
Four-Bolt Flange Union, Solder



Item No.	Diameter	Each Wt.	Inner Qty.	Master Qty.
A 15246	1-5/8"	9.3695	6	6
A 16321	1-5/8"	8.7149	6	6
B 32337	1-5/8"	9.0694	6	6
A 15586	2-1/8"	18.2828	4	4
A 16324	2-1/8"	18.2828	4	4
B 33572	2-1/8"	17.4857	4	4
B 34671	2-1/8"	17.2750	4	4
A 15587	2-5/8"	20.2966	4	4
A 16366	2-5/8"	33.1778	2	2
B 33568	2-5/8"	20.2309	4	4
B 34661	2-5/8"	30.7950	2	2
A 15588	3-1/8"	33.2239	2	2
A 16365	3-1/8"	33.2239	2	2
B 33569	3-1/8"	32.3819	2	2
A 17496	3-5/8"	34.0100	1	1
B 33788	3-5/8"	34.0100	1	1
B 34670	3-5/8"	40.5100	1	1
A 15589	4-1/8"	49.8018	1	1



**Brass Compressor Valves**  
Four-Bolt Mounting, Solder  
Flat Gasket Surface



Item No.	Diameter	Each Wt.	Inner Qty.	Master Qty.
B 32807	1-1/8"	3.9950	10	10
B 32808	1-3/8"	3.9750	10	10
B 32930	1-5/8"	4.1300	10	10



**Brass Compressor Valves**  
Four-Bolt Mounting, Access Port



Item No.	Diameter	Each Wt.	Inner Qty.	Master Qty.
A 17495	2-1/8"	11.8400	3	3



**Cast Iron Flanges**  
Four-Bolt



Item No.	Diameter	Each Wt.	Inner Qty.	Master Qty.
B 34987	2-5/8"	28.2100	2	2
B 34988	3-5/8"	33.9300	1	1

# PACKED LINE VALVES



REFRIGERATION VALVES



Streamline packed line valves are built with forged brass bodies and integral mounting brackets with plated steel stems suitable for refrigerants and other industrial fluids that are non-corrosive to brass or steel. Design incorporates asbestos-free stem packing material.



- Maximum working pressure (PS): 700 psig, 48 bar
- Working temperature range (TS): -40°F/300°F, -40°C/149°C
- Compatible with all CFC, HCFC and HFC refrigerants & oils
- UL/cUL Recognized, CE Certified
- Forged brass body
- Plated steel stem suitable for refrigerants & other industrial fluids non-corrosive to brass & steel



**Packed Line Valves • Angle**  
Backseating NPTFE Inlet to Solder



Item No.	NPTFE	Solder	Each Wt.	Inner Qty.	Master Qty.
A 13977	1/2"	1/2"	0.4509	1	54
A 13978	1/2"	5/8"	0.5490	1	54
A 13979	3/4"	7/8"	1.2408	1	30



**Packed Line Valves • Angle**  
Backseating NPTFE Inlet to Flare



Item No.	NPTFE	Flare	Each Wt.	Inner Qty.	Master Qty.
A 13220	1/2"	1/2"	0.6929	1	70
A 13183	1/2"	5/8"	0.5828	1	54



**Packed Line Valves • Angle**  
Backseating Solder to Solder



Item No.	Solder	Solder	Each Wt.	Inner Qty.	Master Qty.
A 17506	5/8"	5/8"	0.6600	1	54
B 32080	7/8"	7/8"	0.9924	30	30



**Packed Line Valves • Angle**  
Non-Backseating NPTFE Inlet to Flare



Item No.	NPTFE	Flare	Each Wt.	Inner Qty.	Master Qty.
B 33964**	1/4"	1/4"	0.2800	1	81
A 11031*	1/4"	1/4"	0.2800	1	81
A 16472	1/4"	1/4"	0.2900	1	81
A 11030	1/4"	3/8"	0.2484	1	81
A 13613	3/8"	1/4"	0.4792	1	81
A 13503	3/8"	3/8"	0.4932	1	81
A 11042	3/8"	1/2"	0.5100	1	81

**Reference**

- \* Brass Seal Cap
- \*\* Cap finger tight for shipping

# REFRIGERATION VALVES | PACKED LINE VALVES



**Packed Line Valves • Angle**  
Non-Backseating Internal Swivel  
Flare to Flare



Item No.	Flare	Flare	Each Wt.	Inner Qty.	Master Qty.
B 33803*	1/4"	1/4"	0.3420	108	108
A 17429**	1/4"	1/4"	0.3270	108	108
B 34247***	1/4"	1/4"	0.3445	108	108
A 17474*	3/8"	3/8"	0.2711	90	90
B 34261***	3/8"	3/8"	0.4180	108	108

**Reference**

- \* Steel Seal Cap
- \*\* Plastic Seal Cap
- \*\*\* Brass Seal Cap, includes Copper Gasket



**Packed Line Valves • Angle**  
Non-Backseating, NPTFE x NPTFI,  
NPTFI x NPTFE



Item No.	Size (in)	x Size (in)	Each Wt.	Inner Qty.	Master Qty.
A 13502	1/4" NPTFE	1/4" NPTFI	0.4856	1	81
B 32222	1/4" NPTFI	1/4" NPTFE	0.5053	72	72



**Packed Line Valves Two-Way**  
Flare to Flare



Item No.	Flare	Flare	Each Wt.	Inner Qty.	Master Qty.
A 13591*	1/4"		0.4331	1	42
B 33482**	1/4"		0.4331	1	42
A 13595*	3/8"		0.4831	1	42
A 13592*	1/2"		0.4956	1	42

**Reference**

- \* Steel Seal Cap, includes Copper Gasket
- \*\* Brass Seal Cap, includes Copper Gasket



**Packed Line Valves • Angle**  
Non-Backseating Flare to NPTFE



Item No.	Flare	NPTFE	Each Wt.	Inner Qty.	Master Qty.
A 15073	1/4"	1/4"	0.4258	1	81



**Packed Line Valves • Angle**  
Non-Backseating Solder to Flare



Item No.	Solder	Flare	Each Wt.	Inner Qty.	Master Qty.
A 17502*	1/4"	1/4"	0.3000	1	81
B 34252**	1/4"	1/4"	0.3050	148	148
B 35161***	1/4"	1/4"	0.3050	1	75
A 17503*	3/8"	3/8"	0.4942	1	81
B 34255**	3/8"	3/8"	0.4900	125	125
B 35160***	3/8"	3/8"	0.3800	1	75

**Reference**

- 3/8" solder also 1/2" FTG
- 1/4" solder also 3/8" FTG
- \* Steel Seal Cap
- \*\* Brass Seal Cap, includes Copper Gasket
- \*\*\* Steel Seal Cap, loosely assembled
- \*\*\*\* Plastic Seal Cap



**Packed Line Valves Two-Way**  
Solder to Solder  
(Includes Steel Cap  
and Copper Gasket)



Item No.	Solder	Solder	Each Wt.	Inner Qty.	Master Qty.
A 15580	1/4"		0.4206	1	42
A 15581	3/8"		0.4477	1	42
A 15582	1/2"		0.5417	1	42

# PACKLESS DIAPHRAGM VALVES



Lifecycle testing has shown that Streamline's packless diaphragm valves perform up to five times greater than current industry standards. Valve bodies are forged brass with full-size openings for maximum flow and minimum pressure drop and feature integral mounting brackets for ease of installation. Oversized diaphragms produce a perfect combination of long wear and precise sealing. Counter seat design ensures no moisture intrusion. Maximum working pressure is 700 psig (with flow in direction of arrow on valve body) and 350 psig (with flow direction opposite arrow on body). Burst pressure is 2500 psig.



- Maximum working pressure (PS) with the flow in the direction of arrow on the body: 700 psig, 48 bar
- Maximum working pressure (PS) with the flow against the direction of the arrow on body: 300 psig, 24 bar
- Working temperature range (TS): -40°F/300°F, -40°C/149°C
- Compatible with all CFC, HCFC and HFC refrigerants & oils
- UL/cUL Recognized, CE Certified
- Forged brass body with full size openings for maximum flow and minimum pressure drop
- Fitted with two stainless steel diaphragms & one phosphor bronze diaphragm for positive isolation
- Thermally stable hand wheel for operation in wide temperature ranges
- Counter seat design assures no moisture intrusion



## Packless Diaphragm Valves

Straight, Flare to Flare



Item No.	Size	Each Wt.	Inner Qty.	Master Qty.
A 14833	1/4"	0.5850	1	42
A 14835	3/8"	0.6000	1	42
A 14836	1/2"	1.0300	1	30
A 14837	5/8"	1.0500	1	30



## Packless Diaphragm Valves

Angle, NPTFE to Flare



Item No.	Size	Each Wt.	Inner Qty.	Master Qty.
A 15525	1/4" x 1/4"	0.7066	1	42
A 15526	1/4" x 3/8"	0.7066	1	42
A 15530	1/2" x 1/2"	1.1689	1	42
A 15531	1/2" x 5/8"	1.1834	1	42



## Packless Diaphragm Valves

Straight, Solder to Solder



Item No.	Size	Each Wt.	Inner Qty.	Master Qty.
A 14838	1/4"	0.8481	1	42
A 14840	3/8"	0.5650	1	42
A 14841	1/2"	1.3421	1	30
A 14842	5/8"	1.0000	1	30



## Packless Diaphragm Valves

Straight, Solder to Solder Extended Ends



Item No.	Size	Each Wt.	Inner Qty.	Master Qty.
A 14848	1/4"	0.8636	1	12
A 14850C	3/8"	0.6200	1	12
A 14851	1/2"	1.0600	1	12
A 14852	5/8"	1.1700	1	12



## Packless Diaphragm Valves

Angle, Solder to Solder



Item No.	Size	Each Wt.	Inner Qty.	Master Qty.
A 15539	1/4"	0.6941	1	42
A 15541	1/2"	1.1410	1	42
A 15542	5/8"	1.1379	1	42



# ANGLE ISOLATION VALVES



Streamline's angle isolation valves feature an optimized body chamber for maximum flow, and a "Quick-Change" packing gland allows easy replacement of the asbestos-free packing without loss of refrigerant. The backseating stem and seat design provides minimal pressure drop. Rotolock and sweat configurations are customized to specific applications with special brass and steel configurations available.



- Maximum working pressure (PS): 700 psig, 48 bar
- Working temperature range (TS): -40°F/300°F, -40°C/149°C
- Compatible with all CFC, HCFC and HFC refrigerants & oils
- UL/cUL Recognized, CE Certified
- 100% tested
- Asbestos-free packing material
- Quick-change packing gland allows easy replacement without refrigerant loss
- Solid brass construction for maximum protection in all environmental conditions
- Backseating design



**Brass Angle Isolation Valves**  
Flange Union, Solder



**Brass Angle Isolation Valves**  
Solder to Rotolock



Item No.	Size (in)	Each Wt.	Inner Qty.	Master Qty.
B 34413 *	5/8 x 5/8"	0.5600	40	40
B 34412 *	7/8 x 7/8"	1.1700	20	20
B 35224 *	1-1/8" x 1-1/8"	1.8450	20	20
B 34778 **	1-1/8" x 1-1/8"	2.0580	20	20
B 34479 *	1-1/8" X 1 3/8"	1.9500	20	20
B 34594 **	1-3/8" x 1-3/8"	2.8700	9	9
B 35291 **	1-3/8" x 1-3/8"	2.9900	9	9
B 34595 **	1-5/8" x 1-5/8"	3.8850	6	6
B 35292 **	1-5/8" x 1-5/8"	3.8200	1	6

Item No.	Size (in)	Each Wt.	Inner Qty.	Master Qty.
B 34418 *	5/8" x 1"	0.6750	30	30
B 34417 *	7/8" x 1 1/4"	1.3340	20	20
B 34416 *	1-1/8" x 1 1/2"	2.0300	10	10
B 34415 **	1-3/8" x 1 3/4"	3.2550	9	9
B 34414 **	1-5/8" x 2-1/4"	4.2600	6	6

## Reference

- \* Plastic Cap
- \*\* Brass Cap
- \*\*\* Flare seal cap and plastic cap should be finger tight.

# RELIEF VALVES AND MANIFOLDS



Streamline's pressure relief valves are designed and engineered to provide high-volume discharge primarily for use on liquid receiver applications above the liquid refrigerant level. Models are available with multiple seat configurations and high pressure settings.



## Pressure Relief Valves

Angle NPTF to Flare

Item No.	Size (in)	x Size (in)	Each Wt.	Inner Qty.	Master Qty.
A 15512 **	3/8"	3/8"	0.3700	1	81
A 15513 **	3/8"	1/2"	0.3700	1	81
B 33746 **	1/4"	3/8"	0.4100	1	81
B 33754 **	1/4"	1/2"	0.4300	1	81
A 15514 *	1/2"	5/8"	1.0200	1	28

### Pressure Relief Valve Features:

- Working temperature range (TS): -40°F/300°F, -40°/149°C
- Designed primarily for use on liquid receiver applications above the liquid refrigerant level (consult factory before the valves are used on other applications)
- Satisfy ASHRAE Standard 15 code requirements for a refrigerant vessel safety device (Application information can be found in ASHRAE Guide and Data Book)
- Comply with ASME code for unfired pressure vessels
- Discharge rates are certified by National Board of Boiler & Pressure Vessel Inspectors
- Designed for maximum discharge capacities

### Reference

- \* CE Certified, CRN, Compatible with all CFC, HCFC and HFC refrigerants and oils
- \*\* Prefixed for standard pressure settings



## Pressure Relief Valves

Atmospheric - NPTF Inlet

Item No.	Size (in)	Each Wt.	Inner Qty.	Master Qty.
A 15508 *	1/8"	0.0500	1	330
A 15509 *	1/4"	0.0600	1	330
A 17430 *	3/8"	0.1100	1	144
B 33755 **	1/4"	0.1400	1	144

### Pressure Relief Valve Features:

- Working temperature range (TS): -40°F/300°F, -40°/149°C
- Designed primarily for use on liquid receiver applications above the liquid refrigerant level (consult factory before the valves are used on other applications)
- Satisfy ASHRAE Standard 15 code requirements for a refrigerant vessel safety device (Application information can be found in ASHRAE Guide and Data Book)
- Comply with ASME code for unfired pressure vessels
- Discharge rates are certified by National Board of Boiler & Pressure Vessel Inspectors
- Designed for maximum discharge capacities

### Reference

- \* CE Certified, CRN, Compatible with all CFC, HCFC and HFC refrigerants and oils
- \*\* CE Certified, CRN, Compatible with all CFC, HCFC and HFC refrigerants and oils, Compatible with R410A

### Prefixes for standard settings:

AD/BD = 235 psig.      AG/BG = 350 psig.      AJ/BJ = 425 psig.  
 AW/BE = 300 psig.      AH/BH = 400 psig.      AJ/BJ = 450 psig.



**Pressure Relief Valves**  
Straight Thru - NPTFE Inlet to  
Flare Outlet

Item No.	Size (in)	x Size (in)	Each Wt.	Inner Qty.	Master Qty.
A 15501 *	1/4"	3/8"	0.2000	1	144
A 15502 **	3/8"	3/8"	0.3400	1	144
A 15503 **	3/8"	1/2"	0.3500	1	144
B 33752 **	1/4"	3/8"	0.3891	1	144
B 33753 **	1/4"	1/2"	0.4100	1	144
A 15504 *	1/2"	5/8"	0.8400	1	54

**Pressure Relief Valve Features:**

- Working temperature range (TS): -40°F/300°F, -40°/149°C
- Designed primarily for use on liquid receiver applications above the liquid refrigerant level (consult factory before the valves are used on other applications)
- Satisfy ASHRAE Standard 15 code requirements for a refrigerant vessel safety device (Application information can be found in ASHRAE Guide and Data Book)
- Comply with ASME code for unfired pressure vessels
- Discharge rates are certified by National Board of Boiler & Pressure Vessel Inspectors
- Designed for maximum discharge capacities

**Reference**

- \* CE Certified, CRN, Compatible with all CFC, HCFC and HFC refrigerants and oils
- \*\* CE Certified, CRN, Compatible with all CFC, HCFC and HFC refrigerants and oils, Compatible with R410A



**Pressure Relief Valves**  
Straight Thru - NPTFE Inlet to  
NPTFI Outlet

Item No.	Size (in)	x Size (in)	Each Wt.	Inner Qty.	Master Qty.
A 15506 *	3/4"	3/4"	1.5300	1	28
A 17840 *	1"	1"	1.9500	1	28
A 17834 *	1-1/4"	1-1/4"	2.0000	1	15
A 18387 *	1"	1"	1.8100	1	30
A 18356 *	1/2"	1/2"	0.9600	1	54
A 18357 *	1/2"	3/4"	0.8900	1	54
A 18358 *	3/4"	3/4"	0.9300	1	54
AW18422 **	3/4"	3/4"	1.6000	1	28
A 18424 ***	1"	1"	1.5800	1	28
A 18425 ***	1-1/4"	1-1/4"	2.1700	1	30
A 18444 ***	1"	1-1/4"	1.975	1	15

**Pressure Relief Valve Features:**

- Working temperature range (TS): -40°F/300°F, -40°/149°C
- Designed primarily for use on liquid receiver applications above the liquid refrigerant level (consult factory before the valves are used on other applications)
- Satisfy ASHRAE Standard 15 code requirements for a refrigerant vessel safety device (Application information can be found in ASHRAE Guide and Data Book)

**Reference**

- \* CE Certified, CRN, Compatible with all CFC, HCFC and HFC refrigerants and oils
- \*\* CE Certified, CRN, Compatible with all CFC, HCFC and HFC refrigerants and oils, Compatible with R410A, PTFE Seat, Certified 600-700 PSI
- \*\*\* PTFE Seat



**Pressure Relief Valves**  
Straight Thru - Straight Thread Inlet  
to Flare Outlet

Item No.	Size (in)	x Size (in)	Each Wt.	Inner Qty.	Master Qty.
B 35413	7/8" - 14UNF - 2A	5/8"	0.9200	1	54

**Pressure Relief Valve Features:**

- Working temperature range (TS): -40°F/300°F, -40°/149°C
- Designed primarily for use on liquid receiver applications above the liquid refrigerant level (consult factory before the valves are used on other applications)
- Satisfy ASHRAE Standard 15 code requirements for a refrigerant vessel safety device (Application information can be found in ASHRAE Guide and Data Book)
- CE Certified, CRN, Compatible with all CFC, HCFC and HFC refrigerants and oils

**Prefixes for standard settings:**

- AD/BD = 235 psig.
- AG/BG = 350 psig.
- AJ/BJ = 425 psig.
- AW/BE = 300 psig.
- AH/BH = 400 psig.
- AJ/BJ = 450 psig.



### Pressure Relief Valves

Straight Thru - Straight Thread Inlet to NPTFI Outlet

Item No.	Size (in)	x Size(in)	Each Wt.	Inner Qty.	Master Qty.
B 34444	7/8" - 14UNF - 2A	3/4"	1.6100	1	28
B 34519	1-5/16" - 12UNF - 2S	1"	1.3700	1	28
B 34580	1-5/8" - 12UNF - 2A	1-1/4"	2.0000	1	15

#### Pressure Relief Valve Features:

- Working temperature range (TS): -40°F/300°F, -40°/149°C
- Designed primarily for use on liquid receiver applications above the liquid refrigerant level (consult factory before the valves are used on other applications)
- Satisfy ASHRAE Standard 15 code requirements for a refrigerant vessel safety device (Application information can be found in ASHRAE Guide and Data Book)
- Comply with ASME code for unfired pressure vessels
- Discharge rates are certified by National Board of Boiler & Pressure Vessel Inspectors
- Designed for maximum discharge capacities
- CE Certified, CRN, Compatible with all CFC, HCFC and HFC refrigerants and oils



### Pressure Relief Valves

Internal

Item No.	Size (in)	Each Wt.	Inner Qty.	Master Qty.
B 34425 *	3/4"	0.1600	1	120
A 17970	1"	0.2600	1	56
A 18473	1-1/2"	0.7800	1	20

#### Pressure Relief Valve Features:

- Working temperature range (TS): -40°F/300°F, -40°/149°C
- Designed primarily for use on liquid receiver applications above the liquid refrigerant level (consult factory before the valves are used on other applications)
- Satisfy ASHRAE Standard 15 code requirements for a refrigerant vessel safety device (Application information can be found in ASHRAE Guide and Data Book)
- Comply with ASME code for unfired pressure vessels
- Discharge rates are certified by National Board of Boiler & Pressure Vessel Inspectors
- Designed for maximum discharge capacities
- CE Certified, CRN, Compatible with all CFC, HCFC and HFC refrigerants and oils

#### Reference

- \* Hex, 150-700 PSI, CE Certified, CRN, Compatible with all CFC, HCFC and HFC refrigerants and oils. Compatible with R410A



### Pressure Relief Valves

Ball Isolation Valves for Pressure Release Valves

Item No.	NPTFE	NPTFI	Each Wt.	Inner Qty.	Master Qty.
B 35171C	1/2"	1/2	0.7000	1	40
B 35172	1"	1	1.8700	1	24

#### Ball Isolation Valve for Pressure Relief Valve Features:

- Maximum working pressure (PS): 700 psig, 48 bar
- Working temperature range (TS): -40°F/300°F, -40°C/149°C
- Compatible with all CFC, HCFC and HFC refrigerants and oils
- No flow restrictions to the attached relief valve circuit
- Full isolation of relief valve circuit for maintenance or replacement
- Various connections available
- Multiple cap options
- Tamper-proof wire lock

#### Prefixes for standard settings:

AD/BD = 235 psig.      AG/BG = 350 psig.      AJ/BJ = 425 psig.  
 AW/BE = 300 psig.      AH/BH = 400 psig.      AJ/BJ = 450 psig.



## Rupture Disc and Pressure Gauge

NPTFE x NPTFI

Item No.	Diameter	Each Wt.	Inner Qty.	Master Qty.
A 17971	1/2"	0.5100	1	72

### Rupture Disc and Pressure Gauge Features:

- Working temperature range (TS): -40°F/300°F, -40°/149°C
- Compatible with all CFC, HCFC and HFC refrigerants and oils
- CE Certified Category 4 Product, Certified to meet ASME Code
- One-piece brass construction
- Non-fragmenting rupture disc



## RELIEFMASTER® Change-Over Manifold

NPTFE x NPTFI

Item No.	Size (in)	x Size (in)	Each Wt.	Inner Qty.	Master Qty.
A 17921 *	1/2"	1/2"	1.2000	20	20
A 17922	3/4"	3/4"	1.2810	20	20
A 17923	1"	1"	4.5505	9	9
A 17924	1-1/4"	1-1/4"	5.6000	6	6

### RELIEFMASTER® Change-Over Manifold Features:

- Maximum working pressure (PS): 700 psig, 48 bar
- Working temperature range (TS): -40°F/300°F, -40°C/149°C
- Compatible with all CFC, HCFC and HFC refrigerants and oils
- Allows easy replacement of attached relief valves and rupture discs while the system is operative
- Dual internal seat ensure complete isolation of individual circuits Available with various inlet connections
- Multiple cap options available

#### Reference

- \* S 36284, Brass seal cap replacement



## RELIEFMASTER® Change-Over Manifold

NPTFI x NPTFI

Item No.	Size (in)	x Size (in)	Each Wt.	Inner Qty.	Master Qty.
B 35273	1-1/4"	1-1/4"	6.0000	6	6

### RELIEFMASTER® Change-Over Manifold Features:

- Maximum working pressure (PS): 700 psig, 48 bar
- Working temperature range (TS): -40°F/300°F, -40°C/149°C
- Compatible with all CFC, HCFC and HFC refrigerants and oils
- Allows easy replacement of attached relief valves and rupture discs while the system is operative.
- Dual internal seat ensure complete isolation of individual circuits
- Available with various inlet connections
- Multiple cap options available

#### Prefixes for standard settings:

AD/BD = 235 psig.      AG/BG = 350 psig.      AJ/BJ = 425 psig.  
 AW/BE = 300 psig.      AH/BH = 400 psig.      AJ/BJ = 450 psig.





**RELIEFMASTER®  
Change-Over Manifold**  
Straight Thread

Item No.	Size (in)	x Size (in)	Each Wt.	Inner Qty.	Master Qty.
B 34550*	7/8" - 14UNF 2A	7/8" - 14UNF 2B	1.4630	20	20
B 34559	1-5/16" - 12UNF 2A	1-5/16" - 12UNF 2B	3.1350	9	9
B 34654	1-5/8" - 12UNF 2A	1-5/8" - 12UNF 2B	3.6435	6	6

**RELIEFMASTER® Change-Over Manifold Features:**

- Maximum working pressure (PS): 700 psig, 48 bar
- Working temperature range (TS): -40°F/300°F, -40°C/149°C
- Compatible with all CFC, HCFC and HFC refrigerants and oils
- Allows easy replacement of attached relief valves and rupture discs while the system is operative
- Dual internal seat ensure complete isolation of individual circuits
- Available with various inlet connections
- Multiple cap options available

**Reference**

- \* S 36284, Brass Seal Cap replacement

**Prefixes for standard settings:**

AD/BD = 235 psig.      AG/BG = 350 psig.      AJ/BJ = 425 psig.  
 AW/BE = 300 psig.      AH/BH = 400 psig.      AJ/BJ = 450 psig.

*Streamline*<sup>®</sup>

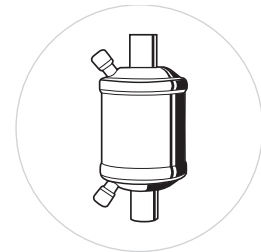
ENGINEERED FROM QUALITY MATERIALS TO EXACTING SPECIFICATIONS FOR PRECISION FIT, LONG LIFE AND  
**RELIABLE SYSTEM PROTECTION.**



# PROTECTION DEVICES




▶ Streamline® protection devices include filter driers, sight glasses and strainers engineered to perform reliably in extreme environments. Like all Streamline products, each is built from the highest quality materials to exacting specifications for precision fit and long service life.



- Filter Driers
- Sight Glasses/Moisture Indicators
- Strainers

*Streamline*®

# FILTER DRIERS



Streamline DRYMASTER® filter driers provide guaranteed durability in the most aggressive environmental applications. Designed to meet the requirements of high-pressure refrigerants while providing maximum protection from contaminants, Streamline filter driers are high-retention filters for removal of particulate as small as 25 microns. Features include high pressure shell and connections and powder paint finish approved for marine applications.



**Filter Driers**  
Liquid Line Flare



Item No.	Universal Part No.	x Size (in)	Each Wt.	Inner Qty.	Master Qty.
A 16600	FL-032	1/4"	0.4830	1	24
A 16601	FL-033	3/8"	0.5570	1	24
A 16606	FL-052	1/4"	0.7830	1	24
A 16607	FL-053	3/8"	0.8658	1	25
A 16608	FL-082	1/4"	1.0086	1	16
A 16609	FL-083	3/8"	1.0826	1	16
A 16610	FL-084	1/2"	1.1486	1	25
A 16612	FL-162	1/4"	1.8803	1	12
A 16613	FL-163	3/8"	2.0431	1	12
A 16614	FL-164	1/2"	2.0953	1	12
A 16615	FL-165	5/8"	2.2051	1	12
A 16618	FL-303	3/8"	3.3323	1	10
A 16619	FL-304	1/2"	3.3983	1	10
A 16620	FL-305	5/8"	3.5003	1	10
A 16623	FL-413	3/8"	3.9275	1	10
A 16624	FL-414	1/2"	3.7315	1	8
A 16625	FL-415	5/8"	3.8373	1	8

### DRYMASTER® Filter Drier Features:

- Driers are UL/cUL Listed and CE Certified for maximum working pressures up to 667 psig.
- Maximum working temperature: 160°F/70°C
- Liquid Line models offer solid core design, composed of 80% molecular sieves, 20% activated alumina for exceptional moisture and acid removal
- Compatible with all CFC, HCFC and HFC refrigerants and oils, and refrigerants requiring XHII desiccant
- UL/cUL Listed, CE Certified



**Filter Driers**  
Liquid Line Solder



Item No.	Universal Part No.	x Size (in)	Each Wt.	Inner Qty.	Master Qty.
A 16640	SD-032	1/4"	0.4318	1	24
A 16641	SD-033	3/8"	0.4848	1	24
A 16646	SD-052	1/4"	0.7352	1	24
A 16647	SD-053	3/8"	0.7824	1	24
A 16648	SD-082	1/4"	0.9574	1	16
A 16649	SD-083	3/8"	1.0104	1	16
A 16650	SD-084	1/2"	1.0201	1	25
A 16653	SD-163	3/8"	1.8821	1	12
A 16654	SD-164	1/2"	1.8906	1	12
A 16655	SD-165	5/8"	1.8759	1	12
A 16657	SD-166	3/4"	1.9650	1	15
A 16656	SD-167	7/8"	2.0586	1	15
A 16658	SD-303	3/8"	3.2780	1	10
A 16659	SD-304	1/2"	3.2344	1	10
A 16660	SD-305	5/8"	3.2736	1	10
A 16662	SD-307	7/8"	3.5070	1	10
A 16661	SD-309	1-1/8"	3.3012	1	10
A 16663	SD-413	3/8"	3.8553	1	16
A 16664	SD-414	1/2"	3.5805	1	16
A 16665	SD-415	5/8"	3.6105	1	8
A 16667	SD-417	7/8"	3.7612	1	8

**DRYMASTER® Filter Drier Features:**

- Driers are UL/cUL Listed and CE Certified for maximum working pressures up to 667 psig.
- Maximum working temperature: 160°F/70°C
- Liquid Line models offer solid core design, composed of 80% molecular sieves, 20% activated alumina for exceptional moisture and acid removal
- Compatible with all CFC, HCFC and HFC refrigerants and oils, and refrigerants requiring XHIII desiccant
- UL/cUL Listed, CE Certified



**Filter Driers**  
Suction Line Flare



Item No.	Universal Part No.	x Size (in)	Each Wt.	Inner Qty.	Master Qty.
A 17225	DFD-164-TT	1/2"	2.1384	1	12
A 17226	DFD-165-TT	5/8"	2.2424	1	12

**DRYMASTER® Filter Drier Features:**

- Driers are UL/cUL Listed and CE Certified for maximum working pressures up to 508 psig.
- Maximum working temperature: 160°F/70°C
- Suction Line (burnout) models offer a solid core design, composed of 70% activated alumina, 30% molecular sieves, for exceptional moisture and acid removal
- Compatible with all CFC, HCFC and HFC refrigerants and oils, and refrigerants requiring XHIII desiccant
- UL/cUL Listed, CE Certified



**Filter Driers**  
Suction Line Solder



Item No.	Universal Part No.	x Size (in)	Each Wt.	Inner Qty.	Master Qty.
A 17224	FDS-164-TT	1/2"	2.9949	1	12
A 17227	FDS-165-TT	5/8"	1.9472	1	12
A 17228	FDS-166-TT	3/4"	1.9980	1	12
A 17229	FDS-167-TT	7/8"	2.0081	1	12
A 17230	FDS-169-TT	1-1/8"	2.1122	1	12
A 17231	FDS-309-TT	1-1/8"	3.1305	1	10
A 17300	FDS-305-TT	5/8"	2.9931	1	10
A 17301	FDS-306-TT	3/4"	3.0339	1	10
A 17302	FDS-307-TT	7/8"	3.0559	1	10
A 17233	FDS-3013-TT	1-5/8"	3.4029	1	6

**DRYMASTER® Filter Drier Features:**

- Driers are UL/cUL Listed and CE Certified for maximum working pressures up to 508 psig.
- Maximum working temperature: 160°F/70°C
- Suction Line (burnout) models offer a solid core design, composed of 70% activated alumina, 30% molecular sieves, for exceptional moisture and acid removal
- Compatible with all CFC, HCFC and HFC refrigerants and oils, and refrigerants requiring XHIII desiccant
- UL/cUL Listed, CE Certified



**Heat Pump Driers**  
Flare Connection



Item No.	Universal Part No.	x Size (in)	Each Wt.	Inner Qty.	Master Qty.
A 17388	HPF-083	3/8"	1.5000	1	16
A 17390	HPF-163	3/8"	1.7500	1	12
A 17983	HPF-164	1/2"	2.2250	1	12
A 17984	HPF-165	5/8"	2.1790	1	12

**DRYMASTER® Heat Pump Drier Features:**

- Driers are UL/cUL Listed and CE Certified for maximum working pressures up to 667 psig.
- Maximum working temperature: 160°F/70°C
- Compatible with all CFC, HCFC and HFC refrigerants and oils, and refrigerants requiring XHII desiccant
- UL/cUL Listed, CE Certified



**Heat Pump Driers**  
Solder Connection



Item No.	Universal Part No.	x Size (in)	Each Wt.	Inner Qty.	Master Qty.
A 17389	HPS-083	3/8"	1.5000	1	16
A 17391	HPS-163	3/8"	3.1000	1	12
A 17392	HPS-164	1/2"	3.1000	1	12
A 17985	HPS-165	5/8"	3.1000	1	12

**DRYMASTER® Heat Pump Drier Features:**

- Driers are UL/cUL Listed and CE Certified for maximum working pressures up to 667 psig.
- Maximum working temperature: 160°F/70°C
- Compatible with all CFC, HCFC and HFC refrigerants and oils, and refrigerants requiring XHII desiccant
- UL/cUL Listed, CE Certified



**DRYMASTER® Filter Drier Cores**  
48 Cubic Inch

Item No.	Universal Part No.	x Size (in)	Each Wt.	Inner Qty.	Master Qty.
P 36818	48-CGH	48 Cu. In.	1.6800	1	10
P 36819	48-CGM	48 Cu. In.	N/A	1	10

**DRYMASTER® Filter Drier Core Features:**

- Universal replacement for 48 cubic inch filter drier cores
- **P 36818:** 48-CGH High Capacity Core offers 100% molecular sieve composition for high drying capacity
- **P 36819:** 48-CGH Molecular Sieve Core offers 80% molecular sieve and 20% activated alumina composition designed for polyester oils
- For use on liquid or suction line of system
- Compatible with all CFC, HCFC and HFC refrigerants and oils
- Each core is packaged with filter pads and gasket set





**DRYMASTER® Filter Driers**  
Replaceable Core Shells



Item No.	Size (in)	Core Size.	No. of Cores
A 18583	5/8"	48	1
A 18584	7/8"	48	1
A 18585	1-1/8"	48	1
A 18586	1-3/8"	48	1
A 18587	1-5/8"	48	1
A 18588	2-1/8"	48	1
A 18589	7/8"	96	2
A 18590	1-1/8"	96	2
A 18591	1-3/8"	96	2
A 18592	1-5/8"	96	2
A 18593	2-1/8"	96	2
A 18604	1-1/8"	144	3
A 18605	1-3/8"	144	3
A 18606	1-5/8"	144	3
A 18607	2-1/8"	144	3
A 18608	1-3/8"	192	4
A 18609	1-5/8"	192	4
A 18610	2-1/8"	192	4

**DRYMASTER® Replaceable Core Shell Features:**

- For use in liquid and suction lines
- Compatible with all fluorinated refrigerants
- Powder coat withstands 500 hour salt spray per ASTM B 117
- Pressure rating of 700 psi
- UL/cUL and CE certifications
- RoHS compliant
- Slotted Aluminum lid for ease of assembly
- Stainless Steel bolts and plug

# SIGHT GLASS / MOISTURE INDICATORS



Streamline's sight glasses provide accurate identification and better visibility of system conditions through a large viewing window with indicator. Designed for maximum flow and minimum pressure drop, the hermetically sealed models are built of solid brass for connection size 1/4" to 7/8". Larger connection sizes, 1-1/8" to 2-1/8", are available in a copper-bodied design.



- Maximum working pressure (PS): 700 psig, 48 bar
- Working temperature range (TS): -40°F/185°F, -40°C/85°C
- Compatible with all CFC, HCFC and HFC refrigerants & oils
- UL/cUL Recognized, CE Certified
- Designed for maximum flow and minimum pressure drop
- Large viewing window and indicator for better visibility
- Provides accurate identification of system conditions




## Sight Glass / Moisture Indicators

Hermetically Sealed, Solder x Solder  
Extended Tube,  
Solid Brass Construction



Item No.	Size (in)	Each Wt.	Inner Qty.	Master Qty.
A 18114	1/4"	0.3050	1	56
A 18115	3/8"	0.3800	1	56
A 18116	1/2"	0.4950	1	56
A 18117	5/8"	0.5200	1	56
A 18118	3/4"	0.5600	1	48
A 18119	7/8"	0.4080	1	48



## Sight Glass / Moisture Indicators

Replaceable Element, Copper Body  
Solder x Solder



Item No.	Size (in)	Each Wt.	Inner Qty.	Master Qty.
A 18124	1-1/8"	0.6700	1	N/A
A 18125	1-3/8"	0.6700	1	N/A
A 18126	1-5/8"	0.6700	1	N/A
A 18127	2-1/8"	0.6700	1	N/A



## Sight Glass / Moisture Indicators

Hermetically Sealed, Solder x Solder  
Extended Tube  
Copper Body



Item No.	Size (in)	Each Wt.	Inner Qty.	Master Qty.
A 18120	1-1/8"	0.5850	1	48
A 18121	1-3/8"	0.7530	1	24
A 18122	1-5/8"	1.0050	1	24
A 18123	2-1/8"	1.4000	1	20



## Sight Glass / Moisture Indicators

Hermetically Sealed, Flare x Flare  
Solid Brass Construction



Item No.	Size (in)	Each Wt.	Inner Qty.	Master Qty.
A 18101	1/4"	0.3300	1	54
A 18102	3/8"	0.3800	1	54
A 18103	1/2"	0.5200	1	54
A 18104	5/8"	0.5400	1	54



**Sight Glass / Moisture Indicators**

Hermetically Sealed, Flare x Swivel  
Solid Brass Construction



Item No.	Size (in)	Each Wt.	Inner Qty.	Master Qty.
A 18110	1/4"	0.3500	1	N/A
A 18111	3/8"	0.3800	1	N/A
A 18112	1/2"	0.5600	1	N/A
A 18113	5/8"	0.6300	1	N/A



**Sight Glass / Moisture Indicators**

Hermetically Sealed, M x F Flare  
Solid Brass Construction



Item No.	Size (in)	Each Wt.	Inner Qty.	Master Qty.
A 18106	1/4"	0.3200	1	N/A
A 18107	3/8"	0.4700	1	N/A
A 18108	1/2"	0.4700	1	N/A

# STRAINERS



Streamline's innovative design for strainers incorporates forged brass construction with multiple screen options to provide solutions for both refrigeration and water system needs.



- Maximum working pressure (PS): 700 psig, 48 bar
- Working temperature range (TS): -40°F/185°F, -40°C/85°C
- UL/cUL Listed, CE Certified
- Compatible with all CFC, HCFC and HFC refrigerants and oils



**Strainers**  
Copper Inline



Item No.	Size (in)	Each Wt.	Inner Qty.	Master Qty.
A18025	3/8"	0.06	25	400



**Strainers**  
Brass Y Type NPT Connection  
Forged brass construction



Item No.	Size (in)	Screen Mesh	Each Wt.	Inner Qty.	Master Qty.
ASF18071	3/8"	20	NA	NA	NA
ASH18071	3/8"	50	NA	NA	NA
ASK18071	3/8"	100	NA	NA	NA
ASF18073	1/2"	20	NA	NA	NA
ASH18073	1/2"	50	NA	NA	NA
ASK18073	1/2"	100	NA	NA	NA



**Strainers**  
Brass Y Type ODS Connection  
Forged Brass Construction



Item No.	Size (in)	Screen Mesh	Each Wt.	Inner Qty.	Master Qty.
ASF18070	3/8"	20	NA	NA	NA
ASH18070	3/8"	50	NA	NA	NA
ASK18070	3/8"	100	NA	NA	NA
ASF18072	1/2"	20	NA	NA	NA
ASH18072	1/2"	50	NA	NA	NA
ASK18072	1/2"	100	NA	NA	NA
ASF18074	5/8"	20	NA	NA	NA
ASH18074	5/8"	50	NA	NA	NA
ASK18074	5/8"	100	NA	NA	NA

# INDEX BY DESCRIPTION

## TUBE & PIPE

### Copper Tube

Copper Tube - Plumbing	.8
Copper Tube - Refrigeration	.9
Plastic-Coated Copper Tube	.10
Level Wound Tube	.11

Line Sets	.12-14
-----------	--------

ABS DWV Pipe	.15
--------------	-----

### SOLDER-JOINT COPPER FITTINGS

45° Elbow	.21
90° Elbow	.22-23
Adapter	.18-19
Bushing	.19-20
Cap	.20
Copper Tube Strap	.27
Coupling	.20-21
Fitting Reducer	.23-24
Hanger	.27
Plug	.24
P-Trap	.24
Return Bend	.25
Tee	.25-27
Union	.27

### BRASS 45° FLARE FITTINGS AND FLANGES

90° Elbow	.30-31
Bushing	.32
Connectors	.33-35
Flare Gasket	.30
Flare Seal Bonnet	.30
Flange	.35
Flare Seal Cap	.32
Gasket	.35
Half Union	.33-34
Plug	.32
Swivel Union	.34
Flare Extension	.35
Flare Union	.34
Internal Flare Union	.34
Reducing Union	.34
Refrigerant Drum Adapter	.31
Tee	.32-33

## PLASTIC FITTINGS

### PVC Schedule 40 Pressure Fittings

45° Elbow	.40
90° Elbow	.39-40
Adapter	.41-45
Bushing	.42
Cap	.42-43
Coupling	.40-41
Cross	.40
Deep Socket Coupling	.43
Plug	.43
P-Trap	.43
R-Trap	.43
Riser	.41
Tee	.38-39
Union	.43

### ABS DWV Fittings

Adapter	.44-47
Bushing	.46
Cap	.46-47
Closet Flange	.55-56
Coupling	.44, 47
Drum trap	.55
Elbows	.48-50
Nut	.47, 57
Pipe Increaser	.44
Plug	.45-46
P-Trap	.54
Return Bend	.54
Swivel Tray Plug Adapter	.56-57
Tee	.50-52
Trap Adapter	.44-45
Washer	.47
Wye	.52-54

### PCV DWV Fittings

Adapter	.58-61, 68
Bushing	.60-61
Cap	.60
Closet Flange	.69-70
Coupling	.58, 61
Drum Trap	.69
Elbows	.62-64
Nut	.62
Pipe Increaser/Reducer	.58
Plug	.59-60
P-Trap	.69
Return Bend	.58
Tee	.64-66
Trap Adapter	.58-59
Wye	.66-68

## REFRIGERATION VALVES

Ball Valves	.74-78
Check Valves	.79-78
Compressor Valves	.81-82
Packed Line Valves	.83-84
Packless Diaphragm Valves	.85
Angle Isolation Valves	.86
Relief Valves and Manifolds	.87-91

## PROTECTION DEVICES

Filter Driers	.94-97
Sight Glasses/Moisture Indicators	.98-99
Strainers	.100



► **TERMS OF SALE** Please visit [www.muellerindustries.com](http://www.muellerindustries.com)

 **NOTES**

---

---

---

---

---

---

---

---

---

---

---

---

---

---

---

---

---

---

---

---

---

---

---

---

---

---

---

---

---

---

---

---





*Streamline*<sup>®</sup>  
Tube • Fittings • Valves

Mueller Streamline Co. • 8285 Tournament Drive, Suite 150 • Memphis, TN 38125 • [www.muellerindustries.com](http://www.muellerindustries.com)  
HVAC & Refrigeration Customer Service: 800.846.9750

