

Webstone

VALVE INNOVATION

LOW PRESSURE VALVES



**QUALITY AND COMMITMENT
TO TECHNOLOGY AND SERVICE SINCE 1954**

Gate Valves

Forged Brass Gate Valves Hard Seat

**200 WOG/125 WSP
ISO 9001**



IPS

Materials

Item	Size	CTN/CS	Description	Materials
10132	1/2"	10/100	Body	Brass
10133	3/4"	10/100	Gate	Brass
10134	1"	5/50	Stem Assembly	Brass
10135	1 1/4"	5/30	Bonnet	Brass
10136	1 1/2"	2/30	Stem Seal	PTFE
10137	2"	2/20	Bonnet Nut	Brass
10138	2 1/2"	1/10	Handwheel	Cast Iron
10139	3"	1/10	Name Plate	Aluminum
10140	4"	1/4	Handle Nut	Steel

FOR DESIGNER / ENGINEER APPROVAL

Job/Customer _____ Date _____ Contractor _____
 Model Specified _____ Qty _____ Approved By _____
 Designer/Engineer _____ Date _____ Contractor's PO # _____
 Submitted by _____ Date _____ Other _____

Forged Brass Gate Valves Hard Seat

**200 WOG/125 WSP
ISO 9001**



CxC

Materials

Item	Size	CTN/CS	Description	Materials
10232	1/2"	10/100	Body	Brass
10233	3/4"	10/100	Gate	Brass
10234	1"	5/50	Stem Assembly	Brass
10235	1 1/4"	5/40	Bonnet	Brass
10236	1 1/2"	2/30	Stem Seal	PTFE
10237	2"	2/20	Bonnet Nut	Brass
			Handwheel	Cast Iron
			Name Plate	Aluminum
			Handle Nut	Steel

FOR DESIGNER / ENGINEER APPROVAL

Job/Customer _____ Date _____ Contractor _____
 Model Specified _____ Qty _____ Approved By _____
 Designer/Engineer _____ Date _____ Contractor's PO # _____
 Submitted by _____ Date _____ Other _____

Heavy Pattern Brass Gate Valves Hard Seat

**300 WOG/150 WSP
ISO 9001**



IPS

Materials


Item	Size	CTN/CS	Description	Materials
10150	1/4"	10/60	Body	Brass
10151	3/8"	10/60	Gate	Brass
10152	1/2"	10/80	Stem Assembly	Brass
10153	3/4"	10/60	Bonnet	Brass
10154	1"	5/60	Stem Seal	PTFE
10155	1 1/4"	5/40	Bonnet Nut	Brass
10156	1 1/2"	5/30	Handwheel	Cast Iron
10157	2"	2/12	Name Plate	Aluminum
10158	2 1/2"	1/6	Handle Nut	Steel
10159	3"	1/6		
10160	4"	1/4		

FOR DESIGNER / ENGINEER APPROVAL

Job/Customer _____ Date _____ Contractor _____
 Model Specified _____ Qty _____ Approved By _____
 Designer/Engineer _____ Date _____ Contractor's PO # _____
 Submitted by _____ Date _____ Other _____

Heavy Pattern Brass Gate Valves Hard Seat

**300 WOG/150 WSP
ISO 9001**



CxC

Materials

Item	Size	CTN/CS	Description	Materials
10252	1/2"	10/60	Body	Brass
10253	3/4"	10/80	Gate	Brass
10254	1"	5/60	Stem Assembly	Brass
10255	1 1/4"	5/40	Bonnet	Brass
10256	1 1/2"	5/30	Stem Seal	PTFE
10257	2"	2/12	Bonnet Nut	Brass
			Handwheel	Cast Iron
			Name Plate	Aluminum
			Handle Nut	Steel

FOR DESIGNER / ENGINEER APPROVAL

Job/Customer _____ Date _____ Contractor _____
 Model Specified _____ Qty _____ Approved By _____
 Designer/Engineer _____ Date _____ Contractor's PO # _____
 Submitted by _____ Date _____ Other _____

Heavy Pattern Bronze Gate Valves
Hard Seat

300 WOG/150 WSP
ISO 9001



IPS

Item	Size	CTN/CS	Description	Materials
10102	1/2"	10/100	Body	Bronze
10103	3/4"	6/60	Gate	Bronze
10104	1"	5/40	Stem Assembly	Bronze
10105	1 1/4"	5/30	Bonnet	Bronze
10106	1 1/2"	4/24	Stem Seal	PTFE
10107	2"	4/16	Bonnet Nut	Brass
10108	2 1/2"	2/8	Handwheel	Cast Iron
10109	3"	1/6	Name Plate	Aluminum
10110	4"	1/4	Handle Nut	Steel

Materials

FOR DESIGNER / ENGINEER APPROVAL

Job/Customer _____ Date _____ Contractor _____
 Model Specified _____ Qty _____ Approved By _____
 Designer/Engineer _____ Date _____ Contractor's PO # _____
 Submitted by _____ Date _____ Other _____

Y-Strainer

"Y" Strainer Bronze
20 Mesh Screen

300 WOG/150 WSP
MAX TEMP 366° F
ISO 9001



IPS

Item	Size	CTN/CS	Description	Materials
10562	1/2"	12/60	Body	Bronze
10563	3/4"	8/48	Cap	Bronze
10564	1"	8/32	Screen	Stainless Steel
10565	1 1/4"	6/24	Gasket	Fiber
10566	1 1/2"	2/16	Plug	Bronze
10567	2"	2/8		
10569	3"	1/4		

Materials

FOR DESIGNER / ENGINEER APPROVAL

Job/Customer _____ Date _____ Contractor _____
 Model Specified _____ Qty _____ Approved By _____
 Designer/Engineer _____ Date _____ Contractor's PO # _____
 Submitted by _____ Date _____ Other _____

Try A Gate Valve in Pro-Connect™ Universal

Forged Brass Gate Valves
w/ 2" Machine Soldered Copper Extensions

Ready for Use with Solder,
Crimp, or Push Connections

Hard Seat
200 WOG/125 WSP

Item	Size
10232X2	1/2"
10233X2	3/4"
10234X2	1"
10235X2	1 1/4"
10236X2	1 1/2"
10237X2	2"

Hard Seat
300 WOG/150 WSP

Item	Size
10252X2	1/2"
10253X2	3/4"
10254X2	1"
10255X2	1 1/4"
10256X2	1 1/2"
10257X2	2"



100% Tested, Deburred, Cleaned & Capped
Assuring a Perfect Fit Every Time.



Check Valves

B62 Bronze Swing Check Valves Hard Seat

300 WOG/150 WSP
MAX TEMP 366° F
ISO 9001



IPS

Materials

Item	Size	CTN/CS	Description	Materials
10501	3/8"	10/120	Body	Bronze
10502	1/2"	10/120	Cap	Bronze
10503	3/4"	10/80	Disc	Bronze
10504	1"	5/60	Disc Pin	Brass
10505	1 1/4"	5/40	Hinge Cap	Brass
10506	1 1/2"	5/30		
10507	2"	2/24		
10508	2 1/2"	1/12		
10509	3"	1/8		
10510	4"	1/4		

FOR DESIGNER / ENGINEER APPROVAL

Job/Customer _____ Date _____ Contractor _____
 Model Specified _____ Qty _____ Approved By _____
 Designer/Engineer _____ Date _____ Contractor's PO # _____
 Submitted by _____ Date _____ Other _____

Forged Brass Swing Check Valves Hard Seat

200 WOG/125 WSP
MAX TEMP 350° F
ISO 9001



IPS

Materials

Item	Size	CTN/CS	Description	Materials
10540	1/4"	12/120	Body	Brass
10541	3/8"	10/120	Cap	Brass
10542	1/2"	10/120	Disc	Brass
10543	3/4"	10/80	Disc Pin	Brass
10544	1"	5/60	Hinge Cap	Brass
10545	1 1/4"	5/40		
10546	1 1/2"	5/30		
10547	2"	2/12		
10548	2 1/2"	2/8		
10549	3"	1/8		
10550	4"	1/4		

FOR DESIGNER / ENGINEER APPROVAL

Job/Customer _____ Date _____ Contractor _____
 Model Specified _____ Qty _____ Approved By _____
 Designer/Engineer _____ Date _____ Contractor's PO # _____
 Submitted by _____ Date _____ Other _____

Forged Brass Swing Check Valves Hard Seat

200 WOG/125 WSP
MAX TEMP 366° F
ISO 9001



CxC

Materials

Item	Size	CTN/CS	Description	Materials
10622	1/2"	10/120	Body	Brass
10623	3/4"	10/80	Cap	Brass
10624	1"	5/60	Disc	Brass
10625	1 1/4"	5/40	Disc Pin	Brass
10626	1 1/2"	5/30	Hinge Cap	Brass
10627	2"	2/24		

FOR DESIGNER / ENGINEER APPROVAL

Job/Customer _____ Date _____ Contractor _____
 Model Specified _____ Qty _____ Approved By _____
 Designer/Engineer _____ Date _____ Contractor's PO # _____
 Submitted by _____ Date _____ Other _____

Cast Brass Swing Check Valves Soft Seat

200 WOG/125 WSP
MAX TEMP 350° F
ISO 9001



IPS

Materials

Item	Size	CTN/CS	Description	Materials
10522	1/2"	12/120	Body	Brass
10523	3/4"	10/80	Cap	Brass
10524	1"	5/60	Disc	Brass
10525	1 1/4"	5/40	Disc Pin	Brass
10526	1 1/2"	5/30	Hinge Cap	Brass
10527	2"	2/24	Seat	Rubber

FOR DESIGNER / ENGINEER APPROVAL

Job/Customer _____ Date _____ Contractor _____
 Model Specified _____ Qty _____ Approved By _____
 Designer/Engineer _____ Date _____ Contractor's PO # _____
 Submitted by _____ Date _____ Other _____

The Isolator® Double Flanged Check
Forged Brass Check Valve w/ Rotating Flange End



150 PSI @ 200 °F
ISO 9001
PATENTS PENDING



Flange x Rotating Flange Materials

Item	Size	CTN/CS	Description	Materials
13706HV	1 1/2" or 2"	1/10	Flange Body	Brass
			Check Valve Body	ABS
			O-Ring Inner Seal	NBR
			Spring	Stainless Steel
			Poppet	ABS
			O-Ring Outer Seal	NBR
			Retaining Ring	Sainless Steel
			Rotating Flange	Brass
			Rotating Flange Ring	Sainless Steel
			Flange Nut & Bolts	Steel ZP

FOR DESIGNER / ENGINEER APPROVAL

Job/Customer _____ Date _____ Contractor _____
 Model Specified _____ Qty _____ Approved By _____
 Designer/Engineer _____ Date _____ Contractor's PO # _____
 Submitted by _____ Date _____ Other _____

Brass In-Line Spring Check Valves
316 Stainless Steel Spring - Celcon Poppet - Soft Seat

300 PSI
ISO 9001



IPS Materials

Item	Size	CTN/CS	Description	Materials
10701	3/8"	60/240	Body	Brass
10702	1/2"	10/100	End Cap (3/4"-2")	Brass
10703	3/4"	7/70	Spring	Stainless Steel
10704	1"	5/50	Poppet	Celcon
10705	1 1/4"	5/40	Seat	Rubber
10706	1 1/2"	5/30		
10707	2"	2/20		

FOR DESIGNER / ENGINEER APPROVAL

Job/Customer _____ Date _____ Contractor _____
 Model Specified _____ Qty _____ Approved By _____
 Designer/Engineer _____ Date _____ Contractor's PO # _____
 Submitted by _____ Date _____ Other _____

Try A Check Valve in PRO-CONNECT™ Universal

Forged Brass Swing Check Valves
w/ 2" Machine Soldered Copper Extensions

Ready for Use with Solder,
Crimp, or Push Connections

Hard Seat
200 WOG/125 WSP

Item	Size
10622X2	1/2"
10623X2	3/4"
10624X2	1"
10625X2	1 1/4"
10626X2	1 1/2"
10627X2	2"



100% Tested, Deburred, Cleaned & Capped
Assuring a Perfect Fit Every Time.



Globe Valves

Brass Globe Valves Hard Seat



**200 WOG/125 WSP
ISO 9001**

IPS

Item	Size	CTN/CS	Description	Materials
10400	1/4"	10/120	Body	Brass
10401	3/8"	10/120	Bonnet	Brass
10402	1/2"	10/120	Stem	Brass
10403	3/4"	10/80	Seat	Brass
10404	1"	5/40	Stem Packing	Rubber
10405	1 1/4"	5/30	Bonnet Nut	Brass
10406	1 1/2"	4/24	Handwheel	Cast Iron
10407	2"	2/16	Name Plate Handle Nut	Aluminum Steel

FOR DESIGNER / ENGINEER APPROVAL

Job/Customer _____ Date _____ Contractor _____
 Model Specified _____ Qty _____ Approved By _____
 Designer/Engineer _____ Date _____ Contractor's PO # _____
 Submitted by _____ Date _____ Other _____

Brass Stop Valves (Globe) Soft Seat



**125 WOG
ISO 9001**

IPS

Item	Size	CTN/CS	Description	Materials
11802	1/2"	12/72	Body	Brass
11803	3/4"	12/72	Bonnet	Brass
11804	1"	5/40	Stem	Brass
11805	1 1/4"	5/30	Seat	Rubber
11806	1 1/2"	4/24	Retaining Screw	Brass
11807	2"	2/16	Stem Packing Bonnet Nut Handwheel Name Plate Handle Nut	Rubber Brass Cast Iron Aluminum Steel

FOR DESIGNER / ENGINEER APPROVAL

Job/Customer _____ Date _____ Contractor _____
 Model Specified _____ Qty _____ Approved By _____
 Designer/Engineer _____ Date _____ Contractor's PO # _____
 Submitted by _____ Date _____ Other _____

Brass Stop Valves (Globe) Soft Seat



**125 WOG
ISO 9001**

CxC

Item	Size	CTN/CS	Description	Materials
11822	1/2"	12/72	Body	Brass
11823	3/4"	12/72	Bonnet	Brass
			Stem	Brass
			Seat	Rubber
			Stem Packing	Rubber
			Bonnet Nut	Brass
			Handwheel	Cast Iron
			Name Plate	Aluminum
			Handle Nut	Steel

FOR DESIGNER / ENGINEER APPROVAL

Job/Customer _____ Date _____ Contractor _____
 Model Specified _____ Qty _____ Approved By _____
 Designer/Engineer _____ Date _____ Contractor's PO # _____
 Submitted by _____ Date _____ Other _____

Brass Stop Valves (Globe) Soft Seat



**125 WOG
ISO 9001**

Compression

Item	Size	CTN/CS	Description	Materials
11882	1/2"	12/72	Body	Brass
11883	3/4"	12/72	Bonnet	Brass
			Stem	Brass
			Seat	Rubber
			Retaining Screw	Brass
			Stem Packing	PTFE
			Bonnet Nut	Brass
			Handwheel	Cast Iron
			Name Plate	Aluminum
			Handle Nut	Steel
			Compression Nuts Ferrules	Brass Brass

FOR DESIGNER / ENGINEER APPROVAL

Job/Customer _____ Date _____ Contractor _____
 Model Specified _____ Qty _____ Approved By _____
 Designer/Engineer _____ Date _____ Contractor's PO # _____
 Submitted by _____ Date _____ Other _____

Brass Globe Valves
Soft Seat - Angle

125 WOG
ISO 9001



IPS

Materials

Item	Size	CTN/CS	Description	Materials
11854	1"	4/20	Body	Brass
11855	1 1/4"	2/10	Bonnet	Brass
11856	1 1/2"	2/10	Stem	Brass
11857	2"	2/10	Seat	Rubber
			Retaining Screw	Brass
			Stem Packing	Rubber
			Bonnet Nut	Brass
			Handwheel	Cast Iron
			Name Plate	Aluminum
			Handle Nut	Steel

FOR DESIGNER / ENGINEER APPROVAL

Job/Customer _____ Date _____ Contractor _____
 Model Specified _____ Qty _____ Approved By _____
 Designer/Engineer _____ Date _____ Contractor's PO # _____
 Submitted by _____ Date _____ Other _____

Brass Stop & Waste Valves (Globe)
Soft Seat

125 WOG
ISO 9001



IPS

Materials

Item	Size	CTN/CS	Description	Materials
11842	1/2"	12/72	Body	Brass
11843	3/4"	12/72	Bonnet	Brass
			Stem	Brass
			Seat	Rubber
			Retaining Screw	Brass
			Stem Packing	PTFE
			Bonnet Nut	Brass
			Handwheel	Cast Iron
			Name Plate	Aluminum
			Handle Nut	Steel
			Drain Cap	Brass w/ Rubber Washer

FOR DESIGNER / ENGINEER APPROVAL

Job/Customer _____ Date _____ Contractor _____
 Model Specified _____ Qty _____ Approved By _____
 Designer/Engineer _____ Date _____ Contractor's PO # _____
 Submitted by _____ Date _____ Other _____

Brass Stop & Waste Valves (Globe)
Soft Seat

125 WOG
ISO 9001



Cx C

Materials

Item	Size	CTN/CS	Description	Materials
11862	1/2"	12/72	Body	Brass
11863	3/4"	12/72	Bonnet	Brass
			Stem	Brass
			Seat	Rubber
			Retaining Screw	Brass
			Stem Packing	PTFE
			Bonnet Nut	Brass
			Handwheel	Cast Iron
			Name Plate	Aluminum
			Handle Nut	Steel
			Drain Cap	Brass w/ Rubber Washer

FOR DESIGNER / ENGINEER APPROVAL

Job/Customer _____ Date _____ Contractor _____
 Model Specified _____ Qty _____ Approved By _____
 Designer/Engineer _____ Date _____ Contractor's PO # _____
 Submitted by _____ Date _____ Other _____

Brass Stop & Waste Valves (Globe)
Soft Seat

125 WOG
ISO 9001



Compression

Materials

Item	Size	CTN/CS	Description	Materials
11872	1/2"	12/72	Body	Brass
11873	3/4"	12/72	Bonnet	Brass
			Stem	Brass
			Seat	Rubber
			Retaining Screw	Brass
			Stem Packing	PTFE
			Bonnet Nut	Brass
			Handwheel	Cast Iron
			Name Plate	Aluminum
			Handle Nut	Steel
			Drain Cap	Brass w/ Rubber Washer
			Compression Nuts	Brass
			Ferrules	Brass

FOR DESIGNER / ENGINEER APPROVAL

Job/Customer _____ Date _____ Contractor _____
 Model Specified _____ Qty _____ Approved By _____
 Designer/Engineer _____ Date _____ Contractor's PO # _____
 Submitted by _____ Date _____ Other _____

Boiler Drains

Brass Boiler Drains

**200 PSI
ISO 9001**



MIP x HOSE

Item	Size	CTN/CS
11702	1/2"	12/72
11703	3/4"	12/144

Materials

Description	Materials
Body	Brass
Bonnet	Brass
Bonnet Nut	Brass
Bonnet Washer	Aluminum
Bonnet Gasket	Rubber
Stem	Brass
Stem Seal	PTFE
Seat	Rubber
Retaining Screw	Brass
Handle	Cast Iron
Name Plate	Aluminum
Handle Nut	Steel

FIP x HOSE


Item	Size	CTN/CS
11707	1/2"	12/72
11708	3/4"	12/72

FOR DESIGNER / ENGINEER APPROVAL

Job/Customer _____ Date _____ Contractor _____
 Model Specified _____ Qty _____ Approved By _____
 Designer/Engineer _____ Date _____ Contractor's PO # _____
 Submitted by _____ Date _____ Other _____

Brass Boiler Drains w/ Stuffing Box

**200 PSI
ISO 9001**



MIP x HOSE (Hi-Flow)

Item	Size	CTN/CS
11700	1/2"	12/72
11701	3/4"	12/72

Materials

Description	Materials
Body	Brass
Bonnet	Brass
Bonnet Washer	Aluminum
Bonnet Gasket	Rubber
Packing Nut	Brass
Stem	Brass
Packing	PTFE
Seat	Rubber
Retaining Screw	Brass
Handle	Cast Iron
Name Plate	Aluminum
Handle Nut	Steel

MIP x HOSE

Item	Size	CTN/CS
11704	1/2"	12/72
11705	3/4"	12/72

FIP x HOSE

Item	Size	CTN/CS
11709	1/2"	12/72
11712	3/4"	12/72

FOR DESIGNER / ENGINEER APPROVAL

Job/Customer _____ Date _____ Contractor _____
 Model Specified _____ Qty _____ Approved By _____
 Designer/Engineer _____ Date _____ Contractor's PO # _____
 Submitted by _____ Date _____ Other _____

Brass Water Heater Drain Valve

**125 PSI
ISO 9001**



MIP x HOSE

Item	Size	CTN/CS
11710	3/4"	12/72

Materials

Description	Materials
Body	Brass
Bonnet	Brass
Bonnet Nut	Brass
Bonnet Gasket	Rubber
Stem	Brass
Stem Seal	PTFE
Seat	Rubber
Retaining Screw	Brass
Handle	Cast Iron
Name Plate	Aluminum
Handle Nut	Steel

FOR DESIGNER / ENGINEER APPROVAL

Job/Customer _____ Date _____ Contractor _____
 Model Specified _____ Qty _____ Approved By _____
 Designer/Engineer _____ Date _____ Contractor's PO # _____
 Submitted by _____ Date _____ Other _____

Brass Water Heater Drain Valve w/ Recirculating Elbow

**85 PSI
ISO 9001**



FIP x FIP x HOSE

Item	Size	CTN/CS
11711-T	3/4"	12/72

Materials

Description	Materials
Body	Brass
Bonnet	Brass
Bonnet Nut	Brass
Bonnet Gasket	Rubber
Stem	Brass
Stem Seal	PTFE
Seat	Rubber
Retaining Screw	Brass
Handle	Cast Iron
Name Plate	Aluminum
Handle Nut	Steel

FOR DESIGNER / ENGINEER APPROVAL

Job/Customer _____ Date _____ Contractor _____
 Model Specified _____ Qty _____ Approved By _____
 Designer/Engineer _____ Date _____ Contractor's PO # _____
 Submitted by _____ Date _____ Other _____

Sillcocks

Brass Sillcocks

**125 WOG
ISO 9001**



FIP x HOSE

Item	Size	CTN/CS
11892	1/2"	12/72
11893	3/4"	12/72

Materials

Description	Materials
Body	Brass
Bonnet	Brass
Bonnet Nut	Brass
Bonnet Gasket	Rubber
Stem	Brass
Stem Seal	PTFE
Seat	Rubber
Retaining Screw	Brass
Handle	Cast Iron
Name Plate	Aluminum
Handle Nut	Steel

FOR DESIGNER / ENGINEER APPROVAL

Job/Customer _____ Date _____ Contractor _____
 Model Specified _____ Qty _____ Approved By _____
 Designer/Engineer _____ Date _____ Contractor's PO # _____
 Submitted by _____ Date _____ Other _____

Brass Sillcock

**125 WOG
ISO 9001**



SWT x HOSE

Item	Size	CTN/CS
11884	1/2"	12/72

Materials

Description	Materials
Body	Brass
Bonnet	Brass
Bonnet Nut	Brass
Bonnet Gasket	Rubber
Stem	Brass
Stem Seal	PTFE
Seat	Rubber
Retaining Screw	Brass
Handle	Cast Iron
Name Plate	Aluminum
Handle Nut	Steel

FOR DESIGNER / ENGINEER APPROVAL

Job/Customer _____ Date _____ Contractor _____
 Model Specified _____ Qty _____ Approved By _____
 Designer/Engineer _____ Date _____ Contractor's PO # _____
 Submitted by _____ Date _____ Other _____

Brass Frost Free Sillcocks Chrome Plated

**125 WOG
ISO 9001**



1/2" MIP or 1/2" SWT x HOSE

Item	Size	CTN/CS
11810	4"	1/24
11812	6"	1/24
11814	8"	1/24
11816	10"	1/24
11818	12"	1/24
11820	14"	1/24

Materials

Description	Materials
Body	Brass
Stem	Brass
Seat	Rubber
Bonnet	Brass
Bonnet Washer	Aluminum
Bonnet Gasket	Rubber
Packing	Rubber
Flange Packing	Polyacetal
Handwheel	Zinc
Name Plate	Aluminum
Handle Bolt	Brass
Washer	Stainless Steel
Stem Pipe	Brass
Spring	Stainless Steel
Spring Seat	Brass
O-Ring	Rubber
Seat Holder	Brass
Retaining Screw	Brass
Flow Pipe	Brass
Nipple	Brass

3/4" MIP or 1/2" FIP x HOSE

Item	Size	CTN/CS
11815	8"	1/24
11817	10"	1/24
11819	12"	1/24

FOR DESIGNER / ENGINEER APPROVAL

Job/Customer _____ Date _____ Contractor _____
 Model Specified _____ Qty _____ Approved By _____
 Designer/Engineer _____ Date _____ Contractor's PO # _____
 Submitted by _____ Date _____ Other _____

Brass Frost Free Sillcocks Chrome Plated w/ Integral Vacuum Breaker

**125 WOG
ISO 9001**



1/2" MIP or 1/2" SWT x HOSE

Item	Size	CTN/CS
11832	6"	1/24
11834	8"	1/24
11836	10"	1/24
11838	12"	1/24

Materials

Description	Materials
Body	Brass
Stem	Brass
Seat	Rubber
Bonnet	Brass
Bonnet Washer	Aluminum
Bonnet Gasket	Rubber
Packing	Rubber
Flange Packing	Polyacetal
Handwheel	Zinc
Name Plate	Aluminum
Handle Bolt	Brass
Washer	Stainless Steel
Stem Pipe	Brass
Spring	Stainless Steel
Spring Seat	Brass
O-Ring	Rubber
Seat Holder	Brass
Retaining Screw	Brass
Flow Pipe	Brass
Nipple	Brass

Materials (Integral Vacuum Breaker)

Description	Materials
Cap	Brass
Body	ABS
Body O-Ring	Rubber
Poppet	ABS
Poppet Seat	Rubber

FOR DESIGNER / ENGINEER APPROVAL

Job/Customer _____ Date _____ Contractor _____
 Model Specified _____ Qty _____ Approved By _____
 Designer/Engineer _____ Date _____ Contractor's PO # _____
 Submitted by _____ Date _____ Other _____

Hose Bibbs

Forged Brass Hose Bibbs

Ball Valve Action

**125 WOG
ISO 9001**



MIP x HOSE (T-Handle)*

Item	Size	CTN/CS	Description	Materials
30314	1/2"	12/72	Body	Brass
30316	3/4"	12/72	End Cap	Brass

MIP x HOSE (Locking Handle)*

Item	Size	CTN/CS	Description	Materials
30312	1/2"	12/72	Ball	Hard CP Brass
30313	3/4"	12/72	Seats	PTFE
			Packing Nut	Brass
			Stem Seal	PTFE
			Handle	Aluminum (30314-6)
			Handle Screw	Steel (30312-3)
				Steel

*1/2" is MIP or SWT x Hose

FOR DESIGNER / ENGINEER APPROVAL

Job/Customer _____ Date _____ Contractor _____
 Model Specified _____ Qty _____ Approved By _____
 Designer/Engineer _____ Date _____ Contractor's PO # _____
 Submitted by _____ Date _____ Other _____

Brass Hose Bibbs

**125 WOG
ISO 9001**



MIP or SWT x Plain Spout

Item	Size	CTN/CS	Description	Materials
30201	1/2"	12/72	Body	Brass
			Bonnet Nut	Brass
			Bonnet Gasket	Rubber
			Stem	Brass
			Stem Seal	Rubber
			Seat	Rubber
			Washer	Brass
			Retaining Screw	Brass
			Handle	Zinc
			Handle Screw	Brass

MIP x HOSE

Item	Size	CTN/CS	Description	Materials
30216	1/2"	12/72	Body	Brass
30217	3/4"	12/72	Bonnet Nut	Brass

FOR DESIGNER / ENGINEER APPROVAL

Job/Customer _____ Date _____ Contractor _____
 Model Specified _____ Qty _____ Approved By _____
 Designer/Engineer _____ Date _____ Contractor's PO # _____
 Submitted by _____ Date _____ Other _____

Brass Hose Bibbs

Chrome Plated

**125 WOG
ISO 9001**



FIP Flange x Hose

Item	Size	CTN/CS	Description	Materials
30202	1/2"	12/72	Body	CP Brass
			Bonnet Nut	CP Brass
			Bonnet Gasket	Rubber

MIP or SWT x HOSE

Item	Size	CTN/CS	Description	Materials
30205	1/2"	12/72	Stem	CP Brass
			Seat	Rubber
			Washer	Brass
			Retaining Screw	Brass
			Handle	Zinc
			Handle Screw	Brass


FOR DESIGNER / ENGINEER APPROVAL

Job/Customer _____ Date _____ Contractor _____
 Model Specified _____ Qty _____ Approved By _____
 Designer/Engineer _____ Date _____ Contractor's PO # _____
 Submitted by _____ Date _____ Other _____

Brass Hose Bibbs

No Kink (RH = Rounded Handles)

**125 WOG
ISO 9001**



MIP x HOSE*

Item	Size	CTN/CS	Description	Materials
30218	1/2"	12/72	Body	Brass
30219	3/4"	12/72	Bonnet Nut	Brass
30219-RH	3/4"	12/72	Bonnet Gasket	Rubber
			Stem	Brass
			Seat	Rubber
			Washer	Brass
			Retaining Screw	Brass
			Handle	Zinc
			Handle Screw	Brass

FIP x HOSE

Item	Size	CTN/CS	Description	Materials
30228	1/2"	12/72	Body	Brass
30229	3/4"	12/72	Bonnet Nut	Brass

*1/2" is MIP or SWT x Hose

FOR DESIGNER / ENGINEER APPROVAL

Job/Customer _____ Date _____ Contractor _____
 Model Specified _____ Qty _____ Approved By _____
 Designer/Engineer _____ Date _____ Contractor's PO # _____
 Submitted by _____ Date _____ Other _____

Specialty Valves

Brass Hose Bibb Vacuum Breakers

Anti-Siphon Device w/Flat Washer (CP = Chrome Plated)



150 PSI
ISO 9001



HOSE x HOSE

Item	Size	CTN/CS
11850	3/4"	12/144
11850-CP	3/4"	12/144

Materials

Description	Materials
Body	Brass
Breakaway Screw	Steel
O-Ring	Rubber
Hose Bonnet	Brass
Packing	Rubber
Seat Spring	Polyacetal
Spring	Stainless Steel
Diaphragm	Rubber

FOR DESIGNER / ENGINEER APPROVAL

Job/Customer _____ Date _____ Contractor _____
 Model Specified _____ Qty _____ Approved By _____
 Designer/Engineer _____ Date _____ Contractor's PO # _____
 Submitted by _____ Date _____ Other _____

Brass Garden Valves

Bent Nose (Oval Handle)

125 PSI
ISO 9001



FIP x HOSE

Item	Size	CTN/CS
30213	3/4"	12/72
30214	1"	12/72

Materials

Description	Materials
Body	Brass
Bonnet	Brass
Bonnet Nut	Brass
Bonnet Gasket	Rubber
Stem	Brass
Seat	Rubber
Retaining Screw	Brass
Handle	Cast Iron
Name Plate	Aluminum
Handle Nut	Steel

FOR DESIGNER / ENGINEER APPROVAL

Job/Customer _____ Date _____ Contractor _____
 Model Specified _____ Qty _____ Approved By _____
 Designer/Engineer _____ Date _____ Contractor's PO # _____
 Submitted by _____ Date _____ Other _____

Brass Evaporative Cooler Valves

125 PSI
ISO 9001



FIP x HOSE

Item	Size	CTN/CS
30223	3/4"	12/72

Materials

Description	Materials
Body	Brass
Bonnet	Brass
Bonnet Nut	Brass
Bonnet Gasket	Rubber
Stem	Brass
Stem Seal	PTFE
Seat	Rubber
Retaining Screw	Brass
Handle	Cast Iron
Name Plate	Aluminum
Handle Nut	Steel

HOSE x HOSE

Item	Size	CTN/CS
30224	3/4"	12/72

FOR DESIGNER / ENGINEER APPROVAL

Job/Customer _____ Date _____ Contractor _____
 Model Specified _____ Qty _____ Approved By _____
 Designer/Engineer _____ Date _____ Contractor's PO # _____
 Submitted by _____ Date _____ Other _____

Brass Evaporative Cooler Float Valve

85 PSI



COMP x FIP

Item	Size	CTN/CS
30225	1/4"	20/80

Materials

Description	Materials
Body	Brass
End Cap	Brass
Shank Nut	Brass
Shank Washer	Rubber
Cotter Pin	Brass
Float Arm	Brass
Arm Disc	Brass
Arm Disc Screw	Brass
Plunger	Brass
Plunger Seat	Rubber
Float	Plastic
Compression Nut	Brass
Ferrule	Brass

FOR DESIGNER / ENGINEER APPROVAL

Job/Customer _____ Date _____ Contractor _____
 Model Specified _____ Qty _____ Approved By _____
 Designer/Engineer _____ Date _____ Contractor's PO # _____
 Submitted by _____ Date _____ Other _____

Radiator Valves

Brass Radiator Gate Valves

w/ Ground Joint Union Tailpiece & Nut

**15 WSP/125 PSI
ISO 9001**



IPS

Materials

Item	Size	CTN/CS	Description	Materials
11523	3/4"	6/60	Body	Brass
11524	1"	4/36	Stem	Brass
11525	1 1/4"	2/24	Gate	Brass
11526	1 1/2"	2/16	Bonnet	Brass
			Packing	PTFE
			Bonnet Nut	Brass
			Handwheel	Phenolic
			Name Plate	Aluminum
			Handle Screw	Steel
			Tailpiece & Union Nut	Brass

FOR DESIGNER / ENGINEER APPROVAL

Job/Customer _____ Date _____ Contractor _____
 Model Specified _____ Qty _____ Approved By _____
 Designer/Engineer _____ Date _____ Contractor's PO # _____
 Submitted by _____ Date _____ Other _____

Brass Steam Radiator Globe Valves

Angled w/ Ground Joint Union Tailpiece & Nut

**15 WSP/60 PSI
ISO 9001**



IPS

Materials

Item	Size	CTN/CS	Description	Materials
11533	3/4"	6/48	Body	Brass
11534	1"	4/36	Stem	Brass
11535	1 1/4"	2/24	Seat Cup	Brass
11536	1 1/2"	2/16	Seat	Rubber
			Retaining Nut	Brass
			Bonnet	Brass
			Stem Packing	PTFE
			Bonnet Nut	Brass
			Handwheel	Phenolic
			Name Plate	Aluminum
			Handle Screw	Steel
			Tailpiece & Union Nut	Brass


FOR DESIGNER / ENGINEER APPROVAL

Job/Customer _____ Date _____ Contractor _____
 Model Specified _____ Qty _____ Approved By _____
 Designer/Engineer _____ Date _____ Contractor's PO # _____
 Submitted by _____ Date _____ Other _____

Brass Union Elbows & Nut for Radiator Valves

Ground Joint Union Connection

**15 WSP/60 PSI
ISO 9001**



FIP x MIP

Materials

Item	Size	CTN/CS	Description	Materials
11533-E	3/4"	10/100	Elbow	Brass
11534-E	1"	7/70	Tailpiece	Brass
11535-E	1 1/4"	5/50	Union Nut	Brass


FOR DESIGNER / ENGINEER APPROVAL

Job/Customer _____ Date _____ Contractor _____
 Model Specified _____ Qty _____ Approved By _____
 Designer/Engineer _____ Date _____ Contractor's PO # _____
 Submitted by _____ Date _____ Other _____

Brass Union Tailpiece & Nut for Radiator Valves

Ground Joint Union Connection

**15 WSP/60 PSI
ISO 9001**



FIP x MIP

Materials

Item	Size	CTN/CS	Description	Materials
11533-T	3/4"	22/220	Tailpiece	Brass
11534-T	1"	16/160	Union Nut	Brass
11535-T	1 1/4"	10/100		

FOR DESIGNER / ENGINEER APPROVAL

Job/Customer _____ Date _____ Contractor _____
 Model Specified _____ Qty _____ Approved By _____
 Designer/Engineer _____ Date _____ Contractor's PO # _____
 Submitted by _____ Date _____ Other _____

Brass Hot Water Radiator Globe Valves
Angled w/ Ground Joint Union Tailpiece & Nut

60 PSI
ISO 9001



IPS

Materials

Item	Size	CTN/CS	Description	Materials
11553	3/4"	6/60	Body	Brass
11554	1"	4/36	Stem	Brass
11555	1 1/4"	2/24	Seat Cup	Brass
11556	1 1/2"	2/16	Seat	Rubber
			Retaining Nut	Brass
			Bonnet	Brass
			Stem Packing	PTFE
			Bonnet Nut	Brass
			Handwheel	Phenolic
			Name Plate	Aluminum
			Handle Screw	Steel
			Tailpiece & Union Nut	Brass

FOR DESIGNER / ENGINEER APPROVAL

Job/Customer _____ Date _____ Contractor _____
 Model Specified _____ Qty _____ Approved By _____
 Designer/Engineer _____ Date _____ Contractor's PO # _____
 Submitted by _____ Date _____ Other _____

Radiator Valve Spud Wrench



Materials

Item	Size	CTN/CS	Description	Materials
25011	1/2" - 2"	10/20	Body	Zinc
			Radiator Valve	

FOR DESIGNER / ENGINEER APPROVAL

Job/Customer _____ Date _____ Contractor _____
 Model Specified _____ Qty _____ Approved By _____
 Designer/Engineer _____ Date _____ Contractor's PO # _____
 Submitted by _____ Date _____ Other _____

Brass Balancing Valve
Butterfly Action - Screwdriver-Slot

125 PSI
ISO 9001



CxC

Materials

Item	Size	CTN/CS	Description	Materials
20103	3/4"	12/72	Body	Brass
			Wafer Stem	Brass
			Packing	Rubber
			Packing Nut	Brass

FOR DESIGNER / ENGINEER APPROVAL

Job/Customer _____ Date _____ Contractor _____
 Model Specified _____ Qty _____ Approved By _____
 Designer/Engineer _____ Date _____ Contractor's PO # _____
 Submitted by _____ Date _____ Other _____

Brass Purge & Balancing Valve
Butterfly Action - Screwdriver-slot

125 PSI
ISO 9001



CxC

Materials

Item	Size	CTN/CS	Description	Materials
11603	3/4"	12/72	Body	Brass
			Wafer Stem	Brass
			Packing	Rubber
			Packing Nut	Brass
			Purge Stem	Brass
			Purge Seal	Rubber

FOR DESIGNER / ENGINEER APPROVAL

Job/Customer _____ Date _____ Contractor _____
 Model Specified _____ Qty _____ Approved By _____
 Designer/Engineer _____ Date _____ Contractor's PO # _____
 Submitted by _____ Date _____ Other _____

Forged Brass Auto Steam Vent Valves

Stainless Steel Check Ball & Spring

125 PSI
ISO 9001*



IPS

Materials

Item	Size	CTN/CS	Description	Materials
11516	1/8"	50/500	Body	CP Brass
11517	1/4"	50/500	Spring	Stainless Steel
			Ball	Stainless Steel
			Retaining Nut	Brass
			Handle	ABS

***Does not apply to 11517**

FOR DESIGNER / ENGINEER APPROVAL

Job/Customer _____ Date _____ Contractor _____
 Model Specified _____ Qty _____ Approved By _____
 Designer/Engineer _____ Date _____ Contractor's PO # _____
 Submitted by _____ Date _____ Other _____

Brass Steam Radiator Air Vent Valves

Chrome Plated Float Type - Non Vacuum

125 PSI
ISO 9001*



Angle

Materials

Item	Size	CTN/CS	Description	Materials
11511	1/8"	12/72	Body	CP Brass
			Chamber	CP Brass
			Bracket	Brass
			Float	Brass
			Float Pin	Brass

Straight

Item	Size	CTN/CS
11512	1/8"	12/72
11513	1/4"	12/72
11514	1/2" x 3/4"	12/72

Adjustable Angle

Item	Size	CTN/CS
11515-A	1/8"	12/72

***Does not apply to 11513**

FOR DESIGNER / ENGINEER APPROVAL

Job/Customer _____ Date _____ Contractor _____
 Model Specified _____ Qty _____ Approved By _____
 Designer/Engineer _____ Date _____ Contractor's PO # _____
 Submitted by _____ Date _____ Other _____

Brass Tank Valves (Globe)

Hard Seat

125 PSI
ISO 9001



MIP x MIP

Materials

Item	Size	CTN/CS	Description	Materials
11401	1/2" x 3/8"	6/72	Body	Brass
			Stem	Brass
			Seat	Brass
			Bonnet	Brass
			Stem Seal	PTFE
			Packing Nut	Brass
			Handwheel	Cast Iron
			Name Plate	Aluminum
			Handle Nut	Steel
			Flare Nut	Brass

MIP x FLR

Item	Size	CTN/CS
11403	1/2" x 3/8"	6/72

FOR DESIGNER / ENGINEER APPROVAL

Job/Customer _____ Date _____ Contractor _____
 Model Specified _____ Qty _____ Approved By _____
 Designer/Engineer _____ Date _____ Contractor's PO # _____
 Submitted by _____ Date _____ Other _____

Heavy Pattern Forged Brass Barrel Faucet

Plug Valve Design w/ Lockable Handle

125 PSI
ISO 9001



IPS

Materials

Item	Size	CTN/CS	Description	Materials
11543	3/4"	10/80	Body	Brass
			Stem	Brass
			Bonnet	Brass
			Handle	Steel
			Handle Pin	Steel

FOR DESIGNER / ENGINEER APPROVAL

Job/Customer _____ Date _____ Contractor _____
 Model Specified _____ Qty _____ Approved By _____
 Designer/Engineer _____ Date _____ Contractor's PO # _____
 Submitted by _____ Date _____ Other _____

Washing Machine Valves

Chrome Plated Forged Brass Ball Valve Style Washing Machine Valve



1/2" COMP x HOSE

Materials

Item	Size	CTN/CS	Description	Materials
50900	Boxed	1/24	Bracket	Celcon
			Bodies	CP Brass
			Stems	CP Brass
			Balls	CP Brass
			Retaining Ring	CP Brass
			Seats	PTFE
			Stem Seals	Rubber
			Ferrules	Brass
			Compression Nuts	CP Brass
			Handles	ABS

FOR DESIGNER / ENGINEER APPROVAL

Job/Customer _____ Date _____ Contractor _____
 Model Specified _____ Qty _____ Approved By _____
 Designer/Engineer _____ Date _____ Contractor's PO # _____
 Submitted by _____ Date _____ Other _____

Brass Washing Machine Shut-Off Valves



C x C x HOSE

Materials

Item	Size	CTN/CS	Description	Materials
50950	1/2"	1/24	Body	Brass
			SWT or Threaded Tailpieces	Brass
			Bolts	Stainless Steel
			Tailpiece Gaskets	Rubber
			Actuation Bar	Brass
			Retaining Nut	Brass
			Retaining Nut Gasket	Rubber
			Balls	Brass
			Seats	PTFE
			Ball Retaining Nuts	Brass
			Stem	Stainless Steel
			Handle	Rubber

THREADED or SWT x HOSE

Item	Size	CTN/CS	Description	Materials
50980	1/2"	1/40		

FOR DESIGNER / ENGINEER APPROVAL

Job/Customer _____ Date _____ Contractor _____
 Model Specified _____ Qty _____ Approved By _____
 Designer/Engineer _____ Date _____ Contractor's PO # _____
 Submitted by _____ Date _____ Other _____

Brass Washing Machine Valve Long Shank

ISO 9001

Straight Thread x HOSE

Materials

Item	Size	CTN/CS	Description	Materials
50960	1/2"	12/72	Body	Brass
			Bonnet	Brass
			Bonnet Nut	Brass
			Bonnet Gasket	Rubber
			Stem	Brass
			Seat	Rubber
			Retaining Screw	Brass
			Handle	Cast Iron
			Name Plate	Aluminum
			Handle Nut	Steel
			Shank Nut	ABS



FOR DESIGNER / ENGINEER APPROVAL

Job/Customer _____ Date _____ Contractor _____
 Model Specified _____ Qty _____ Approved By _____
 Designer/Engineer _____ Date _____ Contractor's PO # _____
 Submitted by _____ Date _____ Other _____

Forged Brass Washing Machine Valves Long Shank - Chrome Plated 1/4 Turn

Straight Thread x HOSE

Materials

Item	Size	CTN/CS	Description	Materials
50961 (HOT)	1/2"	25/100	Body	CP Brass
50962 (COLD)	1/2"	25/100	End Cap	CP Brass
			Ball	CP Brass
			Stem	CP Brass
			Stem Seal	Rubber
			Seats	PTFE
			Handle	ABS
			Handle Screw	Brass
			Shank Nut	ABS



FOR DESIGNER / ENGINEER APPROVAL

Job/Customer _____ Date _____ Contractor _____
 Model Specified _____ Qty _____ Approved By _____
 Designer/Engineer _____ Date _____ Contractor's PO # _____
 Submitted by _____ Date _____ Other _____

Washing Machine Outlet Box



(50952)



(50963)

Description	Item	Size	CTN/CS
ABS Outbox			
w/ 2 Compression Valves (50962)	50952	-	1/4
ABS Outlet Box			
w/ 2 Ball Valves 1/4 Turn w/ Red (50961) & Blue Handles (50962)	50963	-	1/4
ABS Outlet Box Only	50970	-	1/10

FOR DESIGNER / ENGINEER APPROVAL

Job/Customer _____ Date _____ Contractor _____
 Model Specified _____ Qty _____ Approved By _____
 Designer/Engineer _____ Date _____ Contractor's PO # _____
 Submitted by _____ Date _____ Other _____

Supply Stops

Supply Stops - 1/4 Turn

Nickel Plated Forged Brass - Angle



FIP x OD Comp

Item	Size	CTN/CS
11910	3/8" x 3/8"	10/150
11911	1/2" x 3/8"	10/150

Materials

Description	Materials
Body	CP Brass
End Cap	CP Brass
Ball	CP Brass
Stem	CP Brass
Stem Seal	Rubber
Seats	PTFE
Handle	CP ABS
Handle Screw	CP Brass
Compression Nuts	CP Brass
Ferrules	CP Brass

OD SWT x OD Comp

Item	Size	CTN/CS
11915	5/8" x 3/8"	10/150

OD SWT x OD Comp

Item	Size	CTN/CS
11918	5/8" x 3/8"	10/150

FOR DESIGNER / ENGINEER APPROVAL

Job/Customer _____ Date _____ Contractor _____
 Model Specified _____ Qty _____ Approved By _____
 Designer/Engineer _____ Date _____ Contractor's PO # _____
 Submitted by _____ Date _____ Other _____

Supply Stops - 1/4 Turn

Nickel Plated Forged Brass - Straight



FIP x OD Comp

Item	Size	CTN/CS
11950	3/8" x 3/8"	10/150
11951	1/2" x 3/8"	10/150

Materials

Description	Materials
Body	CP Brass
End Cap	CP Brass
Ball	CP Brass
Stem	CP Brass
Stem Seal	Rubber
Seats	PTFE
Handle	CP ABS
Handle Screw	CP Brass
Compression Nuts	CP Brass
Ferrules	Brass

OD SWT x OD Comp

Item	Size	CTN/CS
11955	5/8" x 3/8"	10/150

OD Comp x OD Comp

Item	Size	CTN/CS
11958	5/8" x 3/8"	10/150

FOR DESIGNER / ENGINEER APPROVAL

Job/Customer _____ Date _____ Contractor _____
 Model Specified _____ Qty _____ Approved By _____
 Designer/Engineer _____ Date _____ Contractor's PO # _____
 Submitted by _____ Date _____ Other _____

Supply Stops

Chrome Plated Extruded Brass - Angle



FIP x OD Comp

Item	Size	CTN/CS
11900	3/8" x 3/8"	10/100
11901	1/2" x 3/8"	10/100

Materials

Description	Materials
Body	CP Brass
Bonnet Nut	CP Brass
Stem	CP Brass
Stem Seal	Rubber
Seat	Rubber
Handle	CP ABS
Handle Screw	CP Brass
Compression Nut	CP Brass
Ferrule	Brass

OD SWT x OD Comp

Item	Size	CTN/CS
11905	5/8" x 3/8"	10/100

OD Comp x OD Comp

Item	Size	CTN/CS
11908	5/8" x 3/8"	10/100

FOR DESIGNER / ENGINEER APPROVAL

Job/Customer _____ Date _____ Contractor _____
 Model Specified _____ Qty _____ Approved By _____
 Designer/Engineer _____ Date _____ Contractor's PO # _____
 Submitted by _____ Date _____ Other _____

Supply Stops

Chrome Plated Extruded Brass - Straight



FIP x OD Comp

Item	Size	CTN/CS
11940	3/8" x 3/8"	10/100
11941	1/2" x 3/8"	10/100

Materials

Description	Materials
Body	CP Brass
Bonnet Nut	CP Brass
Stem	CP Brass
Stem Seal	Rubber
Seat	Rubber
Handle	CP ABS
Handle Screw	CP Brass
Compression Nut	CP Brass
Ferrule	Brass

OD SWT x OD Comp

Item	Size	CTN/CS
11945	5/8" x 3/8"	10/100

OD Comp x OD Comp

Item	Size	CTN/CS
11948	5/8" x 3/8"	10/100

FOR DESIGNER / ENGINEER APPROVAL

Job/Customer _____ Date _____ Contractor _____
 Model Specified _____ Qty _____ Approved By _____
 Designer/Engineer _____ Date _____ Contractor's PO # _____
 Submitted by _____ Date _____ Other _____

Supply Stops

Chrome Plated Extruded Brass - Celcon Stem - Angle



ISO 9001
UPC
C
Conforms to
NSF 61-9
SP
C US
*All but 11090-C

FIP x OD Comp

Item	Size	CTN/CS
11900-C	3/8" x 3/8"	10/100
11901-C	1/2" x 3/8"	10/100

PEX x OD Comp

Item	Size	CTN/CS
11907-C	1/2" x 3/8"	10/100

OD Comp x OD Comp

Item	Size	CTN/CS
11908-C	5/8" x 3/8"	10/100

OD CPVC x OD Comp

Item	Size	CTN/CS
11909-C	5/8" x 3/8"	10/100

Materials

Description	Materials
Body	CP Brass
Bonnet Nut	CP Brass
Stem	Celcon
Stem Seal	Rubber
Seat	Rubber
Stem Washer	Aluminum
Handle	CP ABS
Handle Screw	CP Brass
Compression Nuts	CP Brass
Ferrules	Brass

FOR DESIGNER / ENGINEER APPROVAL

Job/Customer _____ Date _____ Contractor _____
 Model Specified _____ Qty _____ Approved By _____
 Designer/Engineer _____ Date _____ Contractor's PO # _____
 Submitted by _____ Date _____ Other _____

Supply Stops

Chrome Plated Extruded Brass Celcon Stem - Straight



ISO 9001
UPC
C
Conforms to
NSF 61-9
SP
C US

FIP x OD Comp

Item	Size	CTN/CS
11940-C	3/8" x 3/8"	10/100
11941-C	1/2" x 3/8"	10/100

PEX x OD Comp

Item	Size	CTN/CS
11947-C	1/2" x 3/8"	10/100

OD Comp x OD Comp

Item	Size	CTN/CS
11948-C	5/8" x 3/8"	10/100
11949-C	5/8" x 1/2"	10/100

Materials

Description	Materials
Body	CP Brass
Bonnet Nut	CP Brass
Stem	Celcon
Stem Seal	Rubber
Seat	Rubber
Handle	CP ABS
Handle Screw	CP Brass
Compression Nut	CP Brass
Ferrule	Brass

FOR DESIGNER / ENGINEER APPROVAL

Job/Customer _____ Date _____ Contractor _____
 Model Specified _____ Qty _____ Approved By _____
 Designer/Engineer _____ Date _____ Contractor's PO # _____
 Submitted by _____ Date _____ Other _____

Dual Outlet Supply Stops

Chrome Plated Extruded Brass - Celcon Stem - Angle



ISO 9001
Conforms to
NSF 61-9

OD Comp x OD Comp x OD Comp

Item	Size	CTN/CS
11991-C	5/8" x 3/8" x 3/8"	10/100

FIP x OD Comp x OD Comp

Item	Size	CTN/CS
11992-C	1/2" x 3/8" x 3/8"	10/100

Materials

Description	Materials
Body	CP Brass
Bonnet Nut	CP Brass
Stem	Celcon
Stem Seal	Rubber
Seat	Rubber
Handle	CP ABS
Handle Screw	CP Brass
Compression Nuts	CP Brass
Ferrules	Brass

FOR DESIGNER / ENGINEER APPROVAL

Job/Customer _____ Date _____ Contractor _____
 Model Specified _____ Qty _____ Approved By _____
 Designer/Engineer _____ Date _____ Contractor's PO # _____
 Submitted by _____ Date _____ Other _____

Supply Stops - Chrome Plated Extruded Brass w/ 5" Extension Tube & Bell Escutcheon (C = Celcon Stem)



ISO 9001
UPC
C
Conforms to
NSF 61-9

Straight OD SWT x OD Comp

Item	Size	CTN/CS
11936	5/8" x 3/8"	6/96
11936-C	5/8" x 3/8"	6/96

ANGLE OD SWT x OD Comp

Item	Size	CTN/CS
11916	5/8" x 3/8"	6/96
11916-C	5/8" x 3/8"	6/96

Materials

Description	Materials
Body	CP Brass
Bonnet Nut	CP Brass
Stem	CP Brass
Stem Seal	Rubber
Seat	Rubber
Handle	CP ABS
Handle Screw	CP Brass
Compression Nut	CP Brass
Ferrule	Brass
Escutcheon	CP Tin
Sleeve	CP Brass

FOR DESIGNER / ENGINEER APPROVAL

Job/Customer _____ Date _____ Contractor _____
 Model Specified _____ Qty _____ Approved By _____
 Designer/Engineer _____ Date _____ Contractor's PO # _____
 Submitted by _____ Date _____ Other _____

Exclusive 10 for 1 Warranty: If a Webstone Supply Stop ever fails due to a manufacturing defect... We'll Replace It With 10 New Ones.

Supply Stops
Rough Extruded Brass - Angle



ISO 9001



Conforms to
NSF 61-9

OD SWT × OD Comp

Materials

Item	Size	CTN/CS	Description	Materials
11904-RB	5/8" × 1/4"	10/100	Body	Brass
11905-RB	5/8" × 3/8"	10/100	Bonnet Nut	Brass
			Stem	Brass
			Stem Seal	Rubber
			Seat	Rubber
			Handle	ABS
			Handle Screw	Brass
			Compression Nut	Brass
			Ferrule	Brass


OD Comp × OD Comp

Item	Size	CTN/CS
11908-RB	5/8" × 3/8"	10/100

FOR DESIGNER / ENGINEER APPROVAL

Job/Customer _____ Date _____ Contractor _____
 Model Specified _____ Qty _____ Approved By _____
 Designer/Engineer _____ Date _____ Contractor's PO # _____
 Submitted by _____ Date _____ Other _____

Supply Stops
Rough Extruded Brass - Straight



ISO 9001



Conforms to
NSF 61-9

OD SWT × OD Comp


Materials

Item	Size	CTN/CS	Description	Materials
11944-RB	5/8" × 1/4"	10/100	Body	Brass
11945-RB	5/8" × 3/8"	10/100	Bonnet Nut	Brass
			Stem	Brass
			Stem Seal	Rubber
			Seat	Rubber
			Handle	ABS
			Handle Screw	Brass
			Compression Nut	Brass
			Ferrule	Brass

FOR DESIGNER / ENGINEER APPROVAL

Job/Customer _____ Date _____ Contractor _____
 Model Specified _____ Qty _____ Approved By _____
 Designer/Engineer _____ Date _____ Contractor's PO # _____
 Submitted by _____ Date _____ Other _____

Integral Supply Stops
Rough Extruded Brass - Screwdriver Slot - Straight



ISO 9001



Conforms to
NSF 61-9

MIP × OD SWT

Materials

Item	Size	CTN/CS	Description	Materials
11898	1/2" × 5/8"	10/100	Body	Brass
			Bonnet Nut	Brass
			Stem	Brass
			Stem Seal	Rubber
			Seat	Rubber

MIP × FIP

Item	Size	CTN/CS
11899	1/2" × 1/2"	10/100

FOR DESIGNER / ENGINEER APPROVAL

Job/Customer _____ Date _____ Contractor _____
 Model Specified _____ Qty _____ Approved By _____
 Designer/Engineer _____ Date _____ Contractor's PO # _____
 Submitted by _____ Date _____ Other _____

Ice Maker Valves

Ice Maker Valves & Accessories



(20179)



(30226)



(50971)

Item	Size	CTN/CS
Ice Maker Kit		
1/4" Self-Piercing Saddle Valve (20179) & 1/4" × 25' Poly Tube.....		20178 - 1/50
Self-Piercing Brass Saddle Valves (Fits 1/4 - 1 1/4" × 1/4" Tube Compression Outlet)....	1/4"	20179 10/200
Chrome Plated Threaded Shank × Compression (Ball Valve Action).....	1/2" × 1/4"	30226 25/100
Chrome Plated Threaded Shank × Compression (Ball Valve Action) (30226) Outlet Box (50971) & 1/4" × 25' Poly Tube	1/2" × 1/4"	30227 4/16
Outlet Box	5 3/16" × 5 3/16"	50971 1/10

FOR DESIGNER / ENGINEER APPROVAL

Job/Customer _____ Date _____ Contractor _____
 Model Specified _____ Qty _____ Approved By _____
 Designer/Engineer _____ Date _____ Contractor's PO # _____
 Submitted by _____ Date _____ Other _____

The Web Warranty Products Built To Last A Lifetime

Webstone Company, Inc. warrants all of its products to be free from manufacturer defects in material and/or workmanship for the life of the product, provided they are professionally installed and operated under normal conditions. Webstone will replace, FREE OF CHARGE, any product or part thereof that proves defective in material and/or workmanship under normal installation, use, and service.

FOR FULL DETAILS CONTACT WEBSTONE COMPANY, INC. (800) 225-9529

WEB TRACK SYSTEM SAME DAY SHIPPING AND MORE

All orders placed with Webstone are now processed by our automated Web Track System. Upon receipt of your order, the Web Track System processes it for shipment THE SAME DAY (if received by 1:00 PM EST). Upon shipment, Web Track information is transmitted to you via your preference of fax or email. It serves as your invoice and shipping confirmation. This confirmation invoice includes the carrier name, pro or tracking number, quantities shipped, quantities backordered (if any), and your costs. That means:

NO MORE LONG LEAD TIMES FOR ORDER SHIPMENT
NO MORE CALLING TO CHECK ON YOUR ORDER STATUS
NO MORE WONDERING IF IT WILL SHIP COMPLETE OR PARTIAL

And it doesn't stop there,
through our website WWW.WEBSTONEVALVES.COM
you can do MUCH MORE!

PLACE NEW ORDERS
FIND PART NUMBERS
PRINT SPECIFICATION/SUBMITTAL SHEETS
TRACK YOUR SHIPMENT
UPDATE ACCOUNT INFORMATION
PRINT INVOICES
DOWNLOAD CURRENT BROCHURES & CATALOGS
AND CONTACT US FOR ANY SPECIAL ASSISTANCE YOU MAY NEED!

TERMS OF SERVICE

TERMS OF PAYMENT : 2% 10th of the following month. Cash discount is calculated on the total amount of the invoice before additions for freight. A 1 1/2% per month service charge will be added to any past due balances.

FREIGHT ALLOWANCE : Shipments to the contiguous US and Canada will receive prepaid freight on all orders greater than \$1500 net. Orders greater than \$1500 net shipping to any other location will receive free freight to the nearest port in the continental US.

MINIMUM ORDER : Webstone has no minimum order.

CLAIMS OF SHORTAGE OR VARIANCE : Claims of any character must be made within 10 days after receipt of goods. Settlements of any claims are at the discretion of Webstone Company, Inc.

RETURNS : An RMA number must be obtained from our Inside Sales office when goods are returned for credit. RMA form must accompany goods returned. Webstone reserves the right to charge a 15% restocking fee on any returned merchandise.

ORDER CONFIRMATIONS : All orders are subject to acceptance by Webstone Company, Inc. Prices are subject to change without notice.

STANDARD PACKAGING : Typically, shipments are made in case and carton quantities. However, Webstone will ship any quantities ordered.

UPC BARCODING : 100% of products will be shipped with barcodes if customer specifies the need.

Index

Product Sections	Part no.	Page	Part no.	Page	Part no.	Page	Part no.	Page	Part no.	Page	
Boiler Drains	8	10233	2	10550	4	11553	13	11857	7	11955	16
Check Valves	4	10234	2	10562	3	11554	13	11862	7	11958	16
Gate Valves	2	10235	2	10563	3	11555	13	11863	7	11991-C	17
Globe Valves	6	10236	2	10564	3	11556	13	11872	7	11992-C	17
Hose Bibbs	10	10237	2	10565	3	11603	13	11873	7	13706HV	5
Ice Maker Valves	18	10252	2	10566	3	11700	8	11882	6	20103	13
Radiator Valves	12	10253	2	10567	3	11701	8	11883	6	20178	18
Sillcocks	9	10254	2	10569	3	11702	8	11884	9	20179	18
Specialty Valves	11	10255	2	10622	4	11703	8	11892	9	25011	13
Supply Stops	16	10256	2	10623	4	11704	8	11893	9	30201	10
Washing Machine	15	10257	2	10624	4	11705	8	11898	18	30202	10
Y-Strainer	3	10400	6	10625	4	11707	8	11899	18	30205	10
		10401	6	10626	4	11708	8	11900	16	30213	11
		10402	6	10627	4	11709	8	11900-C	17	30214	11
		10403	6	10701	5	11710	8	11901	16	30216	10
		10404	6	10702	5	11711-T	8	11901-C	17	30217	10
		10405	6	10703	5	11712	8	11904-RB	18	30218	10
		10406	6	10704	5	11802	6	11905	16	30219	10
		10407	6	10705	5	11803	6	11905-RB	18	30219-RH	10
		10501	4	10706	5	11804	6	11907-C	17	30223	11
		10502	4	10707	5	11805	6	11908	16	30224	11
		10503	4	11401	14	11806	6	11908-C	17	30225	11
		10504	4	11403	14	11807	6	11908-RB	18	30226	18
		10505	4	11511	14	11810	9	11909-C	17	30227	18
		10506	4	11512	14	11812	9	11910	16	30228	10
		10507	4	11513	14	11814	9	11911	16	30229	10
		10508	4	11514	14	11815	9	11915	16	30312	10
		10509	4	11515-A	14	11816	9	11916	17	30313	10
		10510	4	11516	14	11817	9	11916-C	17	30314	10
		10522	4	11517	14	11818	9	11918	16	30316	10
		10523	4	11523	12	11819	9	11936	17	50900	15
		10524	4	11524	12	11820	9	11936-C	17	50950	15
		10525	4	11525	12	11822	6	11940	16	50952	15
		10526	4	11526	12	11823	6	11940-C	17	50960	15
		10527	4	11533	12	11832	9	11941	16	50961	15
		10540	4	11533-E	12	11834	9	11941-C	17	50962	15
		10541	4	11533-T	12	11836	9	11944-RB	18	50963	15
		10542	4	11534	12	11838	9	11945	16	50970	15
		10543	4	11534-E	12	11842	7	11945-RB	18	50971	18
		10544	4	11534-T	12	11843	7	11947-C	17	50980	15
		10545	4	11535	12	11850	11	11948	16		
		10546	4	11535-E	12	11850-CP	11	11948-C	17		
		10547	4	11535-T	12	11854	7	11949-C	17		
		10548	4	11536	12	11855	7	11950	16		
		10549	4	11543	14	11856	7	11951	16		

ONE APPIAN WAY WORCESTER, MA 01610

P.O. BOX 59 WORCESTER, MA 01613

Phone: (800) 225-9529

Fax: (800) 336-5133

email: sales@webstonevalves.com

www.webstonevalves.com

**DISTRIBUTION FACILITIES
THROUGHOUT NORTH AMERICA**

Webstone

VALVE INNOVATION

QUALITY AND COMMITMENT SINCE 1954

Founded in 1954, Webstone is one of the oldest companies of its kind in the United States. We design, manufacture and distribute domestic and imported plumbing products for residential, commercial and industrial use.