



*Formerly A. O. Smith Electrical Products Company*

## Single & Three Phase Integral Horsepower Motors

Bulletin 1505B

October 2013



A Regal Brand

**REGAL**



Formerly A. O. Smith Electrical Products Company

## Heating & Air Conditioning

## Farm Rated®

## Industrial

## Refrigeration

## Pool & Spa

## Commercial HVAC

Whether your motor needs call for residential heating, air conditioning, refrigeration, pool & spa, water systems, commercial HVAC, Farm Rated® or industrial motors, there is a Century® product solution available.

Call or visit us at 800-672-6495 or [www.centuryelectricmotor.com](http://www.centuryelectricmotor.com)

# Speed Engineered® Motors



Motors specially designed, tested and warranted to be **Corona-Free** for compatible inverter duty are marked in this catalog with as E+ or E+3, EPACT or NEMA Premium.



**E-Plus®  
Speed Engineered®  
Inverter Duty Motor**

## Why Specify Speed Engineered® Inverter Duty Motors?

Variable frequency drives (VFDs), while offering advantages of greater control and energy savings to commercial and industrial motor users, can also cause premature winding failure in motors not designed specifically for inverter duty. Now Century engineers have developed a solid solution...Speed Engineered® Inverter Duty Motor.

Speed Engineered® Inverter Duty Motors are specially designed and constructed to eliminate the destructive forces that can occur when motors are applied with drives. The Speed Engineered® "Corona-Free" solution eliminates the causes of premature winding failure.

All Speed Engineered® motors meet or exceed NEMA MG1-31 performance standards, in addition to carrying Century's Speed Engineered® warranty for inverter duty applications.

## The Causes of Premature Motor Failure

Research we conducted identified why motors can fail when used with variable frequency drives under certain operating conditions. The results were published in a white paper, The Simple Truth About Motor/Drive Compatibility, which is available from Century. Our findings revealed that "corona" as well as other potential hazards, can materialize and eventually damage motors applied with a drive.

## What is Corona?

VFDs create high voltage pulses at the motor, especially when the motor and drive are separated by long power leads. Those high voltage pulses (or voltage spikes) develop voltage potential between adjacent conductors in the motor winding.

When the voltage generated in the air between the conductors is high enough, the air breaks down.

This breakdown is known as "corona." The discharge that is created forms ozone, which causes the motor's magnet wire insulation to disintegrate, causing premature failure.

This phenomenon has been around for a long time and affects a limited number of earlier vintage motor/drive applications. But with drives becoming more sophisticated, inverter switching rates increasing and the percentage of motors operating with drives growing rapidly, incidents of downtime are also growing, and corona is now getting a lot of attention in the motor/drive industry.

There are several techniques employed in the market to increase motor tolerance to corona. Although simpler and less costly, these practices are not always effective since corona is not cured...only bandaged. The only way to be sure the destructive effects of corona will not compromise your motor/drive application is to eliminate corona altogether. This is easily accomplished by specifying Century Speed Engineered® motors on your next project.

## What Makes Corona-Free Speed Engineered® Motors Best For Motor-Drive Compatibility?

There are several solutions to the problem of motor insulation stress caused by inverters. Rather than just squelching the voltage overshoot which leads to corona, as mentioned earlier, the preferred method and the approach used by Century is to design the motor to be corona free at expected peak voltage. We begin with a design premise of understanding the magnet wire corona inception voltage (CIV) and distribution of voltage in the motor.

From that, our design approach becomes simply to:

Choose a winding layout that minimizes the proximity voltage differences and reliably positions insulation materials to improve dielectrics above the threshold of corona...

You may recognize this as the design approach for any motor, regardless if it is line operated or driven by an inverter. The difference is that with an inverter you must anticipate a much higher peak voltage and the rapid rise times of these potentially harmful pulses.

Continued on next page

## Speed Engineered® Motors

At Century®, we build a motor able to withstand voltage peaks 3.5 times what is stated on the motor nameplate. Therefore we design additional insulation (tape, sleeving, phase paper, etc.) and strategically locate this added insulation in a manner that will yield the necessary protection against the high voltage pulses that may occur between magnet wire strands. This approach yields the desired design integrity.



All Speed Engineered® motors have been upgraded to now incorporate the MAX GUARD® insulation system. Combining corona-resistant magnet wire with a low stress winding layout and uncompromising quality standards, MAX GUARD® delivers long, dependable motor life under the adverse thermal and dielectric stresses imposed by IGBT-based variable frequency drives.

### Because Motor/Drive Applications Are so Varied, Century® Offers Two Distinct Families of Speed Engineered® Motors:

**E-Plus®** motors are the industry's first high efficiency, energy-saving motors, originally designed to meet the 1992 EPAct (Energy Policy Act of 1992) standards. With the expansion of the efficiency standards in EISA07 (Energy Independence and Security Act of 2007), E-Plus® motors now consist of motors previously exempt from

the efficiency standards. In addition to their high efficiency, they carry the protection of the Speed Engineered® design and are warranted to offer the best performance available to inverter duty applications.

**E-Plus® 3** motors are designed to meet the higher efficiency requirements of EISA07, offering even heartier energy-efficient performance and savings. All E-Plus® 3 motors are Speed Engineered® rated for compatible inverter duty applications.

Both E-Plus® and E-Plus® 3 motors are available in a variety of application configurations including: variable or constant torque loads, PWM, sensorless or sensed vector and with limited or broad speed ranges.

Speed Engineered® motors are rated for 4:1 speed ratio at constant torque or 6:1 at variable torque.

E-Plus® Motor



E-Plus® 3  
Speed Engineered®  
Inverter Duty Motor



# Century® Three Phase ODP General Purpose Motors

## Features:

- Rigid Base
- 2, 4 & 6 Pole
- 1 - 200 HP
- NEMA Premium & EPACT
- Class F Insulation System
- Inverter Duty
- 1.15 Service Factor
- 50/60 Hz (50 Hz @ next lower HP, 1.15 SF)
- CE
- CSA
- UL Approvals
- 40° C Ambient
- IP22
- Rolled Steel Construction or Cast Iron as noted
- F1/F2 Mounting as noted; see notes for exceptions



E217M2



TO109



HP	RPM	Volts	Frame	NEW Century Part Number	AMPS @ 60 HZ	NEMA Nom. Efficiency	Inverter Duty	"C" Dimension	Approx. Weight	Notes
1	1200	208-230/460	145T	TO100	3.5-3.2/1.6	82.5%	10:1 VT	12.2	56	19, 115, 240
1	1800	208-230/460	143T	TO101	3-2.7/1.4	85.5%	10:1 VT	11.2	51	19, 115, 240
1	1800	575	143T	TO102	1.1	85.5%	10:1 VT	11.2	51	19, 115, 240
1	1800	200	143T	TO103	3.2	85.5%	10:1 VT	11.2	51	19, 115, 240
1.5	1200	208-230/460	182T	TO104	5.2-4.7/2.4	86.5%	10:1 VT	13.72	68	19, 115, 240
1.5	1200	208-230/460	182T	E206M2	6.2/3.1	86.5%	6:1 VT	13.19	69	19
1.5	1800	208-230/460	145T	TO105	4.3-3.9/2.0	86.5%	10:1 VT	12.2	58	19, 115, 240
1.5	1800	575	145T	TO106	1.6	86.5%	10:1 VT	12.2	58	19, 115, 240
1.5	1800	200	145T	TO107	4.5	86.5%	10:1 VT	12.2	58	19, 115, 240
1.5	3600	208-230/460	143T	TO108	4.3-3.9/1.9	84.0%	10:1 VT	11.2	53	19, 115, 240
2	1200	208-230/460	184T	TO109	6.8-6.1/3.1	87.5%	10:1 VT	14.72	82	19, 115, 240
2	1200	208-230/460	184T	E207M2	7.15/3.6	88.5%	6:1 VT	15.19	95	19
2	1800	200	145T	TO110	5.9	86.5%	10:1 VT	12.2	60	19, 115, 240
2	1800	208-230/460	145T	TO111	5.6-5.1/2.5	86.5%	10:1 VT	12.2	60	19, 115, 240
2	1800	575	145T	TO112	2	86.5%	10:1 VT	12.2	60	19, 115, 240
2	3600	208-230/460	145T	TO113	5.5-5/2.5	85.5%	10:1 VT	12.2	60	19, 115, 240
3	1200	208-230/460	213T	TO114	9.7-8.8/4.4	88.5%	10:1 VT	17.52	136	19, 115, 240
3	1200	208-230/460	213T	E394M2	9.4-9/4.5	88.5%	6:1 VT	17.3	104	19
3	1800	208-230/460	182T	TO115	8.6-7.7/3.9	89.5%	10:1 VT	13.72	74	19, 115, 240
3	1800	208-230/460	182T	E217M2	8.4-8/4	89.5%	6:1 VT	13.19	71	19
3	1800	575	182T	TO116	3.1	89.5%	10:1 VT	13.72	74	19, 115, 240
3	1800	575	182T	E923M2	3.2	89.5%	6:1 VT	13.19	71	19
3	1800	200	182T	E202M2	10.1	86.5%	10:1 VT	13.72	70	16
3	1800	200	182T	TO117	8.9	89.5%	10:1 VT	12.2	74	19, 115, 240
3	1800	200	182T	E216M2	9.2	89.5%	6:1 VT	13.19	81	19
3	3600	208-230/460	145T	TO118	8.3-7.5/3.7	85.5%	10:1 VT	12.2	62	19, 115, 240
5	1200	208-230/460	215T	TO119	16-14/7.1	89.5%	10:1 VT	17.52	142	19, 115, 240
5	1200	208-230/460	215T	E395M2	15-13.8/6.9	89.5%	6:1 VT	18.55	125	19
5	1800	208-230/460	184T	TO120	15-13/6.5	89.5%	10:1 VT	14.72	86	19, 115, 240
5	1800	208-230/460	184T	E219M2	13.6-12.6/6.3	89.5%	6:1 VT	14.19	81	19
5	1800	575	184T	TO121	5.2	89.5%	10:1 VT	14.72	86	19, 115, 240
5	1800	575	184T	E924M2	5.1	89.5%	6:1 VT	14.19	80	19
5	1800	200	184T	E203M2	15.2	87.5%	10:1 VT	13.19	80	16, 19
5	1800	200	184T	TO122	15	89.5%	10:1 VT	14.72	86	19, 115, 240
5	1800	200	184T	E218M2	14.5	89.5%	6:1 VT	14.19	80	19
5	1800	230/460	184TC	E2006M2	13.2/6.6	87.5%	10:1 VT	13.28	79	16, 73
5	3600	208-230/460	182T	TO123	14-12/6.2	86.5%	10:1 VT	13.72	68	19, 115, 240

Models in green shaded area are cast iron construction.

Continued on next page

# Century® Three Phase ODP General Purpose Motors

HP	RPM	Volts	Frame	NEW Century Part Number	AMPS @ 60 HZ	NEMA Nom. Efficiency	Inverter Duty	"C" Dimension	Approx. Weight	Notes
5	3600	208-230/460	182T	<b>E204M2</b>	13.4-12.4/6.2	86.5%	6:1 VT	13.19	64	19
7.5	1200	230/460	254T	<b>E496M2</b>	21.0/10.5	90.2%	6:1 VT	22.1	225	
7.5	1800	208-230/460	213T	<b>TO125</b>	21-19/9.6	91.0%	10:1 VT	17.51	128	19, 115, 240
7.5	1800	230/460	213T	<b>E317M2</b>	19.4/9.7	91.7%	6:1 VT	17.51	123	
7.5	1800	575	213T	<b>TO126</b>	22	91.0%	10:1 VT	17.52	128	19, 115, 240
7.5	1800	575	213T	<b>E925M2</b>	3.2	91.0%	6:1 VT	17.51	122	
7.5	1800	200	213T	<b>E302M2</b>	22.3	88.5%	6:1 VT	17.51	114	16
7.5	1800	200	213T	<b>TO127</b>	7.7	91.0%	10:1 VT	17.52	128	19, 115, 240
7.5	1800	200	213T	<b>E316M2</b>	21.4	91.0%	6:1 VT	17.51	122	
7.5	3600	208-230/460	184T	<b>TO128</b>	20-18/8.9	88.5%	10:1 VT	14.72	83	19, 115, 240
7.5	3600	230/460	184T	<b>E205M2</b>	17.8/8.9	88.5%	6:1 VT	14.69	86	19
10	1200	230/460	256T	<b>E497M2</b>	27.4/13.7	91.7%	6:1 VT	23.85	300	
10	1800	208-230/460	215T	<b>TO130</b>	27-25/12	91.7%	10:1 VT	17.52	145	19, 115, 240
10	1800	230/460	215T	<b>E397M2</b>	25.2/12.6	91.7%	6:1 VT	17.51	129	
10	1800	575	215T	<b>E325M2</b>	10.3	89.5%	6:1 VT	17.51	ck	16
10	1800	575	215T	<b>TO131</b>	9.8	91.7%	10:1 VT	17.52	145	19, 115, 240
10	1800	575	215T	<b>E926M2</b>	10.1	91.7%	6:1 VT	17.51	122	
10	1800	200	215T	<b>E303M2</b>	30.8	89.5%	6:1 VT	17.51	122	16
10	1800	200	215T	<b>TO132</b>	28	91.7%	10:1 VT	17.52	145	19, 115, 240
10	1800	200	215T	<b>E331M2</b>	29.2	91.7%	6:1 VT	17.51	139	
10	3600	208-230/460	213T	<b>TO133</b>	26-24/12	89.5%	10:1 VT	17.52	122	19, 115, 240
10	3600	208-230/460	213T	<b>E392M2</b>	26-23.4/11.7	89.5%	6:1 VT	17.3	111	19
15	1200	230/460	284T	<b>E586M2</b>	43.0/21.5	91.7%	6:1 VT	24.22	317	
15	1800	200	254T	<b>E450M2</b>	43.4	93.0%	6:1 VT	22.1	234	
15	1800	200	254T	<b>E454M2</b>	42.2	91.0%	6:1 VT	22.1	265	16
15	1800	230/460	254T	<b>E451M2</b>	37.8/18.9	93.0%	6:1 VT	22.1	237	
15	1800	575	254T	<b>E927M2</b>	15.1	93.0%	6:1 VT	22.1	236	
15	3600	208-230/460	215T	<b>TO138</b>	35-39/18	90.2%	10:1 VT	17.52	145	19, 115, 240
15	3600	208-230/460	215T	<b>E393M2</b>	39-35/17.5	91.0%	6:1 VT	18.55	139	19
15	1200	208-230/460	286T	<b>TO139</b>	57-52/26	92.4%	10:1 VT	27.09	506	19, 115, 240
20	1800	200	256T	<b>E452M2</b>	57	93.6%	6:1 VT	22.1	265	
20	1800	200	256T	<b>E456M2</b>	57	91.0%	6:1 VT	22.1	225	16
20	1800	230/460	256T	<b>E407M2</b>	49/24.5	93.6%	6:1 VT	22.1	269	
20	1800	575	256T	<b>E928M2</b>	19.6	93.0%	6:1 VT	22.1	266	
20	3600	230/460	254T	<b>E494M2</b>	48/24	91.0%	6:1 VT	22.1	256	
25	1200	208-230/460	324T	<b>TO144</b>	72-65/33	93.0%	10:1 VT	28.55	596	19, 115, 240
25	1800	200	284T	<b>E513M2</b>	70	93.6%	6:1 VT	24.22	320	
25	1800	200	284T	<b>E545M2</b>	69.8	91.7%	6:1 VT	24.22	255	16
25	1800	230/460	284T	<b>E514M2</b>	61/30.5	93.6%	6:1 VT	24.22	307	
25	1800	575	284T	<b>E929M2</b>	24.5	93.6%	6:1 VT	24.22	300	
25	3600	230/460	256T	<b>E495M2</b>	57.0/28.5	91.7%	6:1 VT	22.1	271	
30	1800	200	286T	<b>E515M2</b>	82.2	94.1%	6:1 VT	25.75	355	
30	1800	200	286T	<b>E547M2</b>	86.5	92.4%	6:1 VT	24.22	285	16
30	1800	230/460	286T	<b>E516M2</b>	73.2/36.6	94.1%	6:1 VT	25.75	351	
30	1800	575	286T	<b>E930M2</b>	28.5	94.1%	6:1 VT	25.75	351	
30	3600	230/460	284TS	<b>E584M2</b>	69.0/34.5	91.7%	6:1 VT	22.85	280	
30	1200	208-230/460	326T	<b>TO149</b>	88-79/40	93.0%	10:1 VT	29.73	640	19, 115, 240
30	1200	208-230/460	364T	<b>TO154</b>	107-97/49	94.1%	10:1 VT	31.69	830	19, 115, 240
40	1800	200	324T	<b>TO155</b>	108	94.1%	10:1 VT	28.55	600	19, 115, 240
40	1800	208-230/460	324T	<b>TO156</b>	104-94/47	94.1%	10:1 VT	28.55	600	19, 115, 240
40	1800	575	324T	<b>TO157</b>	37	94.1%	10:1 VT	28.55	600	19, 115, 240
40	3600	230/460	286TS	<b>E585M2</b>	90.0/45.0	92.4%	6:1 VT	22.85	330	
50	1200	208-230/460	365T	<b>TO158</b>	134-121/61	94.1%	10:1 VT	33.27	905	19, 115, 240
50	1800	208-230/460	326T	<b>TO159</b>	129-117/58	94.5%	10:1 VT	29.73	714	19, 115, 240
50	1800	200	326T	<b>TO160</b>	136	94.5%	10:1 VT	29.73	714	19, 115, 240
50	1800	575	326T	<b>TO161</b>	47	94.5%	10:1 VT	29.73	714	19, 115, 240
50	1800	208-230/460	326TS	<b>TO162</b>	130-118/59	94.5%	10:1 VT	29.73	715	19, 115, 240
50	3600	208-230/460	324TS	<b>TO163</b>	125-113/57	93.0%	10:1 VT	27.05	620	19, 115, 240

Continued on next page

Models in green shaded area are cast iron construction.

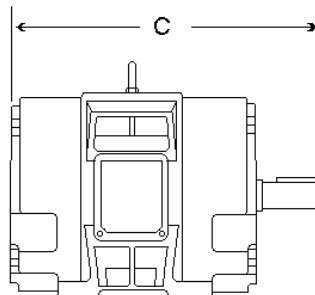
# Century® Three Phase ODP General Purpose Motors

HP	RPM	Volts	Frame	NEW Century Part Number	AMPS @ 60 HZ	NEMA Nom. Efficiency	Inverter Duty	"C" Dimension	Approx. Weight	Notes
60	1200	230/460	404T	<b>TO164</b>	143/72	94.5%	10:1 VT	37.2	1228	19, 115, 240
60	1800	208-230/460	364T	<b>TO165</b>	154-139/70	95.0%	10:1 VT	31.69	895	19, 115, 240
60	1800	208-230/460	364TS	<b>TO166</b>	154-139/70	95.0%	10:1 VT	29.57	890	19, 115, 240
60	1800	200	364T	<b>TO167</b>	160	95.0%	10:1 VT	31.69	895	19, 115, 240
60	1800	575	364T	<b>TO168</b>	56	95.0%	10:1 VT	31.69	895	19, 115, 240
60	3600	208-230/460	326TS	<b>TO169</b>	147-133/67	93.6%	10:1 VT	28.23	720	19, 115, 240
75	1200	230/460	405T	<b>TO170</b>	179/90	94.5%	10:1 VT	38.78	1333	19, 115, 240
75	1800	208-230/460	365T	<b>TO171</b>	192-174/87	95.0%	10:1 VT	33.27	1012	19, 115, 240
75	1800	208-230/460	365TS	<b>TO172</b>	192-174/87	95.0%	10:1 VT	29.57	859	19, 115, 240
75	1800	200	365T	<b>TO173</b>	200	95.0%	10:1 VT	33.27	1012	19, 115, 240
75	1800	575	365T	<b>TO174</b>	70	95.0%	10:1 VT	33.27	1012	19, 115, 240
75	3600	208-230/460	364TS	<b>TO175</b>	184-167/83	93.6%	10:1 VT	29.57	1015	19, 115, 240
100	1200	230/460	444T	<b>TO176</b>	232/116	95.0%	10:1 VT	44.57	1675	19, 115, 240
100	1800	230/460	404T	<b>TO177</b>	218/109	95.4%	10:1 VT	37.2	1280	19, 115, 240
100	1800	230/460	404TS	<b>TO178</b>	223/112	95.4%	10:1 VT	33.86	1172	19, 115, 240
100	1800	200	404T	<b>TO179</b>	251	95.4%	10:1 VT	37.2	1228	19, 115, 240
100	1800	575	404T	<b>TO180</b>	87	95.4%	10:1 VT	37.2	2117	19, 115, 240
100	3600	208-230/460	365TS	<b>TO181</b>	246-222/111	93.6%	10:1 VT	31.14	926	19, 115, 240
125	1200	230/460	445T	<b>TO182</b>	290/145	95.0%	10:1 VT	44.57	1867	19, 115, 240
125	1800	230/460	405T	<b>TO183</b>	279/139	95.4%	10:1 VT	38.78	1410	19, 115, 240
125	1800	230/460	405TS	<b>TO184</b>	279/139	95.4%	10:1 VT	35.44	1274	19, 115, 240
125	1800	575	405T	<b>TO185</b>	112	95.4%	10:1 VT	38.78	1410	19, 115, 240
125	3600	230/460	404TS	<b>TO186</b>	276/138	94.1%	10:1 VT	33.86	1172	19, 115, 240
150	1200	230/460	447T	<b>TO187</b>	342/171	95.4%	10:1 VT	49.69	2075	19, 115, 240
150	1800	575	444T	<b>TO188</b>	133	95.8%	10:1 VT	44.57	1904	19, 115, 240
150	1800	230/460	444T	<b>TO189</b>	333/167	95.8%	10:1 VT	44.57	1904	19, 115, 240
150	1800	230/460	444TS	<b>TO190</b>	333/167	95.8%	10:1 VT	40.83	1675	19, 115, 240
150	3600	230/460	405TS	<b>TO191</b>	332/166	94.1%	10:1 VT	35.44	1274	19, 115, 240
200	1200	460	449T	<b>TO192</b>	226	95.4%	10:1 VT	49.69	2369	19, 115, 240
200	1800	460	445T	<b>TO193</b>	217	95.8%	10:1 VT	44.57	2117	19, 115, 240
200	1800	460	445TS	<b>TO194</b>	222	95.8%	10:1 VT	40.83	1867	19, 115, 240
200	1800	575	445T	<b>TO195</b>	178	95.8%	10:1 VT	44.57	2117	19, 115, 240
200	3600	460	444TS	<b>TO196</b>	219	95.0%	10:1 VT	40.83	1935	19, 115, 240

Models in green shaded area are cast iron construction.



Speed Engineered® motors are specially designed, tested and warranted to be **Corona-Free**. See pages 1 and 2 of this catalog for more Speed Engineered® motors information.



# Century® Three Phase TEFC General Purpose Motors

## Features:

- Rigid Base
- 2, 4 & 6 Pole
- 1 - 200 HP
- NEMA Premium
- Class F Insulation System
- Inverter Duty
- 1.15 Service Factor
- 50/60 Hz (50 Hz @ next lower HP, 1.15 SF)
- CE
- CSA
- UL Approvals
- 40° C Ambient
- IP44
- F1/F2 Mounting
- Rolled Steel Construction or Cast Iron as noted



TE191



TE100



HP	RPM	Volts	Frame	NEW Century Part Number	AMPS @ 60 HZ	NEMA Nom. Efficiency	Inverter Duty	"C" Dimension	Approx. Weight	Notes
1	1200	208-230/460	145T	<b>TE100</b>	3.5-3.2/1.6	82.5%	10:1 CT/10:1 VT	14.2	64	19, 115, 240
1	1200	575	145T	<b>TE101</b>	1.3	82.5%	10:1 CT/10:1 VT	14.2	64	19, 115, 240
1	1800	208-230/460	143T	<b>TE102</b>	3-2.7/1.4	85.5%	10:1 CT/10:1 VT	13.2	53	19, 115, 240
1	1800	575	143T	<b>TE103</b>	1.1	85.5%	10:1 CT/10:1 VT	13.2	53	19, 115, 240
1	1800	200	143T	<b>TE104</b>	3.1	85.5%	10:1 CT/10:1 VT	13.2	53	19, 115, 240
1.5	1200	208-230/460	182T	<b>TE105</b>	5.1-4.7/2.3	87.5%	10:1 CT/10:1 VT	14.8	99	19, 115, 240
1.5	1200	575	182T	<b>TE106</b>	1.9	87.5%	10:1 CT/10:1 VT	14.8	100	19, 115, 240
1.5	1800	200	145T	<b>TE107</b>	4.5	86.5%	10:1 CT/10:1 VT	14.2	62	19, 115, 240
1.5	1800	208-230/460	145T	<b>TE108</b>	4.3-3.9/2	86.5%	10:1 CT/10:1 VT	14.2	62	19, 115, 240
1.5	1800	575	145T	<b>TE109</b>	1.6	86.5%	10:1 CT/10:1 VT	14.2	62	19, 115, 240
1.5	3600	208-230/460	143T	<b>TE110</b>	4.3-3.9/1.9	84.0%	10:1 CT/10:1 VT	13.2	56	19, 115, 240
1.5	3600	575	143T	<b>TE111</b>	1.6	84.0%	10:1 CT/10:1 VT	13.2	56	19, 115, 240
2	1200	208-230/460	184T	<b>TE112</b>	6.7-6/3	88.5%	10:1 CT/10:1 VT	15.81	113	19, 115, 240
2	1200	575	184T	<b>TE113</b>	2.4	88.5%	10:1 CT/10:1 VT	15.81	113	19, 115, 240
2	1800	200	145T	<b>TE114</b>	5.8	86.5%	10:1 CT/10:1 VT	14.2	60	19, 115, 240
2	1800	208-230/460	145T	<b>TE115</b>	5.6-5.1/2.5	86.5%	10:1 CT/10:1 VT	14.2	60	19, 115, 240
2	1800	575	145T	<b>TE116</b>	2	86.5%	10:1 CT/10:1 VT	14.2	60	19, 115, 240
2	3600	208-230/460	145T	<b>TE117</b>	5.5-5/2.5	85.5%	10:1 CT/10:1 VT	14.2	60	19, 115, 240
2	3600	575	145T	<b>TE118</b>	2	85.5%	10:1 CT/10:1 VT	14.2	60	19, 115, 240
3	1200	208-230/460	213T	<b>TE119</b>	9.6-8.7/4.4	89.5%	10:1 CT/10:1 VT	18.23	178	19, 115, 240
3	1200	575	213T	<b>TE120</b>	3.5	89.5%	10:1 CT/10:1 VT	18.23	184	19, 115, 240
3	1800	208-230/460	182T	<b>TE121</b>	8.6-7.7/3.9	89.5%	10:1 CT/10:1 VT	14.8	99	19, 115, 240
3	1800	575	182T	<b>TE122</b>	3.1	89.5%	10:1 CT/10:1 VT	14.8	104	19, 115, 240
3	1800	200	182T	<b>TE123</b>	8.9	89.5%	10:1 CT/10:1 VT	15.15	104	19, 115, 240
3	3600	208-230/460	182T	<b>TE124</b>	8.4-7.6/3.8	86.5%	10:1 CT/10:1 VT	14.8	92	19, 115, 240
3	3600	575	182T	<b>TE125</b>	3	86.5%	10:1 CT/10:1 VT	14.8	95	19, 115, 240
5	1200	208-230/460	215T	<b>TE126</b>	16-14/7.1	89.5%	10:1 CT/10:1 VT	19.73	189	19, 115, 240
5	1200	575	215T	<b>TE127</b>	5.7	89.5%	10:1 CT/10:1 VT	19.73	193	19, 115, 240
5	1800	200	184T	<b>TE128</b>	15	89.5%	10:1 CT/10:1 VT	16.14	115	19, 115, 240
5	1800	208-230/460	184T	<b>TE129</b>	14-13/6.4	89.5%	10:1 CT/10:1 VT	15.81	115	19, 115, 240
5	1800	575	184T	<b>TE130</b>	5.1	89.5%	10:1 CT/10:1 VT	15.81	115	19, 115, 240
5	3600	208-230/460	184T	<b>TE131</b>	14-12/6.2	88.5%	10:1 CT/10:1 VT	15.81	106	19, 115, 240
5	3600	575	184T	<b>TE132</b>	4.9	88.5%	10:1 CT/10:1 VT	15.81	106	19, 115, 240
7.5	1200	208-230/460	254T	<b>TE133</b>	23-21/10	91.0%	10:1 CT/10:1 VT	26.66	330	19, 115, 240
7.5	1200	575	254T	<b>TE134</b>	8.2	91.0%	10:1 CT/10:1 VT	26.66	305	19, 115, 240
7.5	1800	200	213T	<b>TE135</b>	22	91.7%	10:1 CT/10:1 VT	18.23	175	19, 115, 240

Continued on next page

Models in green shaded area are cast iron construction.



# Century® Three Phase TEFC General Purpose Motors

HP	RPM	Volts	Frame	NEW Century Part Number	AMPS @ 60 HZ	NEMA Nom. Efficiency	Inverter Duty	"C" Dimension	Approx. Weight	Notes
7.5	1800	208-230/460	213T	TE136	21-19/9.6	91.7%	10:1 CT/10:1 VT	18.23	175	19, 115, 240
7.5	1800	575	213T	TE137	7.7	91.7%	10:1 CT/10:1 VT	18.23	182	19, 115, 240
7.5	3600	208-230/460	213T	TE138	20-19/9.2	89.5%	10:1 CT/10:1 VT	18.23	170	19, 115, 240
7.5	3600	575	213T	TE139	7.4	89.5%	10:1 CT/10:1 VT	18.23	202	19, 115, 240
10	1200	208-230/460	256T	TE140	30-27/14	91.0%	10:1 CT/10:1 VT	25.43	360	19, 115, 240
10	1200	575	256T	TE141	11	91.0%	10:1 CT/10:1 VT	27.84	350	19, 115, 240
10	1800	200	215T	TE142	28.3	91.7%	10:1 CT/10:1 VT	19.73	200	19, 115, 240
10	1800	208-230/460	215T	TE143	27-25/12	91.7%	10:1 CT/10:1 VT	19.73	200	19, 115, 240
10	1800	575	215T	TE144	9.8	91.7%	10:1 CT/10:1 VT	19.73	209	19, 115, 240
10	3600	208-230/460	215T	TE145	26-24/12	90.2%	10:1 CT/10:1 VT	19.73	200	19, 115, 240
10	3600	575	215T	TE146	9.4	90.2%	10:1 CT/10:1 VT	19.73	218	19, 115, 240
15	1200	208-230/460	284T	TE147	44-40/20	91.7%	10:1 CT/10:1 VT	30.04	450	19, 115, 240
15	1200	575	284T	TE148	16	91.7%	10:1 CT/10:1 VT	30.04	450	19, 115, 240
15	1800	208-230/460	254T	TE149	41-37/19	92.4%	10:1 CT/10:1 VT	26.66	330	19, 115, 240
15	1800	575	254T	TE150	15	92.4%	10:1 CT/10:1 VT	26.66	309	19, 115, 240
15	1800	200	254T	TE151	42.6	92.4%	10:1 CT/10:1 VT	26.66	309	19, 115, 240
15	3600	575	254T	TE152	14	91.0%	10:1 CT/10:1 VT	26.66	317	19, 115, 240
15	3600	208-230/460	254T	TE153	39-35/18	91.0%	10:1 CT/10:1 VT	26.66	318	19, 115, 240
20	1200	208-230/460	286T	TE154	58-52/26	91.7%	10:1 CT/10:1 VT	31.22	527	19, 115, 240
20	1200	575	286T	TE155	21	91.7%	10:1 CT/10:1 VT	31.22	509	19, 115, 240
20	1800	200	256T	TE156	55.8	93.0%	10:1 CT/10:1 VT	31.22	350	19, 115, 240
20	1800	208-230/460	256T	TE157	54-49/24	93.0%	10:1 CT/10:1 VT	27.84	374	19, 115, 240
20	1800	575	256T	TE158	19	93.0%	10:1 CT/10:1 VT	27.84	378	19, 115, 240
20	3600	208-230/460	256T	TE159	52-47/23	91.0%	10:1 CT/10:1 VT	27.84	344	19, 115, 240
20	3600	575	256T	TE160	18	91.0%	10:1 CT/10:1 VT	27.84	344	19, 115, 240
25	1200	208-230/460	324T	TE161	73-66/33	93.0%	10:1 CT/10:1 VT	32.68	645	19, 115, 240
25	1200	575	324T	TE162	26	93.0%	10:1 CT/10:1 VT	32.68	645	19, 115, 240
25	1800	200	284T	TE163	69	93.6%	10:1 CT/10:1 VT	30.04	510	19, 115, 240
25	1800	208-230/460	284T	TE164	67-60/30	93.6%	10:1 CT/10:1 VT	30.04	510	19, 115, 240
25	1800	575	284T	TE165	24	93.6%	10:1 CT/10:1 VT	30.04	510	19, 115, 240
25	3600	208-230/460	284TS	TE166	63-57/28	91.7%	10:1 CT/10:1 VT	28.67	510	19, 115, 240
25	3600	575	284TS	TE167	23	91.7%	10:1 CT/10:1 VT	28.67	464	19, 115, 240
30	1200	208-230/460	326T	TE168	88-79/40	93.0%	2:1 CT/10:1 VT	33.86	735	19, 115, 240
30	1200	575	326T	TE169	32	93.0%	2:1 CT/10:1 VT	33.86	670	19, 115, 240
30	1800	208-230/460	286T	TE170	80-72/36	93.6%	10:1 CT/10:1 VT	31.22	566	19, 115, 240
30	1800	575	286T	TE171	29	93.6%	10:1 CT/10:1 VT	31.22	523	19, 115, 240
30	3600	208-230/460	286TS	TE172	75-68/34	91.7%	10:1 CT/10:1 VT	29.85	535	19, 115, 240
30	3600	575	286TS	TE173	27	91.7%	10:1 CT/10:1 VT	29.85	501	19, 115, 240
40	1200	208-230/460	364T	TE174	105-95/47	94.1%	10:1 CT/10:1 VT	36.61	830	19, 115, 240
40	1800	208-230/460	324T	TE175	104-94/47	94.1%	10:1 CT/10:1 VT	32.68	674	19, 115, 240
40	1800	575	324T	TE176	37	94.1%	10:1 CT/10:1 VT	32.68	646	19, 115, 240
40	3600	208-230/460	324TS	TE177	100-90/45	92.4%	10:1 CT/10:1 VT	29.85	674	19, 115, 240
40	3600	575	324TS	TE178	36	92.4%	10:1 CT/10:1 VT	31.18	616	19, 115, 240
50	1200	208-230/460	365T	TE179	131-118/59	94.1%	10:1 CT/10:1 VT	38.39	1025	19, 115, 240
50	1800	208-230/460	326T	TE180	132-119/60	94.5%	2:1 CT/10:1 VT	33.86	725	19, 115, 240
50	1800	575	326T	TE181	48	94.5%	2:1 CT/10:1 VT	33.86	687	19, 115, 240
50	3600	208-230/460	326TS	TE182	124-112/56	93.0%	2:1 CT/10:1 VT	32.36	719	19, 115, 240
50	3600	575	326TS	TE183	45	93.0%	2:1 CT/10:1 VT	32.36	669	19, 115, 240
60	1200	208-230/460	404T	TE184	158-143/72	94.5%	2:1 CT/10:1 VT	42.06	1340	19, 115, 240
60	1800	208-230/460	364T	TE185	152-138/69	95.0%	10:1 CT/10:1 VT	36.61	993	19, 115, 240
60	1800	208-230/460	364TS	TE186	152-138/69	95.0%	10:1 CT/10:1 VT	34.09	945	19, 115, 240
60	1800	575	364T	TE187	55	95.0%	10:1 CT/10:1 VT	36.22	987	19, 115, 240
60	3600	208-230/460	364TS	TE188	149-135/67	93.6%	10:1 CT/10:1 VT	34.09	942	19, 115, 240
75	1200	208-230/460	405T	TE189	196-177/88	94.5%	2:1 CT/10:1 VT	42.06	1436	19, 115, 240
75	1800	208-230/460	365TS	TE190	189-171/86	95.4%	2:1 CT/10:1 VT	35.86	1045	19, 115, 240
75	1800	208-230/460	365T	TE191	189-171/86	95.4%	2:1 CT/10:1 VT	38.39	1083	19, 115, 240
75	1800	575	365T	TE192	68	95.4%	2:1 CT/10:1 VT	37.99	1087	19, 115, 240
75	3600	208-230/460	365TS	TE193	184-167/83	93.6%	2:1 CT/10:1 VT	35.86	1045	19, 115, 240

Models in green shaded area are cast iron construction.

Continued on next page

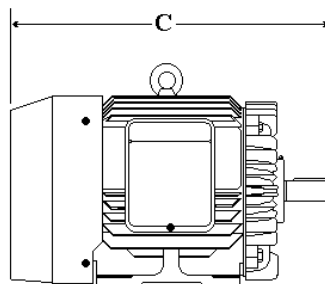
# Century® Three Phase TEFC General Purpose Motors

HP	RPM	Volts	Frame	NEW Century Part Number	AMPS @ 60 HZ	NEMA Nom. Efficiency	Inverter Duty	"C" Dimension	Approx. Weight	Notes
100	1200	208-230/460	444T	<b>TE194</b>	251-227/113	95.0%	2:1 CT/10:1 VT	49.8	2060	19, 115, 240
100	1800	575	405T	<b>TE195</b>	89	95.4%	2:1 CT/10:1 VT	42.06	1446	19, 115, 240
100	1800	208-230/460	405TS	<b>TE197</b>	247-223/112	95.4%	2:1 CT/10:1 VT	39.05	1435	19, 115, 240
100	3600	208-230/460	405TS	<b>TE198</b>	242-219/109	94.1%	2:1 CT/10:1 VT	39.05	1412	19, 115, 240
125	1200	230/460	445T	<b>TE199</b>	287/143	95.0%	2:1 CT/10:1 VT	49.8	2169	19, 115, 240
125	1800	230/460	444T	<b>TE200</b>	279/139	95.4 %	2:1 CT/10:1 VT	49.8	1888	19, 115, 240
125	1800	230/460	444TS	<b>TE201</b>	279/139	95.4%	2:1 CT/10:1 VT	46.05	1888	19, 115, 240
125	1800	575	444T	<b>TE202</b>	112	95.4%	2:1 CT/10:1 VT	49.8	1888	19, 115, 240
125	3600	230/460	444TS	<b>TE203</b>	274/137	95.0%	2:1 CT/10:1 VT	46.05	1925	19, 115, 240
150	1200	230/460	447T	<b>TE204</b>	337/169	95.8%	2:1 CT/10:1 VT	54.9	2587	19, 115, 240
150	1800	230/460	445T	<b>TE205</b>	333/167	95.8%	2:1 CT/10:1 VT	49.8	2161	19, 115, 240
150	1800	575	445T	<b>TE206</b>	133	95.8%	2:1 CT/10:1 VT	49.8	2086	19, 115, 240
150	3600	230/460	445TS	<b>TE207</b>	329/164	95.0%	2:1 CT/10:1 VT	46.05	2150	19, 115, 240
200	1200	460	449T	<b>TE208</b>	227	95.8%	2:1 CT/10:1 VT	54.9	2650	19, 115, 240
200	1800	460	447T	<b>TE209</b>	221	96.2%	2:1 CT/10:1 VT	54.9	2461	19, 115, 240
200	1800	575	447T	<b>TE210</b>	177	96.2%	2:1 CT/10:1 VT	54.9	2486	19, 115, 240
200	3600	230/460	447TS	<b>TE211</b>	436/218	95.4%	2:1 CT/10:1 VT	51.16	2580	19, 115, 240

Models in green shaded area are cast iron construction.



Speed Engineered® motors are specially designed, tested and warranted to be **Corona-Free**. See pages 1 and 2 of this catalog for more Speed Engineered® motors information.



# Century® Three Phase TEFC NEMA “C” Face General Purpose Motors

## Features:

- Squirrel Cage
- Round Frame
- No Base
- 2, 4 & 6 Pole
- 1 - 10 HP
- NEMA Premium
- Class F Insulation System
- Inverter Duty
- 1.15 Service Factor
- 50/60 Hz (50 Hz @ next lower HP, 1.15 SF)
- CE
- CSA
- UL Approvals
- 40° C Ambient
- IP44
- Rolled Steel Construction



CF119



HP	RPM	Volts	Frame	NEW Century Part Number	AMPS @ 60 HZ	NEMA Nom. Efficiency	Inverter Duty	“C” Dimension	Approx. Weight	Notes
1	1200	208-230/460	145TC	<b>CF100</b>	3.5-3.2/1.6	82.5%	10:1 CT/10:1 VT	14.7	64	115
1	1800	208-230/460	143TC	<b>CF101</b>	3-2.7/1.4	85.5%	10:1 CT/10:1 VT	13.7	53	115
1.5	1200	208-230/460	182TC	<b>CF102</b>	5.1-4.7/2.3	87.5%	10:1 CT/10:1 VT	15.75	91	115
1.5	1800	208-230/460	145TC	<b>CF103</b>	4.3-3.9/2	86.5%	10:1 CT/10:1 VT	14.7	62	115
1.5	3600	208-230/460	143TC	<b>CF104</b>	4.3-3.9/1.9	84.0%	10:1 CT/10:1 VT	13.7	56	115
2	1200	208-230/460	184TC	<b>CF105</b>	6.7-6/3	88.5%	10:1 CT/10:1 VT	16.73	112	115
2	1800	208-230/460	145TC	<b>CF106</b>	5.6-5.1/2.5	86.5%	10:1 CT/10:1 VT	14.7	60	115
2	3600	208-230/460	145TC	<b>CF107</b>	5.5-5/2.5	85.5%	10:1 CT/10:1 VT	14.7	60	115
3	1200	208-230/460	213TC	<b>CF108</b>	9.6-8.7/4.4	89.5%	10:1 CT/10:1 VT	19.53	160	115
3	1800	208-230/460	182TC	<b>CF109</b>	8.5-7.7/3.8	89.5%	10:1 CT/10:1 VT	15.75	98	115
3	3600	208-230/460	182TC	<b>CF110</b>	8.4-7.6/3.8	86.5%	10:1 CT/10:1 VT	15.75	88	115
5	1200	208-230/460	215TC	<b>CF111</b>	16-14/7.1	89.5%	10:1 CT/10:1 VT	21.02	169	115
5	1800	208-230/460	184TC	<b>CF112</b>	14-13/6.3	89.5%	10:1 CT/10:1 VT	16.73	110	115
5	3600	208-230/460	184TC	<b>CF113</b>	14-12/6.2	88.5%	10:1 CT/10:1 VT	16.73	101	115
7.5	1200	208-230/460	254TC	<b>CF114</b>	22-20/10	91.0%	10:1 CT/10:1 VT	26.57	290	115
7.5	1800	208-230/460	213TC	<b>CF115</b>	21-19/9.3	91.7%	10:1 CT/10:1 VT	19.53	154	115
7.5	3600	208-230/460	213TC	<b>CF116</b>	20-18/9.2	89.5%	10:1 CT/10:1 VT	19.53	151	115
10	1200	208-230/460	256TC	<b>CF117</b>	30-27/14	91.0%	10:1 CT/10:1 VT	27.76	295	115
10	1800	208-230/460	215TC	<b>CF118</b>	27-25/12	91.7%	10:1 CT/10:1 VT	21.02	174	115
10	3600	208-230/460	215TC	<b>CF119</b>	26-24/12	90.2%	10:1 CT/10:1 VT	21.02	175	115



Speed Engineered® motors are specially designed, tested and warranted to be **Corona-Free**. See pages 1 and 2 of this catalog for more Speed Engineered® motors information.

# Century® Three Phase TEFC NEMA “C” Face General Purpose Motors

## Features:

- Squirrel Cage
- Rigid Base
- 2, 4 & 6 Pole
- 1 - 75 HP
- NEMA Premium
- Class F Insulation System
- Inverter Duty
- 1.15 Service Factor
- 50/60 Hz (50 Hz @ next lower HP, 1.15 SF)
- CE
- CSA
- UL Approvals
- 40° C Ambient
- IP44
- Rolled Steel Construction or Cast Iron as noted



CFR03



CFR38



HP	RPM	Volts	Frame	NEW Century Part Number	AMPS @ 60 HZ	NEMA Nom. Efficiency	Inverter Duty	“C” Dimension	Approx. Weight	Notes
1	1200	208-230/460	145TC	<b>CFR01</b>	3.5-3.2/1.6	82.5%	10:1 CT/10:1 VT	14.7	64	115
1	1800	208-230/460	143TC	<b>CFR02</b>	3-2.7/1.4	85.5%	10:1 CT/10:1 VT	13.7	53	115
1.5	1200	208-230/460	182TC	<b>CFR03</b>	5.1-4.7/2.3	87.5%	10:1 CT/10:1 VT	15.75	91	115
1.5	1800	208-230/460	145TC	<b>CFR04</b>	4.3-4/2.0	86.5%	10:1 CT/10:1 VT	14.7	62	115
1.5	3600	208-230/460	143TC	<b>CFR05</b>	4.3-3.9/1.9	84.0%	10:1 CT/10:1 VT	13.7	56	115
2	1200	208-230/460	184TC	<b>CFR06</b>	6.7-6/3	88.5%	10:1 CT/10:1 VT	16.73	104	115
2	1800	208-230/460	145TC	<b>CFR07</b>	5.6-5.1/2.5	86.5%	10:1 CT/10:1 VT	14.7	60	115
2	3600	208-230/460	145TC	<b>CFR08</b>	5.5-5/2.5	85.5%	10:1 CT/10:1 VT	14.7	60	115
3	1200	208-230/460	213TC	<b>CFR09</b>	9.4-8.5/4.3	89.5%	10:1 CT/10:1 VT	19.53	164	115
3	1800	208-230/460	182TC	<b>CFR10</b>	8.3-7.5/3.8	89.5%	10:1 CT/10:1 VT	15.75	92	115
3	3600	208-230/460	182TC	<b>CFR11</b>	8.4-7.6/3.8	86.5%	10:1 CT/10:1 VT	15.75	83	115
5	1200	208-230/460	215TC	<b>CFR12</b>	16-14/7.1	89.5%	10:1 CT/10:1 VT	21.02	174	115
5	1800	208-230/460	184TC	<b>CFR13</b>	14-13/6.3	89.5%	10:1 CT/10:1 VT	16.73	105	115
5	3600	208-230/460	184TC	<b>CFR14</b>	13-12/6	88.5%	10:1 CT/10:1 VT	16.73	97	115
7.5	1200	208-230/460	254TC	<b>CFR15</b>	23-21/10	91.0%	10:1 CT/10:1 VT	26.6	315	115
7.5	1800	208-230/460	213TC	<b>CFR16</b>	21-19/9.6	91.7%	10:1 CT/10:1 VT	19.53	161	115
7.5	3600	208-230/460	213TC	<b>CFR17</b>	20-10/9.2	89.5%	10:1 CT/10:1 VT	19.53	152	115
10	1200	208-230/460	256TC	<b>CFR18</b>	30-27/14	91.0%	10:1 CT/10:1 VT	27.8	345	115
10	1800	208-230/460	215TC	<b>CFR19</b>	27-25/12	91.7%	10:1 CT/10:1 VT	21.02	183	115
10	3600	208-230/460	215TC	<b>CFR20</b>	26-24/12	90.2%	10:1 CT/10:1 VT	21.02	172	115
15	1200	208-230/460	284TC	<b>CFR21</b>	45-41/20	91.7%	10:1 CT/10:1 VT	30.04	450	115
15	1800	208-230/460	254TC	<b>CFR22</b>	41-37/19	92.4%	10:1 CT/10:1 VT	26.6	325	115
15	3600	208-230/460	254TC	<b>CFR23</b>	39-35/18	91.0%	10:1 CT/10:1 VT	26.6	336	115
20	1200	208-230/460	286TC	<b>CFR24</b>	58-52/26	91.7%	10:1 CT/10:1 VT	31.22	530	115
20	1800	208-230/460	256TC	<b>CFR25</b>	54-49/24	93.0%	10:1 CT/10:1 VT	27.8	414	115
20	3600	208-230/460	256TC	<b>CFR26</b>	51-46/23	91.0%	10:1 CT/10:1 VT	27.8	364	115
25	1200	208-230/460	324TC	<b>CFR27</b>	74-67/33	93.0%	10:1 CT/10:1 VT	32.68	645	115
25	1800	208-230/460	284TC	<b>CFR28</b>	68-61/31	93.6%	10:1 CT/10:1 VT	30.04	510	115
25	3600	208-230/460	284TSC	<b>CFR29</b>	63-57/28	91.7%	10:1 CT/10:1 VT	28.67	490	115
30	1200	208-230/460	326TC	<b>CFR30</b>	88-79/40	93.0%	2:1 CT/10:1 VT	33.86	730	115
30	1800	208-230/460	286TC	<b>CFR31</b>	81-73/37	93.6%	10:1 CT/10:1 VT	31.22	541	115
30	3600	208-230/460	286TSC	<b>CFR32</b>	75-68/34	91.7%	10:1 CT/10:1 VT	29.85	516	115
40	1200	208-230/460	364TC	<b>CFR33</b>	107-97/48	94.1%	10:1 CT/10:1 VT	36.22	900	115
40	1800	208-230/460	324TC	<b>CFR34</b>	106-96/48	94.1%	10:1 CT/10:1 VT	32.68	665	115
40	3600	208-230/460	324TSC	<b>CFR35</b>	100-90/45	92.4%	10:1 CT/10:1 VT	31.18	647	115
50	1200	208-230/460	365TC	<b>CFR36</b>	131-118/59	94.1%	10:1 CT/10:1 VT	37.99	1040	115
50	1800	208-230/460	326TC	<b>CFR37</b>	132-119/60	94.5%	2:1 CT/10:1 VT	33.86	702	115

Continued on next page

Models in green shaded area are cast iron construction.

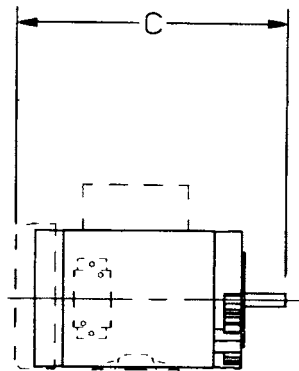
# Century® Three Phase TEFC NEMA “C” Face General Purpose Motors

HP	RPM	Volts	Frame	NEW Century Part Number	AMPS @ 60 HZ	NEMA Nom. Efficiency	Inverter Duty	“C” Dimension	Approx. Weight	Notes
50	3600	208-230/460	326TSC	<b>CFR38</b>	124-112/56	93.0%	2:1 CT/10:1 VT	32.36	704	115
60	1200	208-230/460	404TC	<b>CFR39</b>	158-143/72	94.5%	2:1 CT/10:1 VT	42.06	1360	115
60	1800	208-230/460	364TC	<b>CFR40</b>	152-138/69	95.0%	10:1 CT/10:1 VT	36.22	1023	115
60	3600	208-230/460	364TSC	<b>CFR41</b>	149-135/67	93.6%	10:1 CT/10:1 VT	34.09	974	115
75	1200	208-230/460	405TC	<b>CFR42</b>	196-177/88	94.5%	2:1 CT/10:1 VT	42.06	1450	115
75	1800	208-230/460	365TC	<b>CFR43</b>	191-173/86	95.4%	2:1 CT/10:1 VT	37.99	1126	115
75	3600	208-230/460	365TSC	<b>CFR44</b>	188-170/85	93.6%	2:1 CT/10:1 VT	35.86	1084	115

Models in green shaded area are cast iron construction.



Speed Engineered® motors are specially designed, tested and warranted to be **Corona-Free**. See pages 1 and 2 of this catalog for more Speed Engineered® motors information.



# Century® Three Phase Severe Duty TEFC Motors

## Features:

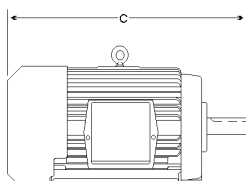
- Rigid Base
- 2, 4 & 6 Pole
- 1 thru 50 HP
- NEMA Premium
- Class F Insulation System
- Inverter Duty
- 1.15 Service Factor
- 50/60 Hz (50 Hz @ next lower HP, 1.15 SF)
- CE
- CSA
- UL Approvals
- 40° C Ambient
- IP44
- Severe Duty Cast Iron Construction



SD137

HP	RPM	Volts	Frame	NEW Century Part Number	AMPS @ 60 HZ	NEMA Nom. Efficiency	Inverter Duty	"C" Dimension	Approx. Weight	Notes
1	1200	208-230/460	145T	<b>SD100</b>	3.5-3.2/1.6	82.5%	10:1 CT/10:1 VT	14.2	71	115, 240
1	1800	208-230/460	143T	<b>SD101</b>	3-2.7/1.4	85.5%	10:1 CT/10:1 VT	13.2	62	115, 240
1.5	1200	208-230/460	182T	<b>SD102</b>	5.1-4.7/2.3	87.5%	10:1 CT/10:1 VT	15.15	100	115, 240
1.5	1800	208-230/460	145T	<b>SD103</b>	4.3-3.9/2	86.5%	10:1 CT/10:1 VT	13.2	69	115, 240
1.5	3600	208-230/460	143T	<b>SD104</b>	4.3-3.9/1.9	84.0%	10:1 CT/10:1 VT	13.2	67	115, 240
2	1200	208-230/460	184T	<b>SD105</b>	6.7-6/3	88.5%	10:1 CT/10:1 VT	15.15	113	115, 240
2	1800	208-230/460	145T	<b>SD106</b>	5.6-5.1/2.5	86.5%	10:1 CT/10:1 VT	14.2	67	115, 240
2	3600	208-230/460	145T	<b>SD107</b>	5.5-5/2.5	85.5%	10:1 CT/10:1 VT	14.2	67	115, 240
3	1200	208-230/460	213T	<b>SD108</b>	9.6-8.7/4.4	89.5%	10:1 CT/10:1 VT	17.91	184	115, 240
3	1800	208-230/460	182T	<b>SD109</b>	8.6-7.7/3.9	89.5%	10:1 CT/10:1 VT	15.15	98	115, 240
3	3600	208-230/460	182T	<b>SD110</b>	8.4-7.6/3.8	86.5%	10:1 CT/10:1 VT	15.15	98	115, 240
5	1200	208-230/460	215T	<b>SD111</b>	16-14/7.1	89.5%	10:1 CT/10:1 VT	19.48	193	115, 240
5	1800	208-230/460	184T	<b>SD112</b>	14-13/6.4	89.5%	10:1 CT/10:1 VT	16.14	105	115, 240
5	3600	208-230/460	184T	<b>SD113</b>	14-12/6.2	88.5%	10:1 CT/10:1 VT	16.14	105	115, 240
7.5	1200	208-230/460	254T	<b>SD114</b>	23-21/10	91.0%	10:1 CT/10:1 VT	26.66	305	115, 240
7.5	1800	208-230/460	213T	<b>SD115</b>	21-19/9.6	91.7%	10:1 CT/10:1 VT	17.91	175	115, 240
7.5	3600	208-230/460	213T	<b>SD116</b>	20-19/9.2	89.5%	10:1 CT/10:1 VT	19.48	170	115, 240
10	1200	208-230/460	256T	<b>SD117</b>	30-27/14	91.0%	10:1 CT/10:1 VT	26.66	345	115, 240
10	1800	208-230/460	215T	<b>SD118</b>	27-25/12	91.7%	10:1 CT/10:1 VT	19.48	200	115, 240
10	3600	208-230/460	215T	<b>SD119</b>	26-24/12	90.2%	10:1 CT/10:1 VT	19.48	172	115, 240
15	1200	208-230/460	284T	<b>SD120</b>	44-40/20	91.7%	10:1 CT/10:1 VT	30.16	450	115, 240
15	1800	208-230/460	254T	<b>SD121</b>	41-37/19	92.4%	10:1 CT/10:1 VT	26.66	309	115, 240
15	3600	208-230/460	254T	<b>SD122</b>	38-34/17	91.0%	10:1 CT/10:1 VT	26.66	336	115, 240
20	1200	208-230/460	286T	<b>SD123</b>	58-52/26	91.7%	10:1 CT/10:1 VT	31.34	510	115, 240
20	1800	208-230/460	256T	<b>SD124</b>	54-49/24	93.0%	10:1 CT/10:1 VT	27.84	350	115, 240
20	3600	208-230/460	256T	<b>SD125</b>	51-46/23	91.0%	10:1 CT/10:1 VT	27.84	340	115, 240
25	1200	208-230/460	324T	<b>SD126</b>	73-66/33	93.0%	10:1 CT/10:1 VT	32.68	645	115, 240
25	1800	208-230/460	284T	<b>SD127</b>	67-60/30	93.6%	10:1 CT/10:1 VT	30.16	510	115, 240
25	3600	208-230/460	284TS	<b>SD128</b>	63-57/28	91.7%	10:1 CT/10:1 VT	28.82	510	115, 240
30	1200	208-230/460	326T	<b>SD129</b>	88-79/40	93.0%	2:1 CT/10:1 VT	33.86	730	115, 240
30	1800	208-230/460	286T	<b>SD130</b>	80-72/36	93.6%	10:1 CT/10:1 VT	31.34	540	115, 240
30	3600	208-230/460	286TS	<b>SD131</b>	75-68/34	91.7%	10:1 CT/10:1 VT	30	500	115, 240
40	1200	208-230/460	364T	<b>SD132</b>	105-95/47	94.1%	10:1 CT/10:1 VT	36.61	830	115, 240
40	1800	208-230/460	324T	<b>SD133</b>	104-94/47	94.1%	10:1 CT/10:1 VT	32.68	650	115, 240
40	3600	208-230/460	324TS	<b>SD134</b>	100-90/45	92.4%	10:1 CT/10:1 VT	31.18	620	115, 240
50	1200	208-230/460	365T	<b>SD135</b>	131-118/59	94.1%	10:1 CT/10:1 VT	38.39	1025	115, 240
50	1800	208-230/460	326T	<b>SD136</b>	132-119/60	94.5%	2:1 CT/10:1 VT	33.86	705	115, 240
50	3600	208-230/460	326TS	<b>SD137</b>	124-112/56	93.0%	2:1 CT/10:1 VT	32.36	670	115, 240

Models in green shaded area are cast iron construction.



Speed Engineered® motors are specially designed, tested and warranted to be **Corona-Free**. See pages 1 and 2 of this catalog for more Speed Engineered® motors information.

# Century® Three Phase ODP Close-Coupled Pump Motors

## Features:

- Types JM & JP
- Horizontal
- Rigid Base
- 2 & 4 Pole
- 1 - 25 HP
- NEMA Premium & EPACT
- Class F Insulation System
- Inverter Duty
- 1.15 Service Factor
- 50/60 Hz  
(50 Hz @ next lower HP, 1.15 SF)
- CE
- CSA
- UL Approvals
- 40° C Ambient
- IP22
- Rolled Steel Construction



HP	RPM	Volts	Frame	NEW Century Part Number	AMPS @ 60 HZ	NEMA Nom. Efficiency	Inverter Duty	"C" Dimension	Approx. Weight	Notes
1	1800	208-230/460	143JM	<b>CPO10</b>	3-3/1.4	85.5%	10:1 VT	13.8	51	115
1	1800	208-230/460	143JP	<b>CPO11</b>	3-3/1.4	85.5%	10:1 VT	16.9	51	115
1.5	1800	208-230/460	145JM	<b>CPO12</b>	4.3-4/2.0	86.5%	10:1 VT	14.02	58	115
1.5	1800	208-230/460	145JP	<b>CPO13</b>	4.3-4/2.0	86.5%	10:1 VT	17.9	58	115
1.5	3600	208-230/460	143JM	<b>CPO14</b>	4.3-3.9/1.9	84.0%	10:1 VT	13.8	53	115
1.5	3600	208-230/460	143JP	<b>CPO15</b>	4.3-3.9/1.9	84.0%	10:1 VT	16.9	53	115
2	1800	208-230/460	145JM	<b>CPO16</b>	5.6-5.1/2.5	86.5%	10:1 VT	14.8	60	115
2	1800	208-230/460	145JP	<b>CPO17</b>	5.6-5.1/2.5	86.5%	10:1 VT	14.8	60	115
2	3600	208-230/460	145JM	<b>CPO18</b>	5.5-5/2.5	85.5%	10:1 VT	14.8	60	115
2	3600	208-230/460	145JP	<b>CPO19</b>	5.5-5/2.5	85.5%	10:1 VT	17.9	60	115
3	1800	208-230/460	182JM	<b>CPO20</b>	8.9-8/4	87.5%	10:1 VT	16.34	74	16, 115
3	1800	208-230/460	182JP	<b>CPO21</b>	8.9-8/4	87.5%	10:1 VT	19.44	74	16, 115
3	1800	208-230/460	182JM	<b>CPO22</b>	8.6-7.7/3.9	89.5%	10:1 VT	16.34	76	115
3	1800	208-230/460	182JP	<b>CPO23</b>	8.6-7.7/3.9	89.5%	10:1 VT	19.44	76	115
3	1800	575	182JM	<b>CPO24</b>	3.1	89.5%	10:1 VT	16.34	76	115
3	1800	575	182JP	<b>CPO25</b>	3.1	89.5%	10:1 VT	19.44	76	115
3	3600	208-230/460	145JM	<b>CPO26</b>	8.3-7.5/3.7	85.5%	10:1 VT	14.8	62	115
3	3600	208-230/460	145JP	<b>CPO27</b>	8.3-7.5/3.7	85.5%	10:1 VT	17.9	62	115
3	3600	575	145JM	<b>CPO28</b>	3	85.5%	10:1 VT	14.8	62	115
3	3600	575	145JP	<b>CPO29</b>	3	85.5%	10:1 VT	17.9	62	115
5	1800	208-230/460	184JM	<b>CPO30</b>	15-13/6.7	87.5%	10:1 VT	17.37	90	16, 115
5	1800	208-230/460	184JP	<b>CPO31</b>	15-13/6.7	87.5%	10:1 VT	20.46	90	16, 115
5	1800	208-230/460	184JM	<b>CPO32</b>	15-13/6.5	89.5%	10:1 VT	17.37	90	115
5	1800	208-230/460	184JP	<b>CPO33</b>	15-13/6.5	89.5%	10:1 VT	20.46	90	115
5	1800	575	184JM	<b>CPO34</b>	5.2	89.5%	10:1 VT	17.37	90	115
5	1800	575	184JP	<b>CPO35</b>	5.2	89.5%	10:1 VT	20.46	90	115
5	3600	208-230/460	182JM	<b>CPO36</b>	14-12/6.2	87.5%	10:1 VT	16.34	76	16, 115
5	3600	208-230/460	182JP	<b>CPO37</b>	14-12/6.2	87.5%	10:1 VT	19.44	76	16, 115
5	3600	208-230/460	182JM	<b>CPO38</b>	14-12/6.2	86.5%	10:1 VT	16.34	76	115
5	3600	208-230/460	182JP	<b>CPO39</b>	14-12/6.2	86.5%	10:1 VT	19.44	76	115
5	3600	575	182JM	<b>CPO40</b>	4.9	86.5%	10:1 VT	17.37	72	115
5	3600	575	182JP	<b>CPO41</b>	4.9	86.5%	10:1 VT	19.44	72	115
7.5	1800	208-230/460	213JM	<b>E368M2</b>	21-19.2/9.6	91.0%	6:1 VT	20.41	136	
7.5	1800	208-230/460	213JP	<b>E369M2</b>	21-19.2/9.6	91.0%	6:1 VT	24.28	136	
7.5	3600	208-230/460	184JM	<b>CPO42</b>	20-18/9	88.5%	10:1 VT	17.37	89	16, 115
7.5	3600	208-230/460	184JP	<b>CPO43</b>	20-18/9	88.5%	10:1 VT	20.46	89	16, 115
7.5	3600	208-230/460	184JP	<b>CPO44</b>	20-18/8.9	88.5%	10:1 VT	20.46	89	115
7.5	3600	208-230/460	184JM	<b>CPO45</b>	20-18/8.9	88.5%	10:1 VT	17.37	89	115
10	1800	208-230/460	215JM	<b>CPO46</b>	27-25/12	91.7%	10:1 VT	19.22	155	115
10	3600	208-230/490	213JM	<b>E371M2</b>	26-23.4/11.7	89.5%	6:1 VT	19.16	117	

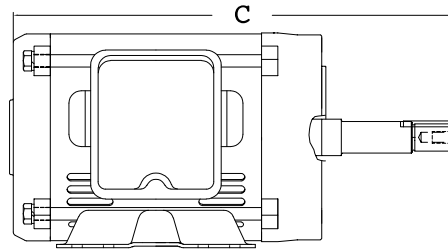
Continued on next page

# Century® Three Phase ODP Close-Coupled Pump Motors

HP	RPM	Volts	Frame	NEW Century Part Number	AMPS @ 60 HZ	NEMA Nom. Efficiency	Inverter Duty	"C" Dimension	Approx. Weight	Notes
10	3600	208-230/460	213JP	<b>E372M2</b>	26-23.4/11.7	89.5%	6:1 VT	23.03	120	
10	1800	208-230/460	215JM	<b>E374M2</b>	27-25/12.5	91.7%	6:1 VT	20.41	146	
10	1800	208-230/460	215JP	<b>E375M2</b>	27-25/12.5	91.7%	6:1 VT	24.28	148	
15	1800	208-230/460	254JM	<b>E482M2</b>	37.0/18.5	91.0%	6:1 VT	23.6	216	16
15	1800	208-230/460	254JP	<b>E483M2</b>	37.0/18.5	91.0%	6:1 VT	26.48	221	
15	3600	230/460	215JM	<b>E377M2</b>	34.0/17.0	90.2%	6:1 VT	20.41	138	
15	3600	230/460	215JP	<b>E378M2</b>	34.0/17.0	90.2%	6:1 VT	24.28	141	
20	1800	230/460	256JM	<b>E488M2</b>	49.6/24.8	91.0%	6:1 VT	23.6	229	
20	1800	230/460	256JP	<b>E489M2</b>	49.6/24.8	91.0%	6:1 VT	26.48	285	
25	3600	230/460	256JM	<b>E491M2</b>	59.0/29.5	91.0%	6:1 VT	23.6	263	
25	3600	230/460	256JP	<b>E492M2</b>	59.0/29.5	91.0%	6:1 VT	26.48	242	



Speed Engineered® motors are specially designed, tested and warranted to be **Corona-Free**. See pages 1 and 2 of this catalog for more Speed Engineered® motors information.





# Century® Three Phase TEFC Close-Coupled Pump Motors

## Features:

- Types JM & JP
- Horizontal
- Rigid Base
- EPACT
- 2 & 4 Pole
- 1 thru 50 HP
- Class F Insulation System
- Inverter Duty
- 1.15 Service Factor
- 50/60 Hz  
(50 Hz @ next lower HP, 1.15 SF)
- CE
- CSA
- UL Approvals
- 40° C Ambient
- IP44
- Cast Iron Construction



CPE67



HP	RPM	Volts	Frame	NEW Century Part Number	AMPS @ 60 HZ	NEMA Nom. Efficiency	Inverter Duty	"C" Dimension	Approx. Weight	Notes
1	1800	208-230/460	143JM	<b>CPE10</b>	3.1-2.8/1.4	82.5%	2:1 CT/10:1 VT	15.75	62	115
1	1800	208-230/460	143JP	<b>CPE11</b>	3.1-2.8/1.4	82.5%	2:1 CT/10:1 VT	18.7	62	115
1	3600	208-230/460	143JM	<b>CPE12</b>	3.2-2.9/1.4	75.5%	2:1 CT/10:1 VT	15.75	62	115
1	3600	208-230/460	143JP	<b>CPE13</b>	3.2-2.9/1.4	75.5%	2:1 CT/10:1 VT	18.7	62	115
1.5	1800	208-230/460	145JM	<b>CPE14</b>	4.5-4/2	84.0%	2:1 CT/10:1 VT	16.75	69	115
1.5	1800	208-230/460	145JP	<b>CPE15</b>	4.5-4/2	84.0%	2:1 CT/10:1 VT	19.7	69	115
1.5	3600	208-230/460	143JM	<b>CPE16</b>	4.4-4/2	82.5%	2:1 CT/10:1 VT	15.75	67	115
1.5	3600	208-230/460	143JP	<b>CPE17</b>	4.4-4/2	82.5%	2:1 CT/10:1 VT	18.7	67	115
2	1800	208-230/460	145JM	<b>CPE18</b>	5.8-5.2/2.6	84.0%	2:1 CT/10:1 VT	16.75	67	115
2	1800	208-230/460	145JP	<b>CPE19</b>	5.8-5.2/2.6	84.0%	2:1 CT/10:1 VT	19.7	67	115
2	3600	208-230/460	145JM	<b>CPE20</b>	5.6-5.1/2.5	84.0%	2:1 CT/10:1 VT	16.75	67	115
2	3600	208-230/460	145JP	<b>CPE21</b>	5.6-5.1/2.5	84.0%	2:1 CT/10:1 VT	19.7	67	115
3	1800	208-230/460	182JM	<b>CPE22</b>	8.8-7.9/4	87.5%	2:1 CT/10:1 VT	17.53	98	115
3	1800	208-230/460	182JP	<b>CPE23</b>	8.8-7.9/4	87.5%	2:1 CT/10:1 VT	18.95	98	115
3	3600	208-230/460	182JM	<b>CPE24</b>	8.4-7.6/3.8	85.5%	2:1 CT/10:1 VT	17.53	98	115
3	3600	208-230/460	182JP	<b>CPE25</b>	8.4-7.6/3.8	85.5%	2:1 CT/10:1 VT	18.95	98	115
5	1800	208-230/460	184JM	<b>CPE26</b>	14-13/6.5	87.5%	2:1 CT/10:1 VT	18.52	105	115
5	1800	208-230/460	184JP	<b>CPE27</b>	14-13/6.5	87.5%	2:1 CT/10:1 VT	19.94	105	115
5	3600	208-230/460	184JM	<b>CPE28</b>	14-12/6.2	87.5%	2:1 CT/10:1 VT	18.52	105	115
5	3600	208-230/460	184JP	<b>CPE29</b>	14-12/6.2	87.5%	2:1 CT/10:1 VT	19.94	105	115
7.5	1800	208-230/460	213JM	<b>CPE30</b>	22-20/9.8	89.5%	2:1 CT/10:1 VT	19.78	175	115
7.5	1800	208-230/460	213JP	<b>CPE31</b>	22-20/9.8	89.5%	2:1 CT/10:1 VT	23.67	175	115
7.5	3600	208-230/460	213JM	<b>CPE32</b>	21-19/9.3	88.5%	2:1 CT/10:1 VT	19.78	170	115
7.5	3600	208-230/460	213JP	<b>CPE33</b>	21-19/9.3	88.5%	2:1 CT/10:1 VT	23.67	170	115
7.5	3600	575	213JM	<b>CPE34</b>	7.5	88.5%	2:1 CT/10:1 VT	19.78	170	115
10	1800	208-230/460	215JM	<b>CPE35</b>	28-25/13	89.5%	2:1 CT/10:1 VT	21.35	200	115
10	1800	208-230/460	215JP	<b>CPE36</b>	28-25/13	89.5%	2:1 CT/10:1 VT	25.24	200	115
10	3600	208-230/460	215JM	<b>CPE37</b>	26-24/12	89.5%	2:1 CT/10:1 VT	21.35	175	115
10	3600	208-230/460	215JP	<b>CPE38</b>	26-24/12	89.5%	2:1 CT/10:1 VT	25.24	175	115
10	3600	575	215JM	<b>CPE39</b>	9.5	89.5%	2:1 CT/10:1 VT	21.35	175	115
15	1800	208-230/460	254JM	<b>CPE40</b>	42-38/19	91.0%	2:1 CT/10:1 VT	26.6	325	115
15	1800	208-230/460	254JP	<b>CPE41</b>	42-38/19	91.0%	2:1 CT/10:1 VT	29.51	330	115
15	3600	208-230/460	254JM	<b>CPE42</b>	39-35/18	90.2%	2:1 CT/10:1 VT	26.6	330	115
15	3600	208-230/460	254JP	<b>CPE43</b>	39-35/18	90.2%	2:1 CT/10:1 VT	26.6	330	115
15	3600	575	254JM	<b>CPE44</b>	39-35/18	90.2%	2:1 CT/10:1 VT	26.6	330	115
20	1800	208-230/460	256JM	<b>CPE45</b>	55-50/25	91.0%	2:1 CT/10:1 VT	27.8	350	115
20	1800	208-230/460	256JP	<b>CPE46</b>	55-50/25	91.0%	2:1 CT/10:1 VT	30.71	350	115
20	3600	208-230/460	256JM	<b>CPE47</b>	51-46/23	90.2%	2:1 CT/10:1 VT	27.8	340	115
20	3600	208-230/460	256JP	<b>CPE48</b>	51-46/23	90.2%	2:1 CT/10:1 VT	30.71	340	115
20	3600	575	256JM	<b>CPE49</b>	18.7	90.2%	2:1 CT/10:1 VT	27.8	340	115
25	1800	208-230/460	284JM	<b>CPE50</b>	69-63/31	92.4%	2:1 CT/10:1 VT	30.92	510	115

Models in green shaded area are cast iron construction.

Continued on next page

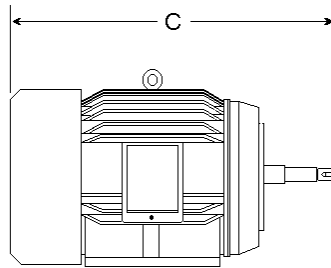
# Century® Three Phase TEFC Close-Coupled Pump Motors

HP	RPM	Volts	Frame	NEW Century Part Number	AMPS @ 60 HZ	NEMA Nom. Efficiency	Inverter Duty	"C" Dimension	Approx. Weight	Notes
25	1800	208-230/460	284JP	<b>CPE51</b>	69-63/31	92.4%	2:1 CT/10:1 VT	33.82	510	115
25	3600	208-230/460	284JM	<b>CPE52</b>	65-58/29	91.0%	2:1 CT/10:1 VT	30.92	510	115
25	3600	208-230/460	284JP	<b>CPE53</b>	65-58/29	91.0%	2:1 CT/10:1 VT	33.82	510	115
25	3600	575	284JM	<b>CPE54</b>	23	91.0%	2:1 CT/10:1 VT	30.92	510	115
30	1800	208-230/460	286JM	<b>CPE55</b>	81-73/37	92.4%	2:1 CT/10:1 VT	32.1	540	115
30	1800	208-230/460	286JP	<b>CPE56</b>	81-73/37	92.4%	2:1 CT/10:1 VT	35	540	115
30	3600	208-230/460	286JM	<b>CPE57</b>	78-70/35	91.0%	2:1 CT/10:1 VT	32.1	515	115
30	3600	208-230/460	286JP	<b>CPE58</b>	78-70/35	91.0%	2:1 CT/10:1 VT	35	515	115
30	3600	575	286JM	<b>CPE59</b>	28	91.0%	2:1 CT/10:1 VT	32.1	515	115
40	1800	208-230/460	324JM	<b>CPE60</b>	104-94/47	93.0%	2:1 CT/10:1 VT	32.93	670	115
40	1800	208-230/460	324JP	<b>CPE61</b>	104-94/47	93.0%	2:1 CT/10:1 VT	35.81	670	115
40	3600	208-230/460	324JM	<b>CPE62</b>	103-93/46	91.7%	2:1 CT/10:1 VT	32.93	650	115
40	3600	208-230/460	324JP	<b>CPE63</b>	103-93/46	91.7%	2:1 CT/10:1 VT	35.81	650	115
50	1800	208-230/460	326JM	<b>CPE64</b>	130-117/59	93.0%	2:1 CT/10:1 VT	34.11	705	115
50	1800	208-230/460	326JP	<b>CPE65</b>	130-117/59	93.0%	2:1 CT/10:1 VT	36.99	705	115
50	3600	208-230/460	326JM	<b>CPE66</b>	125-113/56	92.4%	2:1 CT/10:1 VT	34.11	705	115
50	3600	208-230/460	326JP	<b>CPE67</b>	127-115/58	92.4%	2:1 CT/10:1 VT	36.99	705	115
50	3600	575	326JM	<b>CPE68</b>	46	92.4%	2:1 CT/10:1 VT	34.11	705	115

Models in green shaded area are cast iron construction.



Speed Engineered® motors are specially designed, tested and warranted to be **Corona-Free**. See pages 1 and 2 of this catalog for more Speed Engineered® motors information.



# Century® Single Phase ODP Close-Coupled Pump Motors

## Features:

- Types JM, JP & TCZ
- Horizontal
- Rigid Base
- 2 & 4 Pole
- 1 thru 10 HP
- 1.15 Service Factor
- Ball Bearings
- Class F Insulation
- Rolled Steel Construction



P317



P327M2

HP	RPM	Volts	Amps	Service Factor	Frame	NEW Century Part Number	Efficiency	Insulation Class	"C" Dimension	Approx. Weight	Notes
1	1800	115/230	15.0/7.5	1.15	143JM	<b>P121</b>		B	15.6	40	21, 233
1	1800	115/230	15.0/7.5	1.15	143JP	<b>P126</b>		B	18.6	40	21, 233
1.5	3600	115/230	16.0/8.0	1.15	143JM	<b>P122</b>		B	15.6	39	21, 233
1.5	1800	115/230	15.0/7.5	1.15	145JM	<b>P123</b>		B	16.3	46	21, 233
1.5	1800	115/230	18.0/9.0	1.15	145JP	<b>P128</b>		B	18.6	45	21, 233
2	3600	115/230	19.2/9.6	1.15	145JM	<b>P124</b>		B	15.5	40	21, 233
2	1800	115/230	20.4/10.2	1.15	182JM	<b>P137</b>		B	16.3	51	21, 233
2	1800	115/230	23.0/11.5	1.15	182JM	<b>P228M2</b>	72.5	F	16	67	
2	1800	115/230	23.0/11.5	1.15	182JP	<b>P232M2</b>	72.5	F	18.9	75	
3	3600	230	13.4	1.15	182JM	<b>P130</b>		B	16.1	40	21, 233
3	3600	230	13.4	1.15	182JP	<b>P131</b>		B	19.4	48	21, 233
3	3600	115/230	32.0/16.1	1.15	182JM	<b>P229M2</b>	72	F	16	69	
3	1800	115/230	33.5/16.8	1.15	184JM	<b>P230M2</b>	77	F	17	80	
5	3600	230	20	1.15	184JM	<b>P140</b>	83.9	B	17.1	53	160, 233
5	3600	200	24	1.15	184JM	<b>P133</b>		B	17	72	21, 233
5	3600	230	22.7	1.15	184JM	<b>P231M2</b>	77	F	17	100	
5	3600	230	28	1.15	184JP	<b>P235M2</b>	78.5	F	20.1	104	
5	3600	230	25.4	1.15	184TCZ	<b>P212M2</b>	77	F	20.1	101	
5	1800	230	22	1.15	213JM	<b>P317M2</b>	81	F	17.6	110	
5	1800	230	22	1.15	213JP	<b>P324M2</b>	81	F	21.5	117	
5	1800	230	22	1.15	213TCZ	<b>P312M2</b>	81	F	20.7	118	
7.5	3600	230	37	1.15	213JM	<b>P318M2</b>	77	F	17.6	104	
7.5	3600	230	37	1.15	213JP	<b>P325M2</b>	77	F	21.5	110	
7.5	3600	230	37	1.15	213TCZ	<b>P311M2</b>	77	F	20.7	108	
7.5	1800	230	34.5	1.15	215JM	<b>P319M2</b>	86	F	19.1	118	
7.5	1800	230	34.5	1.15	215JP	<b>P326M2</b>	86	F	23	118	
7.5	1800	230	34.5	1.15	215TCZ	<b>P313M2</b>	86	F	22.2	123	
10	3600	230	37.5	1.15	215JM	<b>P320M2</b>	83.8	F	19.2	139	
10	3600	230	37.5	1.15	215JP	<b>P327M2</b>	83.8	F	22.2	147	
10	3600	230	37.5	1.15	215TCZ	<b>P321M2</b>	83.8	F	22.2	142	

# Century® Multi-Speed - Three Phase Motors

## Dripproof - Rigid Base - Two Speed - Variable Torque - 1/.25 thru 30/7.5 HP

### Features:

For two-speed, one and two winding, variable torque applications for speed control from one speed to another while under load.

- 60 Hz
- 40° C Ambient
- 1.15 Service Factor
- 2-1-VT Speeds
- Ball Bearings
- Class F Insulation
- Reversible



M116V1

**Applications:** Blowers, fans, conveyors, mixing machines, centrifugal pumps

HP	RPM	Oper. HP Hi Spd.*	Oper. HP Low Spd.*	Volts	Frame	NEW Century Part Number	Full Load Amps	"C" Dimension	High Spd. Effi.	Low Spd. Effi.	Notes
<b>Two Speed 1800/900 RPM · One Winding · Variable Torque</b>											
1~.25	1745/850	1	.12	200-230	56HZ	<b>M126V1</b>	3.5-3.4/1.5-1.6	12.1	76.0	59.0	21, 233
1~.25	1745/850	1	.12	460	143T	<b>M116V1</b>	1.8/.75	12.1			233
1.5~.37	1745/845	1-1/2	.19	200-230	145T	<b>M127V1</b>	5.0-4.8/2.1-2.1	12.6	80.0	65.0	21, 233
1.5~.37	1725/850	1-1/2	.19	460	145T	<b>M120V1</b>	2.4	12.6			233
2~.5	1745/850	2	.25	230	145T	<b>M128L</b>	6.6/2.4	13.1			21, 233
3~.75	1745/850	3	.375	200-230	182T	<b>M222M2</b>	10.1-11.6/4.1-4.4	13.7	82.0	72.0	
3~.75	1760/875	3	.375	460	182T	<b>M206M2</b>	6.6/2.4	13.7	84.5	74.0	
5~1.25	1760/870	5	.63	200-230	184T	<b>M223M2</b>	16.0-17.7/6.2-6.2	13.7	85.0	77.0	
5~1.25	1750/870	5	.63	460	184T	<b>M302M2</b>	9.1/3.2	13.7	84.0	73.0	
7.5~1.9	1740/870	7-1/2	.94	200-230	213T	<b>M321M2</b>	23.0-22.5/9.3-8.2	17.3	85.0	72.0	
7.5~1.9	1740/870	7-1/2	.94	460	213T	<b>M312M2</b>	11.8/4.2	17.3	85.0	72.0	
10~2.5	1745/870	10	1.25	200-230	215T	<b>M322M2</b>	27.7-32.4/11.2-11.6	17.3	88.0	77.0	
10~2.5	1750/870	10	1.25	460	215T	<b>M313M2</b>	15.0/5.3	17.3	83.0	71.0	
15~3.7	1760/880	15	1.87	200-230	256T	<b>M425M2</b>	42.5-40.0/16.5-17.0	22.1	90.2	84.0	
15~3.7	1750/875	15	1.87	460	256T	<b>M412M2</b>	19.3/7.8	22.1	88.5	81.5	
20~5	1755/875	20	2.50	200-230	284T	<b>M520M2</b>	56.0-51.0/21.5-21.5	24.3	90.2	82.5	
20~5	1745/870	20	2.50	460	256T	<b>M424M2</b>	25.2/10.0	22.1	89.5	82.5	
25~6.25	1740/865	25	3.12	460	286T	<b>M506M2</b>	31.0/12.0	24.3	89.5	84.0	
30~7.5	1740/870	30	3.75	460	286T	<b>M513M2</b>	35.5/13.5	24.2	90.2	85.5	

\*The operating horsepower is based on the type load where the horsepower required varies as the cube of the speed.

Examples of such loads are fan or blower systems and centrifugal pumps. Two-speed motor performance data sheets are available from your Century Customer Care Team.

# Century® Multi-Speed - Three Phase Motors

## Dripproof - Rigid Base - Two Speed - Variable Torque - 1/.44 thru 30/13.3 HP

### Features:

For two-speed, two winding, variable torque applications for speed control from one speed to another while under load.

- 60 Hz
- 40° C Ambient
- 1.15 Service Factor
- 2-2-VT Speeds
- Ball Bearings
- Class F Insulation
- Reversible



M207M2

**Applications:** Blowers, fans, conveyors, mixing machines, centrifugal pumps

HP	RPM	Oper.HP Hi Spd.*	Oper.HP Low Spd.*	Volts	Frame	NEW Century Part Number	Full Load Amps	"C" Dimension	High Spd. Effi.	Low Spd. Effi.	Notes
<b>Two Speed 1800/900 RPM · Two Winding · Variable Torque</b>											
1~.44	1745/1140	1	.30	460	145T	<b>M109V1</b>	1.7/1.1	12.6	74.0	60.0	21, 233
1.5~.68	1745/1140	1-1/2	.44	200-230	145T	<b>M125V1</b>	5.0-4.9/2.9-2.8	13.1	71.0	80.0	21, 233
1.5~.68	1725/1140	1-1/2	.44	460	145T	<b>M104V1</b>	2.4/1.4	13.1	75.0	71.0	21, 233
2~.88	1750/1170	2	.59	200-230	182T	<b>M220M2</b>	6.4-6.1/3.8-4.1	12.6	81.0	72.0	
2~.88	1760/1175	2	.59	460	182T	<b>M207M2</b>	3.0/2.0	12.6	80.0	70.0	
3~1.3	1740/1160	3	.89	200-230	184T	<b>M221M2</b>	9.0-8.4/4.8-4.8	12.6	81.0	75.0	
3~1.3	1760/1170	3	.89	460	184T	<b>M208M2</b>	4.6/2.6	12.6	82.5	74.0	
5~2.2	1750/1160	5	1.48	200-230	215T	<b>M320M2</b>	16.0-15.5/9.7-10.2	15.6	86.0	78.0	
5~2.2	1750/1160	5	1.48	460	215T	<b>M305M2</b>	7.1/4.8	15.6	78.0	71.0	
7.5~3.3	1760/1170	7-1/2	2.22	200-230	215T	<b>M317M2</b>	22.0-19.5/12.3-12.3	18.3	89.0	85.0	
7.5~3.3	1770/1175	7-1/2	2.22	460	215T	<b>M315M2</b>	10.0/6.0	16.6	87.0	80.0	
10~4.4	1775/1175	10	2.96	200-230	256T	<b>M421M2</b>	27.0-24.0/14.5-13.0	22.1	88.0	80.0	
10~4.4	1775/1175	10	2.96	460	256T	<b>M413M2</b>	12.0/6.3	22.1	87.0	82.0	
15~6.7	1775/1175	15	4.40	200-230	284T	<b>M521M2</b>	40.0-36.0/20.0-19.0	24.3	86.0	85.0	
15~6.7	1775/1175	15	4.40	460	256T	<b>M423M2</b>	18.0/9.5	22.1	86.0	81.0	
20~8.9	1770/1175	20	5.93	200-230	286T	<b>M522M2</b>	54.0-48.0/28.0-26.0	24.3	89.0	86.0	
20~8.9	1770/1175	20	5.93	460	286T	<b>M504M2</b>	24.0/13.0	24.2	90.0	84.0	
25~11.0	1770/1180	25	7.40	460	286T	<b>M515M2</b>	29.0/17.5	24.3	91.0	86.0	
30~13.3	1770/1170	30	8.90	460	286T	<b>M514M2</b>	36.0/18.5	24.3	91.0	88.0	

\*The operating horsepower is based on the type load where the horsepower required varies as the cube of the speed. Examples of such loads are fan or blower systems and centrifugal pumps. Two-speed motor performance data sheets are available from your Century Customer Care Team.

# Century® Multi-Speed - Three Phase Motors

## Dripproof - Rigid Base - Two Speed - Variable Torque - 2/.5 thru 25/6.25 HP

### Features:

For two-speed, one and two winding, variable torque applications for speed control from one speed to another while under load.

- 60 Hz
- 40° C Ambient
- 1.15 Service Factor
- 2-2-VT Speeds
- Ball Bearings
- Class F Insulation
- Reversible

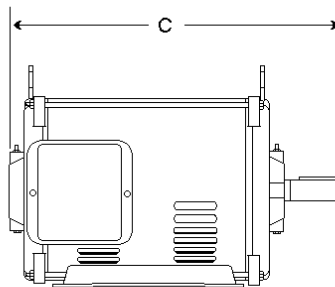


M314M2

**Applications:** Blowers, fans, conveyors, mixing machines, centrifugal pumps

HP	RPM	Oper. HP Hi Spd.*	Oper. HP Low Spd.*	Volts	Frame	NEW Century Part Number	Full Load Amps	"C" Dimension	High Spd. Effi.	Low Spd. Effi.	Notes
<b>Two Speed 1800/900 RPM · Two Winding · Variable Torque</b>											
2~.5	1750/875	2	0.25	460	182T	<b>M210M2</b>	3.0/1.2	12.6	78.5	62.0	
3~.75	1750/860	3	0.37	460	184T	<b>M211M2</b>	4.3/2.0	12.6	75.0	61.0	
5~1.2	1760/880	5	0.63	460	215T	<b>M314M2</b>	7.1/3.3	15.6	83.0	55.0	
7.5~1.9	1760/880	7-1/2	0.94	460	215T	<b>M316M2</b>	9.6/4.6	16.6	86.0	70.0	
10~2.5	1770/880	10	1.25	460	256T	<b>M415M2</b>	12.5/5.5	22.1	87.0	74.0	
15~3.75	1760/875	15	1.87	460	256T	<b>M422M2</b>	18.0/7.5	22.1	88.0	75.0	
20~5	1755/875	20	2.5	460	286T	<b>M511M2</b>	24.5/10.0	24.3	87.0	77.0	
25~6.25	1755/875	25	3.12	460	286T	<b>M512M2</b>	30.0/12.0	24.3	89.0	84.0	

\*The operating horsepower is based on the type load where the horsepower required varies as the cube of the speed. Examples of such loads are fan or blower systems and centrifugal pumps. Two-speed motor performance data sheets are available from your Century Customer Care Team.



# Century® Belt Drive Elevator Motors

## Three Phase - Horizontal - Dripproof - Rigid Base - 1800 & 3600 RPM - 10 thru 40 HP

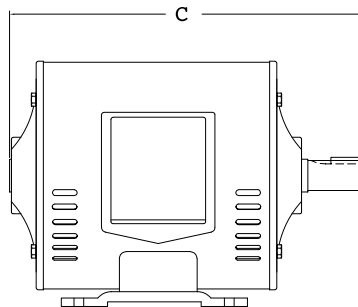
### Features:

- 120 Starts Per Hour 40°C Ambient
- 80 Starts Per Hour 65°C Ambient
- Wye-Delta Start
- One frame size smaller than standard
- Class F Insulation
- 60 Hz
- Ball Bearings



R553M2

HP	RPM	Volts	Frame	NEW Century Part Number	Full Load Amps	Service Factor	Protector	Rotation	"C" Dimension	Approx. Wt.
10	1750	200	213T	<b>R352M2</b>	30.0	1.0	None	CCW	15.6	115
10	1750	230/460	213T	<b>R353M2</b>	26.0/13.0	1.0	None	CCW	15.6	112
15	3480	230/460	213T	<b>R344M2</b>	37.0/18.5	1.0	None	CCW	17.3	122
15	1750	200	215T	<b>R354M2</b>	44.0	1.0	None	CCW	16.6	137
15	1750	230/460	215T	<b>R355M2</b>	38.0/19.0	1.0	None	CCW	16.6	130
20	3480	230/460	215T	<b>R345M2</b>	50.0/25.0	1.0	None	CCW	17.5	141
20	1740	200	254T	<b>R450M2</b>	61.0	1.0	None	CCW	22.1	178
20	1740	230/460	254T	<b>R451M2</b>	54.0/27.0	1.15	None	CCW	22.1	195
25	3525	230/460	254T	<b>R422M2</b>	60.0/30.0	1.0	None	CCW	22.1	272
25	1740	200	256T	<b>R452M2</b>	75.5	1.0	None	RCC	22.1	220
25	1740	230/460	256T	<b>R453M2</b>	66.0/33.0	1.0	None	RCC	22.1	214
30	3520	230/460	256T	<b>R423M2</b>	74.0/37.0	1.0	None	CCW	22.1	261
30	1750	200	284T	<b>R550M2</b>	85.0	1.0	None	RCC	24.3	256
30	1750	230/460	284T	<b>R551M2</b>	74.0/37.0	1.0	None	RCC	24.3	204
40	3520	230/460	284T	<b>R424M2</b>	94.0/47.0	1.0	None	CCW	24.3	315
40	1750	200	286T	<b>R552M2</b>	113.0	1.0	None	RCC	24.3	313
40	1750	230/460	286T	<b>R553M2</b>	98.0/49.0	1.0	None	RCC	24.3	306



# Century® Aeration Fan Farm Motors

## Fan Duty Only - Single & Three Phase - Rigid Base - 3600 RPM - 1.5 thru 4 HP

### Features:

- 60 Hz
- 40° C Ambient
- TEAO
- Ball Bearings
- 1.0 Service Factor
- Moisture Resistant
- Class B Insulation
- Reversible

**Applications:** Direct Replacement for many OEM models

HP	RPM	Volts	Frame	Century Part Number	Full Load Amps	"C" Dimension	Shaft Diameter and Length	Overload Protector	Approx. Weight	Notes
<b>Single Phase</b>										
1.5	3450	230	143T	<b>K117</b>	6.5	12.6	7/8" x 2-1/4"	Auto	34	70,182
2	3450	230	145T	<b>K118</b>	8.4	13.1	7/8" x 2-1/4"	Auto	36	70,182
3-4	3450	230	145T	<b>K112</b>	12.4-17.0	13.8	7/8" x 2-1/4"	Thermostat	39	5,116,182,\$
3	3450	230	145T	<b>K116</b>	15.4	13.8	7/8" x 2-1/4"	Thermostat	44	70,116,182
<b>Three Phase</b>										
1.5	3450	208-230/460	143T	<b>R180</b>	4.4-4.2/2.1	12.1	7/8" x 2-1/4"	Thermostat	31	116,182
2	3450	208-230/460	145T	<b>R181</b>	7.1-6.8/3.4	12.1	7/8" x 2-1/4"	Thermostat	35	116,182
3-4	3450	230/460	145T	<b>R155</b>	8.4/4.2	12.1	7/8" x 2-1/4"	Thermostat	34	116,177,182

# Century® Crop Dryer Farm Motors

## Direct Drive Only - Single & Three Phase - Dripproof Air-Over & Totally Enclosed Air-Over - Rigid Base - 3600 & 1800 RPM 5-7 thru 10-14 HP

### Features:

- 60 Hz
- 50° C Ambient
- Winding Thermostats
- Moisture Resistant
- Rust-Resistant Rotor
- Switchless Design
- Copper Wire Wound
- 1.0 Service Factor
- Class F Insulation
- Ball Bearings
- Reversible
- Shaft Drilled & Tapped in End
- Long Leads

**Applications:** For tubeaxial and vaneaxial direct drive dryers

HP	RPM	Volts	Frame	Century Part Number	Full Load Amps	"C" Dimension	Shaft Diameter and Length	Efficiency	Approx. Weight	Notes
<b>Single Phase · Permanent Split Capacitor · Open Dripproof Air-Over</b>										
5-7	3450	200-230	184TZ	<b>K220M2</b>	32.0-28.0	17.9	1-1/8" x 4-1/2"	81.0	84	
7~10.5	3450	200-230	184TZ	<b>K221M2</b>	48.0-41.0	18.8	1-1/8" x 4-1/2"	82.0	91	
7.5~10.5	3450	200-230	215TZ	<b>K320M2</b>	43.0-38.0	19.9	1-1/8" x 4-1/2"	84.4	125	
10-12	1725	230	215TZ	<b>K327M2</b>	40.0-48.0	21.9	1-3/8" x 5-1/2"	83.0	146	31
10-14	3450	200-230	215TZ	<b>K321M2</b>	57.0-52.0	20.9	1-1/8" x 4-1/2"	86.5	138	
<b>Single Phase · Permanent Split Capacitor · Totally Enclosed Air-Over</b>										
7~10.5	3450	200-230	184TZ	<b>K236M2</b>	45.0-40.0	21.0	1-1/8" x 4-1/2"	83.5	118	
<b>Three Phase · Totally Enclosed Air-Over</b>										
5-7	3450	208-230/460	184TZ	<b>R244M2</b>	19.0-17.0/8.5	17.1	1-1/8" x 4-1/2"	84.0	75	
7~10.5	3450	208-230/460	184TZ	<b>R243M2</b>	27.0-25.0/12.5	20.0	1-1/8" x 4-1/2"	84.0	90	
10-14	3450	230/460	215TZ	<b>R327M2</b>	36.0/18.0	20.0	1-1/8" x 4-1/2"	88.0	109	



# Century® Farm Rated® Motors

## Extra High Torque Motors - Single Phase - Totally Enclosed Fan-Cooled Rigid Base and Rigid Base with C-Face 1800 RPM - 1 thru 10 HP

### Features:

- High Starting Torque
- 40° C Ambient
- 60 Hz
- 1.0 Service Factor
- Ball Bearings
- Reversible
- Manual Overload Protector
- Removable Condensate Drain Plugs
- All Parts Corrosion Resistant

**Applications:** Designed for high starting torque loads (300-400% of full load torque). Barn cleaners, silo unloaders, stock feeding conveyors, other heavy duty farm applications

HP	RPM	Volts	Frame	Century Part Number	Full Load Amps	"C" Dimension	Shaft Diameter and Length	Insulation Class	Approx. Weight	Notes
<b>Single Phase • Capacitor Start</b>										
1	1725	115/230	143T	<b>K102</b>	14.6/7.3	14.2	7/8" x 2-1/4"	B	38	
1	1725	115/230	143TC	<b>K102C</b>	14.6/7.3	14.4	7/8" x 2"	B	38	
1.5	1725	115/230	145T	<b>K103</b>	16.2/8.1	14.2	7/8" x 2-1/4"	B	42	5,\$
1.5	1725	115/230	145TC	<b>K103C</b>	16.2/8.1	14.4	7/8" x 2"	B	42	5,\$
2	1725	115/230	182TZ	<b>K204M2</b>	24.0/12.0	15.7	7/8" x 2-3/4"	F	78	183
3	1725	230	184T	<b>K205M2</b>	13.7	16.2	1-1/8" x 2-3/4"	F	93	5,183,\$
3	1725	230	184TC	<b>K205CM2</b>	13.7	16.9	1-1/8" x 2-5/8"	F	93	5,183,\$
5	1725	230	184T	<b>K208M2</b>	22.0	17.4	1-1/8" x 2-3/4"	F	108	5,183,\$
5	1725	230	184TC	<b>K208CM2</b>	22.0	16.9	1-1/8" x 2-5/8"	F	108	5,183,\$
5	1725	230	215TZ	<b>K300M2</b>	26.0	19.2	1-1/8" x 3-1/2"	B	147	183
7.5	1725	230	215TZ	<b>K301M2</b>	38.0	19.1	1-1/8" x 3-1/2"	B	147	5,183,\$
7.5	1725	230	215TCZ	<b>K301CM2</b>	38.0	19.9	1-1/8" x 3-1/8"	B	131	5,183,\$
10	1725	230	215T	<b>K302M2</b>	39.0	19.1	1-3/8" x 3-1/2"	F	151	5,183,\$
10	1725	230	215TC	<b>K302CM2</b>	39.0	19.9	1-3/8" x 3-1/8"	F	146	5,183,\$

# Century® High Torque Farm Equipment Motors

## Single Phase - Capacitor Start & Two Value Capacitor Designs Rigid Base - 1800 & 1200 RPM - 1-1/2 thru 10 HP

### Features:

- 40° C Ambient
- 60 Hz
- Energy Efficient
- 1.0 Service Factor
- Ball Bearings
- Reversible
- Manual Overload Protector

**Applications:** Vacuum pumps, compressors, conveyors and feeders

HP	RPM	Volts	Frame	Century Part Number	Full Load Amps	"C" Dimension	Enclosure	Shaft Diameter and Length	Insulation Class	Approx. Weight	Notes
1.5	1725	230/115	145T	<b>K104</b>	7.5/15.0	15.0	TEFC	7/8" x 2-1/4"	B	43	5,\$, 102
2	1725	115/230	182T	<b>K213M2</b>	24.0/12.0	15.7	TEFC	7/8" x 2"	F	72	
2	1725	230/115	182TZ	<b>K119</b>	8.7/17.4	15.5	TEFC	7/8" x 2-1/4"	B	50	5,\$
3	1725	230	184T	<b>K214M2</b>	16.0	15.7	TEFC	7/8" x 2"	F	84	
5	1725	230	184T	<b>K215M2</b>	20.0	19.0	TEFC	7/8" x 2-3/4"	F	102	5,\$
5	1725	230	213T	<b>K310M2</b>	23.0	17.6	TEFC	1-1/8" x 2-3/4"	B	109	5,\$
7.5	1725	230	215T	<b>K311M2</b>	34.0	19.1	TEFC	1-1/8" x 2-5/8"	B	154	5,\$
10	1725	230	215T	<b>K312M2</b>	38.0	19.1	TEFC	1-1/8" x 2-3/4"	F	154	5,\$
<b>Surge Replacement Applications: Designed for replacement on "Surge" pumps</b>											
5.5	1725	230	215T	<b>V308M2</b>	28.2	17.8	ODP	1-1/8" x 2-3/4"	F	151	5,214,\$

## NEMA "C" Face - General Purpose Industrial Motors Single Phase - Capacitor Start - Dripproof - No Base & Rigid Base Keyed Shaft - 3450 & 1725 RPM - 2 thru 5 HP

### Features:

- 60 Hz
- 40° C Ambient
- 1.15 Service Factor
- Ball Bearings
- Reversible
- No Overload Protector

**Applications:** Designed for industrial and commercial pumps, speed reducers and other equipment that mounts directly on a NEMA "C" Face type motor

HP	RPM	Volts	Frame	Century Part Number	Full Load Amps	"C" Dimension	Shaft Diameter and Length	Base/ Mounting	Insul. Class	Approx. Weight	Notes
<b>No Base</b>											
2	1725	115/208-230	145TC	<b>V108</b>	20.4/10.0-10.2	13.9	7/8" x 2-1/8"	Rd Frame	B	42	5,\$
<b>Rigid Base</b>											
2	1725	115/208-230	145TC	<b>V106</b>	20.4/10.0-10.2	13.9	7/8" x 2-1/8"	Rigid Base	B	42	5,\$
3	1725	230/115	184TC	<b>V212M2</b>	17.0/34.0	15.4		Rigid Base	F	96	
5	3450	230	184TC	<b>V203M2</b>	25.6	15.4	1-1/8" x 4-1/2"	Rigid Base	F	94	

## NEMA "C" Face - General Purpose Industrial Motors Single Phase - Capacitor Start - TEFC - No Base & Rigid Base - 1.5 thru 3 HP

### Features:

- Capacitor Start
- Continuous Duty
- Electrically Reversible
- Keyed Shaft
- 40° C Ambient
- 60 HZ
- Ball Bearings
- No Overload Protector

**Applications:** Designed for industrial and commercial pumps, speed reducers and other equipment that mounts directly on a NEMA "C" Face type motor

HP	RPM	Volts	Frame	Century Part Number	Full Load Amps	Service Factor	"C" Dimension	Shaft Diameter and Length	Base/ Mounting	App. Wt.	Notes
1.5	1725	115/208-230	145TC	<b>K115</b>	15.0/7.7-7.75	1.15	14.4	7/8" x 2-1/4"	Rd Frame	42	39,85,\$,233
2	1725	115/208-230	145TC	<b>K107</b>	17.8/9.6-8.9	1.00	15.2	7/8" x 2-1/4"	Rd Frame	46	39,85,87,\$
3	1725	115/230	184TC	<b>K209M2</b>	34.0/17.0	1.15	16.3	1-1/8" x 2-1/2"	Rigid Base	89	87

# Capacitor Start Enclosed Rigid Base Motors

## TEFC - Rigid Base - Industrial and Farm Duty Applications - 1 thru 10 HP

### Features:

- Capacitor Start
- Reversible
- 2 & 4 Pole Designs
- Continuous Duty
- 40° C Ambient
- Ball Bearings
- Energy Efficient \$
- 60 HZ
- No Overload Protector

**Applications:** Designed for conveyors, machine tools, pumps, air conditioning. Special service motors: air circulating fans, evaporative coolers, home workshops

HP	RPM	Volts	Frame	Century Part Number	Full Load Amps	Service Factor	"C" Dimension	Shaft Diameter and Length	Insul. Class	Approx. Weight	Notes
1	1725	115/208-230	143T	<b>K100</b>	15.0/7.7-7.5	1.15	13.7	7/8" x 2-1/4"	B	37	
1.5	1725	115/208-230	145T	<b>K101</b>	15.0/7.7-7.5	1.15	15.0	7/8" x 2-1/8"	B	43	85,\$
2	1725	115/230	182T	<b>K200M2</b>	24.0/12.0	1.00	18.0	1-1/8" x 2-7/8"	F	76	
3	3450	115/230	184T	<b>K222M2</b>	30.0/15.0	1.00	17.9	1-1/8" x 2-7/8"	F	98	
3	1725	115/230	184T	<b>K203M2</b>	32.0/16.0	1.00	15.9	1-1/8" x 2-7/8"	F	83	
5	3450	230	184T	<b>K223M2</b>	20.2	1.00	17.9	1-1/8" x 2-7/8"	F	155	85,\$
5	1725	230/460	213T	<b>K304M2</b>	23.0/11.5	1.00	17.6	1-3/8" x 3-1/4"	F	118	85,\$
7.5	3450	230	215T	<b>K314M2</b>	33.0	1.00	19.1	1-3/8" x 3-1/2"	B	118	85,\$
7.5	1725	230/460	215T	<b>K305M2</b>	34.0/17.0	1.00	19.1	1-3/8" x 3-1/4"	B	138	85,\$
10	3450	230	215T	<b>K315M2</b>	40.0	1.00	19.1	1-3/8" x 3-1/2"	B	126	85,\$
10	1725	230/460	215T	<b>K313M2</b>	39.0/19.5	1.00	19.1	1-3/8" x 3-1/4"	B	141	85,\$

# Capacitor Start Rigid Base Motors

## Compressors - Pumps - Blowers - Conveyors - Industrial Duty - ODP - 1 thru 10 HP

### Features:

- Capacitor Start
- 40° C Ambient
- High Start Torque
- 60 HZ
- Reversible
- Ball Bearings

**Applications:** Compressors, pumps, conveyors, milking machines, blowers, fans

HP	RPM	Volts	Frame	Century Part Number	Full Load Amps	Service Factor	"C" Dimension	Shaft Diameter and Length	Insul. Class	Approx. Weight	Notes
1	1725	115/208-230	143T	<b>V100</b>	15.0/7.2-7.5	1.15	13.1	7/8" x 2-1/4"	B	35	
1.5	1725	115/208-230	145T	<b>V101</b>	15.0/7.8-7.5	1.20	13.8	7/8" x 2-1/4"	B	41	5,\$
2	3450	115/208-230	145T	<b>V110</b>	19.0/10.0-9.5	1.20	13.1	7/8" x 2-1/4"	B	37	5,\$
2	1725	115/230	182T	<b>V200M2</b>	25.0/12.5	1.15	12.7	1-1/8" x 2-7/8"	F	60	
2	1725	115/208-230	145T	<b>V102</b>	20.4/10.2-10.0	1.15	14.3	7/8" x 2-1/4"	B	42	5,\$
3	3450	115/230	182T	<b>V210M2</b>	32.0/16.0	1.15	13.7	1-1/8" x 2-7/8"	F	68	
3	1725	115/230	184T	<b>V201M2</b>	34.0/17.0	1.15	14.7	1-1/8" x 2-7/8"	F	78	
3	1725	208-230	145T	<b>C218</b>	13.5	1.15	15.1	7/8" x 2-1/4"	B	49	85,\$, 378
3	1725	230	145T	<b>C058</b>	13.5	1.15	15.1	1-1/8" x 2-7/8"	F	47	5,\$, 369
5	3450	230	184T	<b>V211M2</b>	25.6	1.15	14.7	1-1/8" x 2-7/8"	F	82	
5	1725	230	184T	<b>V209M2</b>	22.0	1.15	15.0	1-1/8" x 2-7/8"	F	84	5,\$
5	1725	230/460	213T	<b>V304M2</b>	25.0/12.5	1.15	15.8	1-3/8" x 3-1/2"	B	110	5,80,\$
7.5	3450	230	213T	<b>V310M2</b>	39.0	1.15	15.8	1-3/8" x 3-1/2"	F	98	
7.5	1725	230/460	215T	<b>V305M2</b>	32.0/16.0	1.15	17.3	1-3/8" x 3-1/2"	F	158	5,80,\$
10	3450	230	215T	<b>V311M2</b>	42.0	1.15	17.3	1-3/8" x 3-1/2"	F	107	5,80,\$
10	1725	230/460	215T	<b>V303M2</b>	38.0/19.0	1.15	17.9	1-3/8" x 3-1/2"	F	156	5,80,\$

## SPECIAL PURPOSE MOTORS

### Air Compressor Motors

#### Single Phase - Rigid Base - 3 thru 6 HP - ODP

##### Features:

- Continuous Duty
- Open Construction
- 40° C Ambient
- Ball Bearings
- 1.0 Service Factor  
*(unless otherwise noted)*
- Class B Insulation  
*(unless otherwise noted)*

**Applications:** Designed for air compressor loads. May be suitable for other applications having similar loads

HP	RPM	Volts	Frame	Century Part Number	Full Load Amps	"C" Dimension	Shaft Diameter and Length	Protector	Rotation	App. Wt.	Notes
3	1725	115/230	184T	<b>V201M2</b>	34.0/17.0	14.7	1-1/8" x 2-7/8"	None	REV	78	87,102
5	3450	230	56HZ	<b>CP1502L</b>	19.7	14.1	7/8" x 2-1/4"	Manual	RCW	44	85,\$
5	3450	230	56HZ	<b>B813</b>	22.0	14.1	7/8" x 2-1/4"	Manual	CWLE	45	85,\$
5	3450	208-230	56HZ	<b>B386</b>	22.0	14.6		Manual	CWLE	53	85,\$, 102
5	3450	208-230	56Y	<b>B384</b>	22.0	14.6	7/8" x 2-1/4"	Manual	CWLE	50	85,97,\$, 102
5	3450	230	184T	<b>V211M2</b>	25.6	14.7	1-1/8" x 2-7/8"	None	REV	82	87,102
5	1725	230	184T	<b>V208M2</b>	22.0	15.0		None	REV	84	85,87,\$,102
6	3450	230	56Y	<b>B387</b>	24.0	14.6	7/8" x 2-1/4"	Manual	CWLE	53	85,97,\$
SPL	3450	230	56H	<b>CP1502LV1</b>	15.0	12.8	5/8" x 1-7/8"	Manual	REV	38	85,180,\$

### Century® High Pressure Washer Motors

#### Single Phase - Dripproof & Totally Enclosed Fan-Cooled

#### Rigid Base - 3600 & 1800 RPM - 1.5 thru 6 HP

##### Features:

- Double Sealed Ball Bearings
  - 60 HZ
  - 40° C Ambient
  - Reversible  
*(unless otherwise noted)*
  - Manual Overload Protector
  - Energy Efficient \$
  - Class B Insulation
- **Two Step Varnish Treatment** - Rotor surface and bearing brackets coated with corrosion resistant primer. One dip and bake of Class B Varnish is applied to wound stator. The entire stator assembly is dipped in a second coating of varnish and baked to seal out moisture.

**Applications:** High Pressure washers (sprayers) and other applications

HP	RPM	Volts	Frame	Century Part Number	Full Load Amps	"C" Dimension	Shaft Diameter and Length	Service Factor	Rotation	Approx. Weight	Notes
<b>Dripproof* Standard Bracket</b>											
3	1725	208-230	145T	<b>C218</b>	13.5	15.1	7/8" x 2-1/4"	1.15	RCC	49	85,\$
5	3450	208-230	56HZ	<b>B179</b>	22.0	14.6	7/8"	1.15	CW	46	160,\$
5	3450	208-230	56Y	<b>B180</b>	22.0	14.6	7/8"	1.15	CW	52	97,160,\$
6	3450	230	56Y	<b>B869</b>	24.0	14.6	7/8"	1.00	CW	50	97,160,\$
<b>Dripproof* NEMA "C" Bracket</b>											
3	3450	208-230	56HCZ	<b>B867</b>	13.5-12.5	12.5	3/4"	1.15	RCC	36	\$
5	3450	208-230	56HCZ	<b>B182</b>	22.0	14.5	3/4"	1.15	CW	42	160,\$
<b>TEFC Standard Bracket</b>											
1.5	3450	115/230	56C	<b>B871</b>	13.0/6.5	12.7	5/8" x 1-7/8"	1.15	RCC	33	85,\$
1.5	1725	115/230	56C	<b>C777</b>	15.0/7.5	13.7	5/8" x 1-7/8"	1.20	RCC	44	85,\$
2	3450	115/208-230	56HC	<b>B861</b>	16.6/9.1-8.4	14.2	5/8" x 1-7/8"	1.15	RCC	43	85,\$
2	1725	115/230	56HC	<b>C213</b>	17.0/8.5	14.4	5/8" x 1-7/8"	1.15	RCC	47	85,\$
3	3450	230	56HC	<b>B382</b>	12.0	15.2	5/8" x 1-7/8"	1.15	RCC	48	85,\$
3	3450	230	56HC	<b>B868</b>	12.0	15.0	3/4"	1.15	RCC	48	\$

# Century® Integral Horsepower Motors

## Installation and Maintenance Instructions

**General.** These instructions must be followed to ensure safe and proper installation and maintenance of the motor.

**Handling.** Use eyebolts or lifting lugs for lifting the motor only. Don't use them to lift the motor plus other equipment attached to it. Direction of lift, using eyebolts, should not exceed a 15 degree angle with the shank of the eyebolt.

**Safety.** Avoid personal injury or equipment damage by disconnecting electric power and discharging all capacitors before working on the motor or motor-driven equipment.

Motors are automatic thermal protectors will automatically restart when the protector cools. Do not use these motors where automatic restart will present a hazard to personnel or equipment. Check the nameplate for "thermally protected" marking to identify these motors.

Ensure that keys, pulleys, fans, belts, etc. are secured and properly guarded before energizing motor.

Install and ground the motor in accordance with National Electric Codes (NEC), NEMA MG-2 local safety and electrical codes, and OSHA (Occupational Safety and Health Act) where applicable.

FAILURE TO GROUND MOTOR PROPERLY MAY CAUSE SERIOUS INJURY.

**Mechanical Installation.** Install the motor where the free flow of air around the motor is not impeded. The ambient temperature must not exceed value on motor nameplate, normally 40°C (104°F). Fasten the motor to a foundation or base that will prevent undue vibration, loosening, or misalignment.

Ball-bearing motors, frames 180T through 445T, \* may be mounted in standard horizontal or vertical position, the end brackets may have to be properly rotated or additional drain holes drilled. Larger frames, 447T and 449T, are designed for horizontal F1, F2 mounting only.

Align the motor with driven equipment in all directions. Use a flexible coupling (preferred) or other coupling between the motor and load.

Before operating, make certain the motor and driven equipment can be manually and freely rotated.

If the motor is the totally-enclosed type used out-doors or in other high-moisture areas, remove moisture drain plugs before operating, if provided.

\*Century II motors will accommodate up to 250 frame for mounting in any position only.

**V-Belt Drive.** Center the drive sheave (pulley) on the motor shaft extension and align the driven sheave to prevent axial thrust on motor bearings.

Tighten belts only enough to prevent slippage, making the lower side of the belt the driving side where possible.

The sheave used should comply with NEMA spec MG1-14.42. Do not exceed pitch diameters shown in Table 1.

**Electrical Installation.** Power source-line voltage, phase, and frequency must agree with data on the motor nameplate, and current capacity must be sufficient to maintain rated voltage at the motor under all load conditions.

Proper wiring, rotation and voltage connections are shown on the connection diagram. Table 2 gives wire sizes for various applications.

If voltage and frequency from the power source are within the following range, the motor will operate, but with characteristics different from those with correct nameplate listed values; voltage within ±10%; frequency within ±5%; voltage and frequency together within ±10% (so long as frequency is less than +5%).

To determine whether the motors rotates in the proper direction, apply power to motor leads for an instant. To reverse rotation:

- Single Phase-follow connection diagram instructions.
- Two Phase- interchange line leads 1 and 3.
- Three phase - interchange any two line leads.

**Maintenance.** Motor should be checked periodically, as dictated by local operating conditions.

DISCONNECT ALL POWER SOURCES TO MOTOR AND DRIVEN EQUIPMENT.

Clean electrical connections and clean and relubricate bearings as necessary. On single phase motors, check switch and governor, repairing or replacing as necessary.

**Lubrication.** The motor was properly lubricated as time of manufacture. No initial re lubrication is required unless the motor has been stored for two years or longer.

Re lubrication periods are shown in Table 3 (see Figure 1 for locations of grease fittings). When Table 3 is used, divide lubrication period by 3 for roller bearing applications. The column heads of the table are defined as follows:

1. **Standard service** - 8 hours a day; normal to light loading; 104°F maximum ambient temperature.
2. **Severe service** - 24 hours a day; shock loading, vibration, or in dirt or dust; 100°F to 150°F ambient temperature.
3. **Extreme service** - heavy shock or vibration; dirt or dust; 100°F to 150°F ambient temperature.

**Table 1**  
**Minimum Pitch Diameters**

Integral Horsepower Motors Polyphase Induction					
Horsepower at synchronous speed, RPM				V-Belt sheave	
3600	1800		900	Convent'l Narrow	
1 ½	1	¾	½	2.2	2.2
2-3	1 ½-2	1	¾	2.4	2.4
3	3	1 ½-2	1 ½-2	2.4	2.4
5	-	-	-	2.6	2.4
7 ½	5	-	-	3.0	3.0
7 ½-10	7 ½	3	2	3.0	3.0
10	-	5	3	3.0	3.0
15	10	-	-	3.8	3.8
15	-	7 ½	5	3.8	3.8
20	15	-	-	4.4	4.4
20-25	-	10	7 ½	4.4	4.4
-	20	-	-	4.6	4.6
-	-	15	10	4.6	4.4
-	25	-	-	5.0	4.4
-	30	20	15	5.4	5.2
-	40	25	20	6.0	6.0
-	50	30	25	6.8	6.8

Integral Horsepower Motors Polyphase Induction					
Horsepower at synchronous speed, RPM				V-Belt sheave	
3600	1800		900	Convent'l Narrow	
-	60	-	-	7.4	7.4
-	-	50	40	8.5	8.5
-	75	-	-	9.0	8.6
-	-	60	-	9.0	8.0
-	-	-	50	9.0	8.4
-	100	-	-	10.0	8.6
-	-	75	60	10.0	10.0
-	100	-	-	10.0	8.5
-	125	-	-	11.5	10.5
-	-	100	-	11.0	10.0
-	-	-	75	10.5	9.5
-	125	-	-	11.0	9.5
-	150	-	-	-	10.5
-	-	125	-	12.5	12.0
-	-	-	100	12.5	12.0
-	150	-	-	-	10.5
-	200	-	-	-	13.2

# Century® Integral Horsepower Motors

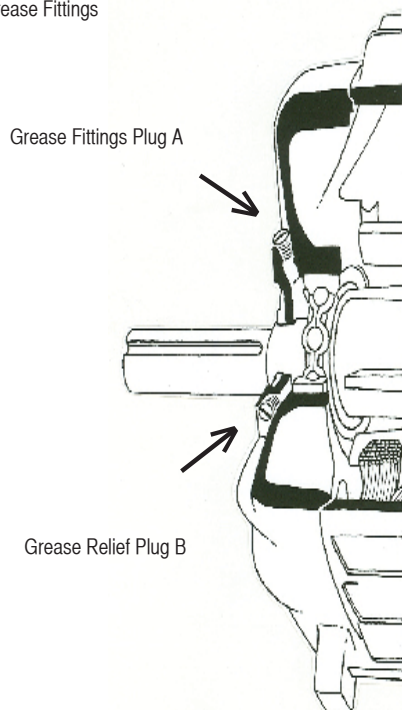
## Installation and Maintenance Instructions (Continued)

Re lubrication should comply with lubrication instructions on the motor or, when no motor-mounted instructions exist, follow these instructions:

1. Lubricate motor while warm and with power off.
2. Wipe grease fittings clean.
3. Remove plugs A and B, if supplied (see Figure 1).
4. Free relief hole of any hard grease.
5. Start motor and run for 30 minutes.
6. Stop motor and remove any drained grease.
7. Replace plugs A and B.

Recommended Grease: Century Steel Shell products use Exxon Mobile Polyrex EM. Century Cast Iron products use Exxon Mobil Polyrex EM. \*Century II Cast Iron products use Shell Alvania RL2 or RL3. \*Century II Cast Iron 140-210 frame are lubricated for life of the product.

Figure 1  
Grease Fittings



**Table 2**  
**Individual Branch Circuit Wiring**

Length of Wire Run						Length of Wire Run					
Hp	FLA*	Volts	50 ft	100 ft	200 ft	Hp	FLA*	Volts	50 ft	100 ft	200 ft
<b>1 Phase, Copper Wire</b>						<b>3 Phase, 230 Volts, Copper Wire</b>					
1/3	5.8	115	14	12	8	1/3-1/2	-	230	14	14	14
1/2	7.2	115	14	12	8	2	6.0	230	14	14	12
3/4	10.4	115	12	10	6	3	9.6	230	14	14	10
1/2-3/4	-	230	14	14	14	5	14.4	230	14	12	8
1	14	115	12	8	6	7 1/2	21.6	230	10	10	6
1	7	230	14	14	12	10	25	230	10	8	6
1 1/2	18.8	115	10	8	4	15	40	230	8	8	4
1 1/2	9.4	230	14	14	10	20	50	230	6	6	4
2	25	115	78	6	3	25	63	230	6	4	2
2	12.5	230	14	12	8	30	74	230	4	3	1
3	36	115	8	4	2	40	98	230	1	1	0
3	18	230	12	10	8	50	120	230	0	0	000
5	27	230	10	8	6	60	140	230	00	00	000
7 1/2	32	230	8	8	4	75	174	230	0000	0000	250MCM
10	38	230	8	8	4	100	232	230	300MCM	300MCM	350MCM

\*Full Load rating printed on the motor nameplate. Values are based on 2% maximum voltage drop at full load or current carrying capacity whichever applies.

**Table 3**  
**Relubrication Schedule**

Speed	Frame	Standard Service	Severe Service	Extreme Service
<b>Over 1800 RPM</b>	<b>All Motors</b>	<b>6 months</b>	<b>3 months</b>	<b>3 months</b>
	140-180	3.0 years	1 year	6 months
	210-280	2.5 years	10 1/2 months	5 1/2 months
	320-360	2.0 years	9 months	4 1/2 months
	400-440	1.5 years	8 months	4 months
900-1200	140-180	4.5 years	18 months	9 months
	210-280	4.0 years	16 months	8 months
	320-360	3.5 years	14 months	7 months
	400-440	3.0 years	12 months	6 months

Lubrication instructions for over 1 year's service does **not** imply warranty extension. For warranty data, refer to our limited Warranty Policy available upon request.

# Century® Rush Center

## Motor modifications in one to three days...

If you need immediate motor modifications on 20 motors or less and want to avoid special engineering and manufacturing schedules, call your Century Customer Service Center. Your order will be confirmed and a delivery date established.

Quoted lead days are modification time only. They are subject to part availability and large order quantities. Please specify desired delivery dates on all orders to insure timely delivery.

## How to order

First determine whether you need a kit or part(s) to perform the modification. If you do not need a kit or part, then the modification price includes all supplies to perform that modification. If a kit/part is needed, the modification price is for the labor only to install the kit/part. The price of the kit or part and the motor are not included. When a kit or part is not included in the Net price, that modification price is designated + Cost of Part(s). You must add the net price of the motor and the kit/part to the net price of the modification(s) to calculate the total price of the modified motor.

## Return/Cancellation Policy

If a Rush Center order is cancelled after the motor is modified but before it ships, a cancellation charge of double the modification charge will be invoiced to the customer. Any Rush Center order cancelled before modifications are completed is subject to a cancellation charge of 25% of the total modification charges for that item. Once shipped, modified motors may not be returned for credit or restocking.

## CR2 Bearing and Lubrication Change

Modification includes the disassembly of the motor and changing to either customer specified grease or bearings. Bearings can be almost any combination of sealed, shielded, or open. If required, bearing cavities can be repacked with specified grease. Modification is limited to availability of specified bearings and grease. Special bearings, not stocked by Century, may be obtained for an additional charge.

48-440T Frame contact Customer Service for quote.

## CR2C Special Grease

For special grease for high temperature, low temperature. Consult company with full application details or other environmental conditions for recommendations. **Quoted upon request.**

## CR2A Double Shielded Bearings

Add substitutes double shielded for standard bearing (not available on 2 pole motors frame 284T or larger)

NEMA Frame	List Price Per Motor (U.S. \$)	NEMA Frame	List Price Per Motor (U.S. \$)
140T	\$ 255.32	320T	\$ 510.64
180T	282.98	360T	765.96
210T	282.98	400T	1,021.28
250T	319.15	440T	1,021.28
280T	340.43		

## CR2B Sealed Bearings

Add substitutes sealed for standard bearings (not available on 2 pole motors frame 284T or larger). May not be suitable for belted applications—consult the company with full application details.

NEMA Frame	List Price Per Motor (U.S. \$)	NEMA Frame	List Price Per Motor (U.S. \$)
140T	\$ 276.60	320T	\$ 595.74
180T	304.26	360T	851.06
210T	304.26	400T	1,117.02
250T	329.79	440T	1,276.60
280T	446.81		

## CR13 Add C-Face Bracket

The C-Face bracket can be added to all 56-Frame motors. The C-Face bracket can be added to all 140T-320T frame catalog motors marked with the note: "C & D flange kit adaptable, TEFC" in the Notes column of tables shown in this catalog.

Modification includes disassembly of the motor and the installation of the C- or D-Face bracket kit. The 56-Frame C-Face bracket is aluminum unless otherwise specified.

NEMA Frame	List Price Per Motor (U.S. \$)	NEMA Frame	List Price Per Motor (U.S. \$)
140T	\$ 127.66*	320T	\$ 191.49*
180T	127.66*	360T	191.49*
210T	127.66*	400T	191.49*
250T	127.66*	440T	191.49*
280T	127.66*		

\* + Cost of parts

## CR14 Base Modification

Modification can include either the addition or the removal of a base. Rigid or cushion bases can be added per customer requirement. Adding a base is limited to steel frame 48, 56 or 140T Frames. The base can be removed on steel frames 48 through 210T and aluminum frames 180T-250T.

NEMA Frame	List Price Per Motor (U.S. \$)
<b>Adding Base (Rigid/Cushion)</b>	
48-140T	\$ 159.57*
<b>Remove (Rigid) Base</b>	
48-140T	\$ 121.28*
180T-210T	182.98*
250T-280T	242.55*
<b>Remove (Cushion) Base</b>	
48-140T	\$ 121.28*

CR14 subject to design limitations of motors and parts.

\* + Cost of parts

# Century® Rush Center

## CR15 Convert to F2, Sidewall or Ceiling Mount – Three Phase Only

Modification includes the disassembly of the motor and the conversion made to customer specifications. Due to varied construction, engineering approval may be required. Also includes the addition of appropriate condensation drain holes.

NEMA Frame	List Price Per Motor (U.S. \$)	NEMA Frame	List Price Per Motor (U.S. \$)
140T	\$ 161.70	320T	\$ 242.55
180T	161.70	360T	242.55
210T	161.70	400T	323.40
250T	161.70	440T	323.40
280T	242.55		

## CR16 Nameplates – Replacement

The new nameplate and motor, after re-nameplating, will *not* be UL listed or CSA recognized. Modification covers the removal of the existing nameplate on the motor and replacement with a new one. All nameplate changes are subject to Engineering approval.

NEMA Frame	List Price Per Motor (U.S. \$)	NEMA Frame	List Price Per Motor (U.S. \$)
56	\$ 121.28	280T	\$ 121.28
140T	121.28	320T	182.98
180T	121.28	360T	182.98
210T	121.28	400T	182.98
250T	121.28	440T	182.98

## CR18 Thermostats

Normally-closed automatic reset thermostats mounted next to the stator windings are available for supplementary thermal overload protection. These thermostats are not suitable protection for stalled conditions or other rapidly changing temperature conditions. For thermistor, add \$22.00 to list price.

These thermostats will be supplied with two leads brought to the motor terminal box for connection to a relay or signaling device. They are not suitable for interrupting line current.

**Not suitable on Explosion-Proof motors. Humatic Thermostats, add \$30.00.**

NEMA Frame	List Price Per Motor (U.S. \$)	NEMA Frame	List Price Per Motor (U.S. \$)
48-56T	\$ 205.67	280T	\$ 273.05
140T	205.67	320T	273.05
180T	205.67	360T	273.05
210T	205.67	400T	340.43
250T	205.67	440T	340.43

## CR18 Thermistors

NEMA Frame	List Price Per Motor (U.S. \$)	NEMA Frame	List Price Per Motor (U.S. \$)
48-56T	\$ 453.90	280T	\$ 521.28
140T	453.90	320T	521.28
180T	453.90	360T	521.28
210T	453.90	400T	588.65
250T	453.90	440T	588.65

## CR19 Paint

### Repaint to a Century Stock Color

Modification includes the cost of repainting a motor to an existing Century stock color. Other colors can be applied at the same price but with an extended lead time. If the paint is an air dry lacquer, either Century can purchase it or the customer can supply it. If the paint is a special paint at above normal cost, or if the paint has a minimum order quantity, the customer will be advised before the order is entered concerning extra costs.

NEMA Frame	List Price Per Motor (U.S. \$)	NEMA Frame	List Price Per Motor (U.S. \$)
140T	\$ 208.51	320T	\$ 255.32
180T	208.51	360T	457.45
210T	208.51	400T	457.45
250T	255.32	440T	457.45
280T	255.32		

## CR20

### Screens–Open Drip-proof Motors

Modification includes the disassembly of the open drip-proof motor and the addition of corrosion-resistant screens on air inlet and air outlet openings. The screens have a 1/4" opening and are applied to the inside of the motor.

NEMA Frame	List Price Per Motor (U.S. \$)	NEMA Frame	List Price Per Motor (U.S. \$)
140T	\$ 212.77	320T	\$ 297.87
180T	212.77	360T	297.87
210T	212.77	400T	382.98
250T	297.87	440T	382.98
280T	297.87		

## CR21

### Space Heaters

Modification includes the disassembly of the motor and the addition of 115V, 230V or 460V space heaters laced to the motor winding. Number of space heaters will vary with frame size and voltage. Multiple space heaters will be internally connected. The two space heater leads will be brought to the existing motor terminal box. Space heater voltage must be specified on the order. Some 56-140T-Frame motors may not be suitable for installation of space heaters.

NEMA Frame	List Price Per Motor (U.S. \$)	NEMA Frame	List Price Per Motor (U.S. \$)
48-56T	\$ 255.32	280T	\$ 382.98
140T	255.32	320T	382.98
180T	319.15	360T	585.11
210T	319.15	400T	585.11
250T	382.98	440T	585.11



# Century® Rush Center

## CR23

### Tropicalization

Modification includes the disassembly of the motor and the application of rust preventative primer to the rotor. The motor winding is given an extra spray of non-hygroscopic varnish. If screens are required for tropicalization, refer to CR20. Not applicable to Explosion Proof Motors.

NEMA Frame	List Price Per Motor (U.S. \$)	NEMA Frame	List Price Per Motor (U.S. \$)
48-56T	\$ 234.04	280T	\$ 308.51
140T	234.04	320T	308.51
180T	234.04	360T	372.34
210T	234.04	400T	372.34
250T	308.51	440T	372.34

## CR34

### Cast Iron Conduit Box

Modification includes the removal of standard steel conduit box and replacement with a Cast Iron Conduit box. This modification is available only on Cast Iron TEFC motors and subject to parts availability.

NEMA Frame	List Price Per Motor (U.S. \$)	NEMA Frame	List Price Per Motor (U.S. \$)
140T	\$ 127.66*	250T	\$ 127.66*
180T	127.66*	280T	127.66*
210T	127.66*	320T	127.66*

\* + Cost of parts

## CR36

### Cast Iron Fan Guard

Modification includes the removal of original fan guard and installation of Cast Iron Fan Guard. This modification is suitable for use with Cast Iron TEFC motors only and subject to availability.

NEMA Frame	List Price Per Motor (U.S. \$)	NEMA Frame	List Price Per Motor (U.S. \$)
140T	\$ 127.66*	250T	\$ 127.66*
180T	127.66*	280T	191.49*
210T	127.66*	320T	191.49*

\* + Cost of parts

## CR37

### AEGIS Shaft Grounding Ring Installation

Modification includes the installation of AEGIS shaft grounding ring, attachment brackets, and screws. This modification is recommended for 56 frame to 440T frame IHP motors integrated with a variable frequency drive and protects against premature bearing/motor failure resulting from the discharge of induced shaft voltages.

NEMA Frame	Mod Center Part Number	List Price Per Motor (U.S. \$)
56	CR37-SGR-56	\$ 395.00
143T-145T	CR37-SGR-143-145	441.00
182T-184T	CR37-SGR-182-184	456.00
213T-215T	CR37-SGR-213-215	472.00
254T-256T	CR37-SGR-254-256	681.00
284T/286/ 324TS/326TS/ 364TS/365TS	CR37-SGR-284-365TS	711.00
324T/326T/ 404TS/405TS	CR37-SGR-324-405TS	788.00
364T/365T/ 444TS/445TS/ 447TS/449TS	CR37-SGR-364-449TS	950.00
404T/405T	CR37-SGR-404-405	1,038.00
444T/445T/ 447T/449T	CR37-SGR-444-449	1,327.00

# Century® Accessories

## C-Face Kits & Drip Covers

C-Face Kits - TO Prefix ODP	
Part Number	Description
WD140TCDR	140 Frame, 2-4-6 Pole, ODP
WD180TCDR	180 Frame, 2-4-6 Pole, ODP
WD210TCDR	210 Frame, 2-4-6 Pole, ODP
WD280TCD	280 Frame, 6 Pole, ODP
WD320TCD2	320 Frame, 2 Pole, ODP
WD320TCD	320 Frame, 4-6 Pole, ODP
WD360TCD2	360 Frame, 2 Pole, ODP
WD360TCD	360 Frame, 4-6 Pole, ODP
WD400TCD2	400TS Frame, 2-4 Pole, ODP
WD400TCD	400 Frame, 4-6 Pole, ODP
WD440TCD	440 Frame, 4-6 Pole, ODP
WD440TCD2	440 Frame, 2 Pole, ODP

C-Face Kits - TE Prefix TEFC	
Part Number	Description
WD140TCF	140 Frame, 2-4-6 Pole, TEFC & SD
WD180TCFS	180 Frame, 2-4-6 Pole, TEFC & SD
WD210TCFS	210 Frame, 2-4-6 Pole, TEFC & SD
WD250TCCFF	250 Frame, 2 Pole, TEFC & SD
WD250TCCFF2	250 Frame, 2-4 Pole, TEFC & SD
WD280TCCF3	280 Frame, 2 Pole, TEFC & SD
WD280TCCF4	280 Frame, 4-6 Pole, TEFC & SD
WD320TCCF2	320 Frame, 2 Pole, TEFC & SD
WD320TCCF	320 Frame, 4-6 Pole, TEFC & SD
WD360TCF2	360 Frame, 2 Pole, TEFC
WD360TCCF	360 Frame, 4-6 Pole, TEFC & SD
WD400TCF2	400 Frame, 2 Pole, TEFC
WD400TCCF	400 Frame, 4-6 Pole, TEFC
WD440TCF2	440 Frame, 2 Pole, TEFC
WD440TCF	440 Frame, 4-6 Pole, TEFC

C-Face Kits - TO Prefix ODP	
Part Number	Description
WD140DCF	140 Frame, TEFC, Drip Cover
WD180DCF	180 Frame, TEFC, Drip Cover
WD210DCF	210 Frame, TEFC, Drip Cover
WD250DCF	250 Frame, TEFC, Drip Cover
WD280DCF	280 Frame, TEFC, Drip Cover
WD320DCF	320 Frame, TEFC, Drip Cover
WD360DCF	360 Frame, TEFC, Drip Cover
WD400DCF	400 Frame, TEFC, Drip Cover
WD440DCF	440 Frame, TEFC, Drip Cover
WD140DCOD	140 Frame, ODP, Drip Cover
WD180DCOD	180 Frame, ODP, Drip Cover
WD210DCOD	210 Frame, ODP, Drip Cover
WD280DCOD	280 Frame, ODP, Drip Cover
WD320DCOD	320 Frame, ODP, Drip Cover
WD360DCOD	360 Frame, ODP, Drip Cover
WD400DCOD	400 Frame, ODP, Drip Cover
WD440DCOD	440 Frame, ODP, Drip Cover

# Cross Reference of Catalog Numbers

Pre. Cat. No.	Old Cat. No.	New Cat. No.	New Model No.	Pre. Cat. No.	Old Cat. No.	New Cat. No.	New Model No.	Pre. Cat. No.	Old Cat. No.	New Cat. No.	New Model No.
N/A	E2006	E2006M2	PJ4AA13A01C	N/A	E516	E516M2	850721MOJ	N/A	M120	M120V1	P56AB32A01
N/A	E202M	E202M2	PJ2AA12A01C	N/A	E545	E545M2	850026MOJ	N/A	M125	M125V1	P56AB24A01
N/A	E203M	E203M2	PJ4AA14A01C	N/A	E547	E547M2	850031MOJ	N/A	M126	M126V1	P56AB47A01
N/A	E204	E204M2	PJ2AA68A01C	N/A	E584	E584M2	850682MOJ	N/A	M127	M127V1	P56AB33A01
N/A	E205	E205M2	PJ4AA67A01C	N/A	E585	E585M2	850683MOJ	N/A	M128	M128L	P56AC22A01
N/A	E206	E206M2	PJ2AA62A01C	N/A	E586	E586M2	850742MOJ	N/A	M206	M206M2	PJ2AA16A01C
N/A	E207V1	E207M2	PJ4AA42A01C	N/A	E923	E923M2	PJ2AA15A01C	N/A	M207	M207M2	PJ2AA65A01C
N/A	E216V1	E216M2	PJ2AA13A01C	N/A	E924	E924M2	PJ4AA17A01C	N/A	M208	M208M2	PJ4AA62A01C
N/A	E217V1	E217M2	PJ2AA14A01C	N/A	E925	E925M2	850708MOJ	N/A	M210	M210M2	PJ2AA67A01C
N/A	E218	E218M2	PJ4AA15A01C	N/A	E926	E926M2	850709MOJ	N/A	M211	M211M2	PJ4AA73A01C
N/A	E219	E219M2	PJ4AA16A01C	N/A	E927	E927M2	850710MOJ	N/A	M220	M220M2	PJ2AA66A01C
N/A	E302M	E302M2	850114MOJ	N/A	E928	E928M2	850711MOJ	N/A	M221	M221M2	PJ4AA63A01C
N/A	E303	E303M2	850093MOJ	N/A	E929	E929M2	850712MOJ	N/A	M222	M222M2	PJ2AA17A01C
N/A	E316	E316M2	850728MOJ	N/A	E930	E930M2	850724MOJ	N/A	M223	M223M2	PJ4AA18A01C
N/A	E317	E317M2	850121MOJ	N/A	K200	K200M2	CJ2AA07A01C	N/A	M302	M302M2	PJ4AA19A01C
N/A	E325	E325M2	850127MOJ	N/A	K203	K203M2	CJ4AA11A01C	N/A	M305	M305M2	PL1AB13A01C
N/A	E331V1	E331M2	PL1AA25A01C	N/A	K204	K204M2	CJ2AA06A01C	N/A	M312	M312M2	PL1AB15A01C
N/A	E368E	E368M2	PL1AB05A01C	N/A	K205C	K205CM2	KJ4AA04A01C	N/A	M313	M313M2	PL1AB17A01C
N/A	E369E	E369M2	PL1AB06A01C	N/A	K205C	K205M2	KJ4AA05A01C	N/A	M314	M314M2	PL1AA91A01C
N/A	E371ME	E371M2	PL1AA99A01C	N/A	K208	K208M2	KJ4AA08A01C	N/A	M315	M315M2	PL1AA87A01C
N/A	E372ME	E372M2	PL1AB04A01C	N/A	K208C	K208CM2	KJ4AA09A01C	N/A	M316	M316M2	PL1AA89A01C
N/A	E374E	E374M2	PL1AB01A01C	N/A	K209	K209M2	350654MOJ	N/A	M317	M317M2	PL1AA88A01C
N/A	E375E	E375M2	PL1AB07A01C	N/A	K213	K213M2	CJ2AA05A01C	N/A	M320	M320M2	PL1AA90A01C
N/A	E377E	E377M2	PL1AA86A01C	N/A	K214	K214M2	CJ4AA06A01C	N/A	M321	M321M2	PL1AB14A01C
N/A	E378E	E378M2	PL1AA95A01C	N/A	K215	K215M2	KJ4AA07A01C	N/A	M322	M322M2	PL1AB16A01C
N/A	E392	E392M2	PL1AA92A01C	N/A	K220	K220M2	FJ4AA03A01C	N/A	M412	M412M2	850075MOJ
N/A	E393	E393M2	PL1AA84A01C	N/A	K221	K221M2	FJ4AA01A01C	N/A	M413	M413M2	850670MOJ
N/A	E394	E394M2	PL1AA55A01C	N/A	K222	K222M2	CJ4AA12A01C	N/A	M415	M415M2	850671MOJ
N/A	E395	E395M2	PL1AA85A01C	N/A	K223	K223M2	KJ4AA06A01C	N/A	M421	M421M2	850669MOJ
N/A	E397	E397M2	850123MOJ	N/A	K236	K236M2	FJ4AA04A01C	N/A	M422	M422M2	850672MOJ
N/A	E407	E407M2	850024MOJ	N/A	K300	K300M2	364559MOJ	N/A	M423	M423M2	850673MOJ
N/A	E450	E450M2	850013MOJ	N/A	K301	K301M2	364560MOJ	N/A	M424	M424M2	850077MOJ
N/A	E451	E451M2	850008MOJ	N/A	K301C	K301CM2	378897MOJ	N/A	M425	M425M2	850074MOJ
N/A	E452	E452M2	850023MOJ	N/A	K302	K302M2	KL1AA10A01C	N/A	M504	M504M2	850674MOJ
N/A	E454	E454M2	850730MOJ	N/A	K302C	K302CM2	378898MOJ	N/A	M506	M506M2	850078MOJ
N/A	E456	E456M2	850025MOJ	N/A	K304	K304M2	334037MOJ	N/A	M511	M511M2	850675MOJ
N/A	E482E	E482M2	PL5AA66A01C	N/A	K305	K305M2	334038MOJ	N/A	M512	M512M2	850676MOJ
N/A	E483E	E483M2	PL5AA67A01C	N/A	K310	K310M2	348523MOJ	N/A	M513	M513M2	850079MOJ
N/A	E488E	E488M2	PL5AA06A01C	N/A	K311	K311M2	348524MOJ	N/A	M514	M514M2	850679MOJ
N/A	E489E	E489M2	PL5AA07A01C	N/A	K312	K312M2	348525MOJ	N/A	M515	M515M2	850677MOJ
N/A	E491E	E491M2	PL5AA65A01C	N/A	K313	K313M2	334950MOJ	N/A	M520	M520M2	850076MOJ
N/A	E492E	E492M2	PL5AA64A01C	N/A	K314	K314M2	355451MOJ	N/A	M521	M521M2	850668MOJ
N/A	E494	E494M2	850680MOJ	N/A	K315	K315M2	355452MOJ	N/A	M522	M522M2	850678MOJ
N/A	E495	E495M2	850681MOJ	N/A	K320	K320M2	FL1AA03A01C	N/A	NEW	TO104	PJ2AA61A01C
N/A	E496	E496M2	850684MOJ	N/A	K321	K321M2	FL1AA02A01C	N/A	NEW	TO109	PJ4AA61A01C
N/A	E497	E497M2	850685MOJ	N/A	K327	K327M2	FL1AA01A01C	N/A	NEW	TO114	PL1AA83A01C
N/A	E513	E513M2	850016MOJ	N/A	M104	M104V1	P56AE21A01	N/A	NEW	TO115	PJ2AA40A01C
N/A	E514	E514M2	850017MOJ	N/A	M109	M109V1	P56AB23A01	N/A	NEW	TO116	PJ2AA41A01C
N/A	E515	E515M2	850723MOJ	N/A	M116	M116V1	P56AB59A01	N/A	NEW	TO117	PJ2AA42A01C

## Cross Reference of Catalog Numbers

Pre. Cat. No.	Old Cat. No.	New Cat. No.	New Model No.	Pre. Cat. No.	Old Cat. No.	New Cat. No.	New Model No.	Pre. Cat. No.	Old Cat. No.	New Cat. No.	New Model No.
N/A	NEW	TO119	PL1AA56A01C	N/A	R551	R551M2	850520MOJ	E934	T37040	TO174	PM6AA14A01C
N/A	NEW	TO120	PJ2AA43A01C	N/A	R552	R552M2	850521MOJ	E935	T37041	TO180	PN0AA08A01C
N/A	NEW	TO121	PJ4AA43A01C	N/A	R553	R553M2	850522MOJ	E936	T37042	TO185	PN0AA10A01C
N/A	NEW	TO122	PJ4AA44A01C	NEW	T33026E	TO103	PE3AA13A01C	E4103	T37043	TO188	PN4AA10A01C
N/A	NEW	TO123	PJ2AA44A01C	NEW	T33027E	TO107	PE5AA17A01C	E4104	T37044	TO195	PN4AA13A01C
N/A	NEW	TO125	PL1AA57A01C	NEW	T33028E	TO110	PE5AA18A01C	E130	T55026	TE104	PE3AA17A01C
N/A	NEW	TO126	PL1AA58A01C	E624V1	T33037	TO155	PM2AA21A01C	E135	T55027	TE107	PE5AA25A01C
N/A	NEW	TO127	PL1AA59A01C	E910	T33038	TO160	PM2AA25A01C	E152	T55028	TE114	PE5AA28A01C
N/A	NEW	TO128	PJ4AA45A01C	E734	T33039	TO167	PM6AA10A01C	E252	T55029	TE123	PJ2AA45A01C
N/A	NEW	TO130	PL1AA60A01C	E735	T33040	TO173	PM6AA13A01C	E255	T55030	TE128	PJ4AA46A01C
N/A	NEW	TO131	PL1AA61A01C	E736	T33041	TO179	PN0AA07A01C	E350	T55031	TE135	PL1AA65A01C
N/A	NEW	TO132	PL1AA62A01C	NEW	T35002E	TO108	PE3AA14A01C	E353	T55032	TE142	PL1AA66A01C
N/A	NEW	TO133	PL1AA63A01C	NEW	T35003E	TO113	PE5AA21A01C	E460	T55033	TE151	PL5AA45A01C
N/A	NEW	TO138	PL1AA64A01C	NEW	T35004E	TO118	PE5AA22A01C	E463	T55034	TE156	PL5AA46A01C
N/A	P212	P212M2	CJ4AA04A01C	E634	T35013	TO163	PM2AA37A01C	E549	T55035	TE163	PL8AA23A01C
N/A	P228	P228M2	CJ2AA02A01C	E635	T35014	TO169	PM2AA33A01C	E8001	T57002	TE110	PE3AA18A01C
N/A	P229	P229M2	CJ2AA04A01C	E728	T35015	TO175	PM6AA26A01C	E8003	T57003	TE117	PE5AA31A01C
N/A	P230	P230M2	CJ2AA09A01C	E729V1	T35016	TO181	PM6AA22A01C	E8005	T57004	TE124	PJ2AA22A01C
N/A	P231	P231M2	CJ4AA02A01C	E756	T35017	TO186	PN0AA13A01C	E8007	T57005	TE131	PJ4AA24A01C
N/A	P232	P232M2	CJ2AA03A01C	E757V1	T35018	TO191	PN0AA14A01C	E8009	T57006	TE138	PL1AA26A01C
N/A	P235	P235M2	CJ4AA03A01C	E856	T35019	TO196	PN4AA18A01C	E8011	T57007	TE145	PL1AA30A01C
N/A	P311	P311M2	CL1AA02A01C	NEW	T35026E	TO101	PE3AA11A01C	E8013	T57008	TE153	PL5AA29A01C
N/A	P312	P312M2	KL1AA06A01C	NEW	T35027E	TO105	PE5AA15A01C	E8015	T57009	TE159	PL5AA32A01C
N/A	P313	P313M2	KL1AA08A01C	NEW	T35028E	TO111	PE5AA19A01C	E8017	T57010	TE166	PL8AA09A01C
N/A	P317	P317M2	KL1AA07A01C	E625	T35037	TO156	PM2AA22A01C	E8019	T57011	TE172	PL8AA13A01C
N/A	P318	P318M2	CL1AA03A01C	E627	T35038	TO159	PM2AA24A01C	E8021	T57012	TE177	PL8AA15A01C
N/A	P319	P319M2	KL1AA03A01C	E716V2	T35039	TO165	PM6AA09A01C	E8022	T57013	TE182	PM2AA19A01C
N/A	P320	P320M2	KL1AA12A01C	E684V2	T35040	TO171	PM6AA12A01C	E790	T57014	TE188	PM6AA05A01C
N/A	P321	P321M2	KL1AA13A01C	E751	T35041	TO177	PN0AA06A01C	E791	T57015	TE193	PM6AA08A01C
N/A	P324	P324M2	KL1AA05A01C	E752	T35042	TO183	PN0AA09A01C	E792	T57016	TE198	PN0AA05A01C
N/A	P325	P325M2	CL1AA04A01C	E4127	T35043	TO189	PN4AA11A01C	E884	T57017	TE203	PN4AA23A01C
N/A	P326	P326M2	KL1AA09A01C	E4128	T35044	TO193	PN4AA12A01C	E886V1	T57018	TE207	PN4AA24A01C
N/A	P327	P327M2	KL1AA11A01C	NEW	T35051E	TO100	PE5AA14A01C	E888	T57019	TE211	PN4AA25A01C
N/A	R243	R243M2	PJ4AA81A01C	E587	T35059	TO139	PL8AA20A01C	E131V1	T57026	TE102	PE3AA15A01C
N/A	R244	R244M2	PJ4AA82A01C	E636	T35060	TO144	PM2AA31A01C	E136V1	T57027	TE108	PE5AA26A01C
N/A	R327	R327M2	358005MOJ	E637	T35061	TO149	PM2AA32A01C	E153V1	T57028	TE115	PE5AA29A01C
N/A	R344	R344M2	PL1AB08A01C	E730V1	T35062	TO154	PM6AA19A01C	E253V1	T57029	TE121	PJ2AA20A01C
N/A	R345	R345M2	PL1AB09A01C	E731V2	T35063	TO158	PM6AA20A01C	E256V1	T57030	TE129	PJ4AA22A01C
N/A	R352	R352M2	PL1AB10A01C	E758V1	T35064	TO164	PN0AA11A01C	E351V1	T57031	TE136	PL1AA36A01C
N/A	R353	R353M2	PL1AB11A01C	E759	T35065	TO170	PN0AA12A01C	E354V1	T57032	TE143	PL1AA28A01C
N/A	R354	R354M2	PL1AA93A01C	E4138	T35066	TO176	PN4AA14A01C	E461V1	T57033	TE149	PL5AA26A01C
N/A	R355	R355M2	PL1AA94A01C	E4126	T35067	TO182	PN4AA15A01C	E464V1	T57034	TE157	PL5AA30A01C
N/A	R422	R422M2	850298MOJ	E4137	T35068	TO187	PN4AA16A01C	E550V1	T57035	TE164	PL8AA07A01C
N/A	R423	R423M2	850299MOJ	E4129	T35069	TO192	PN4AA17A01C	E552V1	T57036	TE170	PL8AA11A01C
N/A	R424	R424M2	850300MOJ	NEW	T37026E	TO102	PE3AA12A01C	E628V1	T57037	TE175	PM2AA14A01C
N/A	R450	R450M2	850527MOJ	NEW	T37027E	TO106	PE5AA16A01C	E630V1	T57038	TE180	PM2AA17A01C
N/A	R451	R451M2	850022MOJ	NEW	T37028E	TO112	PE5AA20A01C	E720	T57039	TE185	PM6AA03A01C
N/A	R452	R452M2	850528MOJ	E931	T37037	TO157	PM2AA23A01C	E722	T57040	TE191	PM6AA06A01C
N/A	R453	R453M2	850529MOJ	E932	T37038	TO161	PM2AA26A01C	E753	T57041	TE196	PN0AA04A01C
N/A	R550	R550M2	850519MOJ	E933	T37039	TO168	PM6AA11A01C	E4112	T57042	TE200	PN4AA21A01C

# Cross Reference of Catalog Numbers

Pre. Cat. No.	Old Cat. No.	New Cat. No.	New Model No.	Pre. Cat. No.	Old Cat. No.	New Cat. No.	New Model No.	Pre. Cat. No.	Old Cat. No.	New Cat. No.	New Model No.
E4114	T57043	TE205	PN4AA05A01C	E4100	T59042	TE202	PN4AA03A01C	NEW	TCF81057E	CFR18	PL5AA38A01C
E4116	T57044	TE209	PN4AA08A01C	E4101	T59043	TE206	PN4AA06A01C	NEW	TCF81058E	CFR21	PL8AA21A01C
E8000	T57051	TE100	PE5AA23A01C	E4102	T59044	TE210	PN4AA09A01C	NEW	TCF81059E	CFR24	PL8AA22A01C
E8002	T57052	TE105	PJ2AA18A01C	New	T59051	TE101	PE5AA24A01C	NEW	TCF81060E	CFR27	PM2AA34A01C
E8004	T57053	TE112	PJ4AA20A01C	New	T59052	TE106	PJ2AA19A01C	NEW	TCF81061E	CFR30	PM2AA35A01C
E8006	T57054	TE119	PL1AA32A01C	New	T59053	TE113	PJ4AA21A01C	NEW	TCF81062E	CFR33	PM6AA23A01C
E8008	T57055	TE126	PL1AA34A01C	New	T59054	TE120	PL1AA33A01C	NEW	TCF81063E	CFR36	PM6AA24A01C
E8010	T57056	TE133	PL5AA33A01C	New	T59055	TE127	PL1AA35A01C	NEW	TCF81064E	CFR39	PN0AA15A01C
E8012	T57057	TE140	PL5AA24A01C	New	T59056	TE134	PL5AA34A01C	NEW	TCF81065E	CFR42	PN0AA16A01C
E8014	T57058	TE147	PL8AA03A01C	New	T59057	TE141	PL5AA25A01C	NEW	TCF82002E	CF104	PE3AA08A01C
E8016	T57059	TE154	PL8AA05A01C	New	T59058	TE148	PL8AA04A01C	NEW	TCF82003E	CF107	PE5AA09A01C
E8018	T57060	TE161	PM2AA10A01C	New	T59059	TE155	PL8AA06A01C	NEW	TCF82004E	CF110	PJ2AA32A01C
E8020V1	T57061	TE168	PM2AA12A01C	New	T59060	TE162	PM2AA11A01C	NEW	TCF82005E	CF113	PJ4AA34A01C
E788	T57062	TE174	PM6AA01A01C	New	T59061	TE169	PM2AA13A01C	NEW	TCF82006E	CF116	PL1AA45A01C
E789	T57063	TE179	PM6AA02A01C	NEW	TCF81002E	CFR05	PE3AA10A01C	NEW	TCF82007E	CF119	PL1AA47A01C
E793	T57064	TE184	PN0AA01A01C	NEW	TCF81003E	CFR08	PE5AA13A01C	NEW	TCF82026E	CF101	PE3AA07A01C
E794	T57065	TE189	PN0AA02A01C	NEW	TCF81004E	CFR11	PJ2AA35A01C	NEW	TCF82027E	CF103	PE5AA07A01C
E4111	T57066	TE194	PN4AA01A01C	NEW	TCF81005E	CFR14	PJ4AA37A01C	NEW	TCF82028E	CF106	PE5AA08A01C
E4113	T57067	TE199	PN4AA02A01C	NEW	TCF81006E	CFR17	PL1AA51A01C	NEW	TCF82029E	CF109	PJ2AA31A01C
E4115	T57068	TE204	PN4AA04A01C	NEW	TCF81007E	CFR20	PL1AA53A01C	NEW	TCF82030E	CF112	PJ4AA33A01C
E4117	T57069	TE208	PN4AA07A01C	NEW	TCF81008E	CFR23	PL5AA40A01C	NEW	TCF82031E	CF115	PL1AA44A01C
New	T59002	TE111	PE3AA19A01C	NEW	TCF81009E	CFR26	PL5AA42A01C	NEW	TCF82032E	CF118	PL1AA46A01C
New	T59003	TE118	PE5AA32A01C	NEW	TCF81010E	CFR29	PL8AA17A01C	NEW	TCF82051E	CF100	PE5AA06A01C
New	T59004	TE125	PJ2AA23A01C	NEW	TCF81011E	CFR32	PL8AA19A01C	NEW	TCF82052E	CF102	PJ2AA30A01C
New	T59005	TE132	PJ4AA25A01C	NEW	TCF81012E	CFR35	PM2AA28A01C	NEW	TCF82053E	CF105	PJ4AA32A01C
New	T59006	TE139	PL1AA27A01C	NEW	TCF81013E	CFR38	PM2AA30A01C	NEW	TCF82054E	CF108	PL1AA42A01C
New	T59007	TE146	PL1AA31A01C	NEW	TCF81014E	CFR41	PM6AA16A01C	NEW	TCF82055E	CF111	PL1AA43A01C
New	T59008	TE152	PL5AA28A01C	NEW	TCF81015E	CFR44	PM6AA18A01C	NEW	TCF82056E	CF114	PL5AA43A01C
New	T59009	TE160	PL5AA47A01C	NEW	TCF81026E	CFR02	PE3AA09A01C	NEW	TCF82057E	CF117	PL5AA44A01C
New	T59010	TE167	PL8AA10A01C	NEW	TCF81027E	CFR04	PE5AA11A01C	NEW	TCP11005	CPO36	PJ2AA53A01C
New	T59011	TE173	PL8AA14A01C	NEW	TCF81028E	CFR07	PE5AA12A01C	NEW	TCP11006	CPO42	PJ4AA54A01C
New	T59012	TE178	PM2AA16A01C	NEW	TCF81029E	CFR10	PJ2AA34A01C	NEW	TCP11029	CPO20	PJ2AA49A01C
New	T59013	TE183	PM2AA20A01C	NEW	TCF81030E	CFR13	PJ4AA36A01C	NEW	TCP11030	CPO30	PJ4AA50A01C
E132V1	T59026	TE103	PE3AA16A01C	NEW	TCF81031E	CFR16	PL1AA50A01C	NEW	TCP12005	CPO37	PJ2AA54A01C
E137	T59027	TE109	PE5AA27A01C	NEW	TCF81032E	CFR19	PL1AA52A01C	NEW	TCP12006	CPO43	PJ4AA55A01C
E154	T59028	TE116	PE5AA30A01C	NEW	TCF81033E	CFR22	PL5AA39A01C	NEW	TCP12029	CPO21	PJ2AA50A01C
E254V1	T59029	TE122	PJ2AA21A01C	NEW	TCF81034E	CFR25	PL5AA41A01C	NEW	TCP12030	CPO31	PJ4AA51A01C
E257V1	T59030	TE130	PJ4AA23A01C	NEW	TCF81035E	CFR28	PL8AA16A01C	New	TCP71001	CPE12	PE3AA28A01C
E352	T59031	TE137	PL1AA37A01C	NEW	TCF81036E	CFR31	PL8AA18A01C	New	TCP71002	CPE16	PE3AA30A01C
E355V1	T59032	TE144	PL1AA29A01C	NEW	TCF81037E	CFR34	PM2AA27A01C	New	TCP71003	CPE20	PE5AA51A01C
E462V1	T59033	TE150	PL5AA27A01C	NEW	TCF81038E	CFR37	PM2AA29A01C	N223	TCP71004	CPE24	PJ2AA59A01C
E465V1	T59034	TE158	PL5AA31A01C	NEW	TCF81039E	CFR40	PM6AA15A01C	N245	TCP71005	CPE28	PJ4AA59A01C
E551V1	T59035	TE165	PL8AA08A01C	NEW	TCF81040E	CFR43	PM6AA17A01C	N342	TCP71006	CPE32	PL1AA75A01C
E553V1	T59036	TE171	PL8AA12A01C	NEW	TCF81051E	CFR01	PE5AA10A01C	N343	TCP71007	CPE37	PL1AA80A01C
E629	T59037	TE176	PM2AA15A01C	NEW	TCF81052E	CFR03	PJ2AA33A01C	N417	TCP71008	CPE42	PL5AA56A01C
E631	T59038	TE181	PM2AA18A01C	NEW	TCF81053E	CFR06	PJ4AA35A01C	N425	TCP71009	CPE47	PL5AA61A01C
E721	T59039	TE187	PM6AA04A01C	NEW	TCF81054E	CFR09	PL1AA48A01C	N516	TCP71010	CPE52	PL8AA32A01C
E723	T59040	TE192	PM6AA07A01C	NEW	TCF81055E	CFR12	PL1AA49A01C	New	TCP71011	CPE57	PL8AA37A01C
E795	T59041	TE195	PN0AA03A01C	NEW	TCF81056E	CFR15	PL5AA37A01C				

# Cross Reference of Catalog Numbers

Pre. Cat. No.	Old Cat. No.	New Cat. No.	New Model No.	Pre. Cat. No.	Old Cat. No.	New Cat. No.	New Model No.	Pre. Cat. No.	Old Cat. No.	New Cat. No.	New Model No.
New	TCP71012	CPE62	PM2AA46A01C	NEW	TCP81004	CPO26	PE5AA43A01C	S113V1	TSD61026	SD101	PE3AA20A01C
New	TCP71013	CPE66	PM2AA50A01C	NEW	TCP81005	CPO38	PJ2AA38A01C	S116V1	TSD61027	SD103	PE5AA34A01C
New	TCP71026	CPE10	PE3AA26A01C	NEW	TCP81006	CPO45	PJ4AA41A01C	S118V1	TSD61028	SD106	PE5AA35A01C
New	TCP71027	CPE14	PE5AA47A01C	NEW	TCP81026	CPO10	PE3AA22A01C	S226V1	TSD61029	SD109	PJ2AA47A01C
New	TCP71028	CPE18	PE5AA49A01C	NEW	TCP81027	CPO12	PE5AA37A01C	S228V1	TSD61030	SD112	PJ4AA48A01C
N232	TCP71029	CPE22	PJ2AA57A01C	NEW	TCP81028	CPO16	PE5AA39A01C	S303V1	TSD61031	SD115	PL1AA69A01C
N246	TCP71030	CPE26	PJ4AA57A01C	NEW	TCP81029	CPO22	PJ2AA36A01C	S304V1	TSD61032	SD118	PL1AA71A01C
N344	TCP71031	CPE30	PL1AA73A01C	NEW	TCP81030	CPO32	PJ4AA38A01C	S440V1	TSD61033	SD121	PL5AA50A01C
N345	TCP71032	CPE35	PL1AA78A01C	NEW	TCP81032	CPO46	PL1AA54A01C	S441V1	TSD61034	SD124	PL5AA52A01C
N424	TCP71033	CPE40	PL5AA54A01C	NEW	TCP82002	CPO15	PE3AA25A01C	S500V1	TSD61035	SD127	PL8AA26A01C
N426	TCP71034	CPE45	PL5AA59A01C	NEW	TCP82003	CPO19	PE5AA42A01C	S501V1	TSD61036	SD130	PL8AA28A01C
N535	TCP71035	CPE50	PL8AA30A01C	NEW	TCP82004	CPO27	PE5AA44A01C	S600V1	TSD61037	SD133	PM2AA40A01C
New	TCP71036	CPE55	PL8AA35A01C	NEW	TCP82005	CPO39	PJ2AA55A01C	S601V1	TSD61038	SD136	PM2AA42A01C
New	TCP71037	CPE60	PM2AA44A01C	NEW	TCP82006	CPO44	PJ4AA56A01C	S114V1	TSD61051	SD100	PE5AA33A01C
New	TCP71038	CPE64	PM2AA48A01C	NEW	TCP82026	CPO11	PE3AA23A01C	S206V1	TSD61052	SD102	PJ2AA46A01C
New	TCP72001	CPE13	PE3AA29A01C	NEW	TCP82027	CPO13	PE5AA38A01C	S207V1	TSD61053	SD105	PJ4AA47A01C
New	TCP72002	CPE17	PE3AA31A01C	NEW	TCP82028	CPO17	PE5AA40A01C	S305V1	TSD61054	SD108	PL1AA67A01C
New	TCP72003	CPE21	PE5AA52A01C	NEW	TCP82029	CPO23	PJ2AA51A01C	S306V1	TSD61055	SD111	PL1AA68A01C
N222	TCP72004	CPE25	PJ2AA60A01C	NEW	TCP82030	CPO33	PJ4AA52A01C	S442V1	TSD61056	SD114	PL5AA48A01C
N240	TCP72005	CPE29	PJ4AA60A01C	NEW	TCP84004	CPO28	PE5AA45A01C	S443V1	TSD61057	SD117	PL5AA49A01C
N335	TCP72006	CPE33	PL1AA76A01C	NEW	TCP84005	CPO40	PJ4AA40A01C	S502V1	TSD61058	SD120	PL8AA24A01C
N346	TCP72007	CPE38	PL1AA81A01C	NEW	TCP84029	CPO24	PJ2AA37A01C	S503V1	TSD61059	SD123	PL8AA25A01C
N432	TCP72008	CPE43	PL5AA57A01C	NEW	TCP84030	CPO34	PJ4AA39A01C	S602V1	TSD61060	SD126	PM2AA38A01C
N433	TCP72009	CPE48	PL5AA62A01C	NEW	TCP85004	CPO29	PE5AA46A01C	S603V1	TSD61061	SD129	PM2AA39A01C
N523	TCP72010	CPE53	PL8AA33A01C	NEW	TCP85005	CPO41	PJ2AA56A01C	S678V1	TSD61062	SD132	PM6AA29A01C
New	TCP72011	CPE58	PL8AA38A01C	NEW	TCP85029	CPO25	PJ2AA52A01C	S679V1	TSD61063	SD135	PM6AA30A01C
New	TCP72012	CPE63	PM2AA47A01C	NEW	TCP85030	CPO35	PJ4AA53A01C	N/A	V200	V200M2	CJ2AA01A01C
New	TCP72013	CPE67	PM2AA51A01C	E911	TS17039	TO166	PM6AA25A01C	N/A	V201	V201M2	CJ4AA08A01C
New	TCP72026	CPE11	PE3AA27A01C	E912	TS17040	TO172	PM6AA21A01C	N/A	V203	V203M2	CJ4AA07A01C
New	TCP72027	CPE15	PE5AA48A01C	E913	TS17041	TO178	PN0AA17A01C	N/A	V208	V208M2	KJ4AA11A01C
New	TCP72028	CPE19	PE5AA50A01C	E914	TS17042	TO184	PN0AA18A01C	N/A	V209	V209M2	KJ4AA02A01C
N252	TCP72029	CPE23	PJ2AA58A01C	E4106	TS17043	TO190	PN4AA19A01C	N/A	V210	V210M2	CJ2AA08A01C
N219	TCP72030	CPE27	PJ4AA58A01C	E4107	TS17044	TO194	PN4AA20A01C	N/A	V211	V211M2	CJ4AA05A01C
N329	TCP72031	CPE31	PL1AA74A01C	E8023	TS18039	TE186	PM6AA27A01C	N/A	V212	V212M2	CJ4AA09A01C
N347	TCP72032	CPE36	PL1AA79A01C	E8024	TS18040	TE190	PM6AA28A01C	N/A	V303	V303M2	KL1AA15A01C
N419	TCP72033	CPE41	PL5AA55A01C	E8025	TS18041	TE197	PN0AA19A01C	N/A	V304	V304M2	KL1AA17A01C
N435	TCP72034	CPE46	PL5AA60A01C	E4105	TS18042	TE201	PN4AA22A01C	N/A	V305	V305M2	KL1AA02A01C
N525	TCP72035	CPE51	PL8AA31A01C	NEW	TS35038	TO162	PM2AA36A01C	N/A	V308	V308M2	KL1AA18A01C
New	TCP72036	CPE56	PL8AA36A01C	S115V1	TSD61002	SD104	PE3AA21A01C	N/A	V310	V310M2	CL1AA01A01C
New	TCP72037	CPE61	PM2AA45A01C	S117V1	TSD61003	SD107	PE5AA36A01C	N/A	V311	V311M2	KL1AA14A01C
New	TCP72038	CPE65	PM2AA49A01C	S225V1	TSD61004	SD110	PJ2AA48A01C				
NEW	TCP74006	CPE34	PL1AA77A01C	S227V1	TSD61005	SD113	PJ4AA49A01C				
NEW	TCP74007	CPE39	PL1AA82A01C	S307V1	TSD61006	SD116	PL1AA70A01C				
NEW	TCP74008	CPE44	PL5AA58A01C	S308V1	TSD61007	SD119	PL1AA72A01C				
NEW	TCP74009	CPE49	PL5AA63A01C	S444V1	TSD61008	SD122	PL5AA51A01C				
NEW	TCP74010	CPE54	PL8AA34A01C	S445V1	TSD61009	SD125	PL5AA53A01C				
NEW	TCP74011	CPE59	PL8AA39A01C	S504V1	TSD61010	SD128	PL8AA27A01C				
NEW	TCP74013	CPE68	PM2AA52A01C	S505V1	TSD61011	SD131	PL8AA29A01C				
NEW	TCP81002	CPO14	PE3AA24A01C	S604V1	TSD61012	SD134	PM2AA41A01C				
NEW	TCP81003	CPO18	PE5AA41A01C	S605V1	TSD61013	SD137	PM2AA43A01C				

# Index of Catalog Numbers with Model Numbers

New Catalog Number	New Model Number	Page Number	New Catalog Number	New Model Number	Page Number	New Catalog Number	New Model Number	Page Number
CF100	PE5AA06A01C	9	CFR30	PM2AA35A01C	10	CPE44	PL5AA58A01C	15
CF101	PE3AA07A01C	9	CFR31	PL8AA18A01C	10	CPE45	PL5AA59A01C	15
CF102	PJ2AA30A01C	9	CFR32	PL8AA19A01C	10	CPE46	PL5AA60A01C	15
CF103	PE5AA07A01C	9	CFR33	PM6AA23A01C	10	CPE47	PL5AA61A01C	15
CF104	PE3AA08A01C	9	CFR34	PM2AA27A01C	10	CPE48	PL5AA62A01C	15
CF105	PJ4AA32A01C	9	CFR35	PM2AA28A01C	10	CPE49	PL5AA63A01C	15
CF106	PE5AA08A01C	9	CFR36	PM6AA24A01C	10	CPE50	PL8AA30A01C	15
CF107	PE5AA09A01C	9	CFR37	PM2AA29A01C	10	CPE51	PL8AA31A01C	16
CF108	PL1AA42A01C	9	CFR38	PM2AA30A01C	11	CPE52	PL8AA32A01C	16
CF109	PJ2AA31A01C	9	CFR39	PN0AA15A01C	11	CPE53	PL8AA33A01C	16
CF110	PJ2AA32A01C	9	CFR40	PM6AA15A01C	11	CPE54	PL8AA34A01C	16
CF111	PL1AA43A01C	9	CFR41	PM6AA16A01C	11	CPE55	PL8AA35A01C	16
CF112	PJ4AA33A01C	9	CFR42	PN0AA16A01C	11	CPE56	PL8AA36A01C	16
CF113	PJ4AA34A01C	9	CFR43	PM6AA17A01C	11	CPE57	PL8AA37A01C	16
CF114	PL5AA43A01C	9	CFR44	PM6AA18A01C	11	CPE58	PL8AA38A01C	16
CF115	PL1AA44A01C	9	CPE10	PE3AA26A01C	15	CPE59	PL8AA39A01C	16
CF116	PL1AA45A01C	9	CPE11	PE3AA27A01C	15	CPE60	PM2AA44A01C	16
CF117	PL5AA44A01C	9	CPE12	PE3AA28A01C	15	CPE61	PM2AA45A01C	16
CF118	PL1AA46A01C	9	CPE13	PE3AA29A01C	15	CPE62	PM2AA46A01C	16
CF119	PL1AA47A01C	9	CPE14	PE5AA47A01C	15	CPE63	PM2AA47A01C	16
CFR01	PE5AA10A01C	10	CPE15	PE5AA48A01C	15	CPE64	PM2AA48A01C	16
CFR02	PE3AA09A01C	10	CPE16	PE3AA30A01C	15	CPE65	PM2AA49A01C	16
CFR03	PJ2AA33A01C	10	CPE17	PE3AA31A01C	15	CPE66	PM2AA50A01C	16
CFR04	PE5AA11A01C	10	CPE18	PE5AA49A01C	15	CPE67	PM2AA51A01C	16
CFR05	PE3AA10A01C	10	CPE19	PE5AA50A01C	15	CPE68	PM2AA52A01C	16
CFR06	PJ4AA35A01C	10	CPE20	PE5AA51A01C	15	CPO10	PE3AA22A01C	13
CFR07	PE5AA12A01C	10	CPE21	PE5AA52A01C	15	CPO11	PE3AA23A01C	13
CFR08	PE5AA13A01C	10	CPE22	PJ2AA57A01C	15	CPO12	PE5AA37A01C	13
CFR09	PL1AA48A01C	10	CPE23	PJ2AA58A01C	15	CPO13	PE5AA38A01C	13
CFR10	PJ2AA34A01C	10	CPE24	PJ2AA59A01C	15	CPO14	PE3AA24A01C	13
CFR11	PJ2AA35A01C	10	CPE25	PJ2AA60A01C	15	CPO15	PE3AA25A01C	13
CFR12	PL1AA49A01C	10	CPE26	PJ4AA57A01C	15	CPO16	PE5AA39A01C	13
CFR13	PJ4AA36A01C	10	CPE27	PJ4AA58A01C	15	CPO17	PE5AA40A01C	13
CFR14	PJ4AA37A01C	10	CPE28	PJ4AA59A01C	15	CPO18	PE5AA41A01C	13
CFR15	PL5AA37A01C	10	CPE29	PJ4AA60A01C	15	CPO19	PE5AA42A01C	13
CFR16	PL1AA50A01C	10	CPE30	PL1AA73A01C	15	CPO20	PJ2AA49A01C	13
CFR17	PL1AA51A01C	10	CPE31	PL1AA74A01C	15	CPO21	PJ2AA50A01C	13
CFR18	PL5AA38A01C	10	CPE32	PL1AA75A01C	15	CPO22	PJ2AA36A01C	13
CFR19	PL1AA52A01C	10	CPE33	PL1AA76A01C	15	CPO23	PJ2AA51A01C	13
CFR20	PL1AA53A01C	10	CPE34	PL1AA77A01C	15	CPO24	PJ2AA37A01C	13
CFR21	PL8AA21A01C	10	CPE35	PL1AA78A01C	15	CPO25	PJ2AA52A01C	13
CFR22	PL5AA39A01C	10	CPE36	PL1AA79A01C	15	CPO26	PE5AA43A01C	13
CFR23	PL5AA40A01C	10	CPE37	PL1AA80A01C	15	CPO27	PE5AA44A01C	13
CFR24	PL8AA22A01C	10	CPE38	PL1AA81A01C	15	CPO28	PE5AA45A01C	13
CFR25	PL5AA41A01C	10	CPE39	PL1AA82A01C	15	CPO29	PE5AA46A01C	13
CFR26	PL5AA42A01C	10	CPE40	PL5AA54A01C	15	CPO30	PJ4AA50A01C	13
CFR27	PM2AA34A01C	10	CPE41	PL5AA55A01C	15	CPO31	PJ4AA51A01C	13
CFR28	PL8AA16A01C	10	CPE42	PL5AA56A01C	15	CPO32	PJ4AA38A01C	13
CFR29	PL8AA17A01C	10	CPE43	PL5AA57A01C	15	CPO33	PJ4AA52A01C	13

# Index of Catalog Numbers with Model Numbers

New Catalog Number	New Model Number	Page Number	New Catalog Number	New Model Number	Page Number	New Catalog Number	New Model Number	Page Number
CPO34	PJ4AA39A01C	13	E483M2	PL5AA67A01C	14	K311M2	348524MOJ	23
CPO35	PJ4AA53A01C	13	E488M2	PL5AA06A01C	14	K312M2	348525MOJ	23
CPO36	PJ2AA53A01C	13	E489M2	PL5AA07A01C	14	K313M2	334950MOJ	25
CPO37	PJ2AA54A01C	13	E491M2	PL5AA65A01	14	K314M2	355451MOJ	25
CPO38	PJ2AA38A01C	13	E492M2	PL5AA64A01C	14	K315M2	355452MOJ	25
CPO39	PJ2AA55A01C	13	E494M2	850680MOJ	4	K320M2	FL1AA03A01C	22
CPO40	PJ4AA40A01C	13	E495M2	850681MOJ	4	K321M2	FL1AA02A01C	22
CPO41	PJ2AA56A01C	13	E496M2	850684MOJ	4	K327M2	FL1AA01A01C	22
CPO42	PJ4AA54A01C	13	E497M2	850685MOJ	4	M104V1	P56AE21A01	19
CPO43	PJ4AA55A01C	13	E513M2	850016MOJ	4	M109V1	P56AB23A01	19
CPO44	PJ4AA56A01C	13	E514M2	850017MOJ	4	M116V1	P56AB59A01	18
CPO45	PJ4AA41A01C	13	E515M2	850723MOJ	4	M120V1	P56AB32A01	18
CPO46	PL1AA54A01C	13	E516M2	850721MOJ	4	M125V1	P56AB24A01	19
E2006M2	PJ4AA13A01C	3	E545M2	850026MOJ	4	M126V1	P56AB47A01	18
E202M2	PJ2AA12A01C	3	E547M2	850031MOJ	4	M127V1	P56AB33A01	18
E203M2	PJ4AA14A01C	3	E584M2	850682MOJ	4	M128L	P56AC22A01	18
E204M2	PJ2AA68A01C	4	E585M2	850683MOJ	4	M206M2	PJ2AA16A01C	18
E205M2	PJ4AA67A01C	4	E586M2	850742MOJ	4	M207M2	PJ2AA65A01C	19
E206M2	PJ2AA62A01C	3	E923M2	PJ2AA15A01C	3	M208M2	PJ4AA62A01C	19
E207M2	PJ4AA42A01C	3	E924M2	PJ4AA17A01C	3	M210M2	PJ2AA67A01C	20
E216M2	PJ2AA13A01C	3	E925M2	850708MOJ	4	M211M2	PJ4AA73A01C	20
E217M2	PJ2AA14A01C	3	E926M2	850709MOJ	4	M220M2	PJ2AA66A01C	19
E218M2	PJ4AA15A01C	3	E927M2	850710MOJ	4	M221M2	PJ4AA63A01C	19
E219M2	PJ4AA16A01C	3	E928M2	850711MOJ	4	M222M2	PJ2AA17A01C	18
E302M2	850114MOJ	4	E929M2	850712MOJ	4	M223M2	PJ4AA18A01C	18
E303M2	850093MOJ	4	E930M2	850724MOJ	4	M302M2	PJ4AA19A01C	18
E316M2	850728MOJ	4	K200M2	CJ2AA07A01C	25	M305M2	PL1AB13A01C	19
E317M2	850121MOJ	4	K203M2	CJ4AA11A01C	25	M312M2	PL1AB15A01C	18
E325M2	850127MOJ	4	K204M2	CJ2AA06A01C	23	M313M2	PL1AB17A01C	18
E331M2	PL1AA25A01C	4	K205CM2	KJ4AA04A01C	23	M314M2	PL1AA91A01C	20
E368M2	PL1AB05A01C	13	K205M2	KJ4AA05A01C	23	M315M2	PL1AA87A01C	19
E369M2	PL1AB06A01C	13	K208CM2	KJ4AA09A01C	23	M316M2	PL1AA89A01C	20
E371M2	PL1AA99A01C	13	K208M2	KJ4AA08A01C	23	M317M2	PL1AA88A01C	19
E372M2	PL1AB04A01C	14	K209M2	350654MOJ	24	M320M2	PL1AA90A01C	19
E374M2	PL1AB01A01C	14	K213M2	CJ2AA05A01C	23	M321M2	PL1AB14A01C	18
E375M2	PL1AB07A01C	14	K214M2	CJ4AA06A01C	23	M322M2	PL1AB16A01C	18
E377M2	PL1AA86A01C	14	K215M2	KJ4AA07A01C	23	M412M2	850075MOJ	18
E378M2	PL1AA95A01C	14	K220M2	FJ4AA03A01C	22	M413M2	850670MOJ	19
E392M2	PL1AA92A01C	4	K221M2	FJ4AA01A01C	22	M415M2	850671MOJ	20
E393M2	PL1AA84A01C	4	K222M2	CJ4AA12A01C	25	M421M2	850669MOJ	19
E394M2	PL1AA55A01C	3	K223M2	KJ4AA06A01C	25	M422M2	850672MOJ	20
E395M2	PL1AA85A01C	3	K236M2	FJ4AA04A01C	22	M423M2	850673MOJ	19
E397M2	850123MOJ	4	K300M2	364559MOJ	23	M424M2	850077MOJ	18
E407M2	850024MOJ	4	K301CM2	378897MOJ	23	M425M2	850074MOJ	18
E450M2	850013MOJ	4	K301M2	364560MOJ	23	M504M2	850674MOJ	19
E451M2	850008MOJ	4	K302CM2	378898MOJ	23	M506M2	850078MOJ	18
E452M2	850023MOJ	4	K302M2	KL1AA10A01C	23	M511M2	850675MOJ	20
E454M2	850730MOJ	4	K304M2	334037MOJ	25	M512M2	850676MOJ	20
E456M2	850025MOJ	4	K305M2	334038MOJ	25	M513M2	850079MOJ	18
E482M2	PL5AA66A01C	14	K310M2	348523MOJ	23	M514M2	850679MOJ	19



# Index of Catalog Numbers with Model Numbers

New Catalog Number	New Model Number	Page Number	New Catalog Number	New Model Number	Page Number	New Catalog Number	New Model Number	Page Number
M515M2	850677MOJ	19	R550M2	850519MOJ	21	TE108	PE5AA26A01C	6
M520M2	850076MOJ	18	R551M2	850520MOJ	21	TE109	PE5AA27A01C	6
M521M2	850668MOJ	19	R552M2	850521MOJ	21	TE110	PE3AA18A01C	6
M522M2	850678MOJ	19	R553M2	850522MOJ	21	TE111	PE3AA19A01C	6
P121	33272600	17	SD100	PE5AA33A01C	12	TE112	PJ4AA20A01C	6
P122	33272800	17	SD101	PE3AA20A01C	12	TE113	PJ4AA21A01C	6
P123	33273000	17	SD102	PJ2AA46A01C	12	TE114	PE5AA28A01C	6
P124	33273200	17	SD103	PE5AA34A01C	12	TE115	PE5AA29A01C	6
P126	35020700	17	SD104	PE3AA21A01C	12	TE116	PE5AA30A01C	6
P128	35020900	17	SD105	PJ4AA47A01C	12	TE117	PE5AA31A01C	6
P130	18640500	17	SD106	PE5AA35A01C	12	TE118	PE5AA32A01C	6
P131	18280200	17	SD107	PE5AA36A01C	12	TE119	PL1AA32A01C	6
P133	18280400	17	SD108	PL1AA67A01C	12	TE120	PL1AA33A01C	6
P137	18601800	17	SD109	PJ2AA47A01C	12	TE121	PJ2AA20A01C	6
P140	18640600	17	SD110	PJ2AA48A01C	12	TE122	PJ2AA21A01C	6
P212M2	CJ4AA04A01C	17	SD111	PL1AA68A01C	12	TE123	PJ2AA45A01C	6
P228M2	CJ2AA02A01C	17	SD112	PJ4AA48A01C	12	TE124	PJ2AA22A01C	6
P229M2	CJ2AA04A01C	17	SD113	PJ4AA49A01C	12	TE125	PJ2AA23A01C	6
P230M2	CJ2AA09A01C	17	SD114	PL5AA48A01C	12	TE126	PL1AA34A01C	6
P231M2	CJ4AA02A01C	17	SD115	PL1AA69A01C	12	TE127	PL1AA35A01C	6
P232M2	CJ2AA03A01C	17	SD116	PL1AA70A01C	12	TE128	PJ4AA46A01C	6
P235M2	CJ4AA03A01C	17	SD117	PL5AA49A01C	12	TE129	PJ4AA22A01C	6
P311M2	CL1AA02A01C	17	SD118	PL1AA71A01C	12	TE130	PJ4AA23A01C	6
P312M2	KL1AA06A01C	17	SD119	PL1AA72A01C	12	TE131	PJ4AA24A01C	6
P313M2	KL1AA08A01C	17	SD120	PL8AA24A01C	12	TE132	PJ4AA25A01C	6
P317M2	KL1AA07A01C	17	SD121	PL5AA50A01C	12	TE133	PL5AA33A01C	6
P318M2	CL1AA03A01C	17	SD122	PL5AA51A01C	12	TE134	PL5AA34A01C	6
P319M2	KL1AA03A01C	17	SD123	PL8AA25A01C	12	TE135	PL1AA65A01C	6
P320M2	KL1AA12A01C	17	SD124	PL5AA52A01C	12	TE136	PL1AA36A01C	7
P321M2	KL1AA13A01C	17	SD125	PL5AA53A01C	12	TE137	PL1AA37A01C	7
P324M2	KL1AA05A01C	17	SD126	PM2AA38A01C	12	TE138	PL1AA26A01C	7
P325M2	CL1AA04A01C	17	SD127	PL8AA26A01C	12	TE139	PL1AA27A01C	7
P326M2	KL1AA09A01C	17	SD128	PL8AA27A01C	12	TE140	PL5AA24A01C	7
P327M2	KL1AA11A01C	17	SD129	PM2AA39A01C	12	TE141	PL5AA25A01C	7
R243M2	PJ4AA81A01C	22	SD130	PL8AA28A01C	12	TE142	PL1AA66A01C	7
R244M2	PJ4AA82A01C	22	SD131	PL8AA29A01C	12	TE143	PL1AA28A01C	7
R327M2	358005MOJ	22	SD132	PM6AA29A01C	12	TE144	PL1AA29A01C	7
R344M2	PL1AB08A01C	21	SD133	PM2AA40A01C	12	TE145	PL1AA30A01C	7
R345M2	PL1AB09A01C	21	SD134	PM2AA41A01C	12	TE146	PL1AA31A01C	7
R352M2	PL1AB10A01C	21	SD135	PM6AA30A01C	12	TE147	PL8AA03A01C	7
R353M2	PL1AB11A01C	21	SD136	PM2AA42A01C	12	TE148	PL8AA04A01C	7
R354M2	PL1AA93A01C	21	SD137	PM2AA43A01C	12	TE149	PL5AA26A01C	7
R355M2	PL1AA94A01C	21	TE100	PE5AA23A01C	6	TE150	PL5AA27A01C	7
R422M2	850298MOJ	21	TE101	PE5AA24A01C	6	TE151	PL5AA45A01C	7
R423M2	850299MOJ	21	TE102	PE3AA15A01C	6	TE152	PL5AA28A01C	7
R424M2	850300MOJ	21	TE103	PE3AA16A01C	6	TE153	PL5AA29A01C	7
R450M2	850527MOJ	21	TE104	PE3AA17A01C	6	TE154	PL8AA05A01C	7
R451M2	850022MOJ	21	TE105	PJ2AA18A01C	6	TE155	PL8AA06A01C	7
R452M2	850528MOJ	21	TE106	PJ2AA19A01C	6	TE156	PL5AA46A01C	7
R453M2	850529MOJ	21	TE107	PE5AA25A01C	6	TE157	PL5AA30A01C	7

# Index of Catalog Numbers with Model Numbers

New Catalog Number	New Model Number	Page Number	New Catalog Number	New Model Number	Page Number	New Catalog Number	New Model Number	Page Number
TE158	PL5AA31A01C	7	TE208	PN4AA07A01C	8	TO164	PN0AA11A01C	5
TE159	PL5AA32A01C	7	TE209	PN4AA08A01C	8	TO165	PM6AA09A01C	5
TE160	PL5AA47A01C	7	TE210	PN4AA09A01C	8	TO166	PM6AA25A01C	5
TE161	PM2AA10A01C	7	TE211	PN4AA25A01C	8	TO167	PM6AA10A01C	5
TE162	PM2AA11A01C	7	TO100	PE5AA14A01C	3	TO168	PM6AA11A01C	5
TE163	PL8AA23A01C	7	TO101	PE3AA11A01C	3	TO169	PM2AA33A01C	5
TE164	PL8AA07A01C	7	TO102	PE3AA12A01C	3	TO170	PN0AA12A01C	5
TE165	PL8AA08A01C	7	TO103	PE3AA13A01C	3	TO171	PM6AA12A01C	5
TE166	PL8AA09A01C	7	TO104	PJ2AA61A01C	3	TO172	PM6AA21A01C	5
TE167	PL8AA10A01C	7	TO105	PE5AA15A01C	3	TO173	PM6AA13A01C	5
TE168	PM2AA12A01C	7	TO106	PE5AA16A01C	3	TO174	PM6AA14A01C	5
TE169	PM2AA13A01C	7	TO107	PE5AA17A01C	3	TO175	PM6AA26A01C	5
TE170	PL8AA11A01C	7	TO108	PE3AA14A01C	3	TO176	PN4AA14A01C	5
TE171	PL8AA12A01C	7	TO109	PJ4AA61A01C	3	TO177	PN0AA06A01C	5
TE172	PL8AA13A01C	7	TO110	PE5AA18A01C	3	TO178	PN0AA17A01C	5
TE173	PL8AA14A01C	7	TO111	PE5AA19A01C	3	TO179	PN0AA07A01C	5
TE174	PM6AA01A01C	7	TO112	PE5AA20A01C	3	TO180	PN0AA08A01C	5
TE175	PM2AA14A01C	7	TO113	PE5AA21A01C	3	TO181	PM6AA22A01C	5
TE176	PM2AA15A01C	7	TO114	PL1AA83A01C	3	TO182	PN4AA15A01C	5
TE177	PL8AA15A01C	7	TO115	PJ2AA40A01C	3	TO183	PN0AA09A01C	5
TE178	PM2AA16A01C	7	TO116	PJ2AA41A01C	3	TO184	PN0AA18A01C	5
TE179	PM6AA02A01C	7	TO117	PJ2AA42A01C	3	TO185	PN0AA10A01C	5
TE180	PM2AA17A01C	7	TO118	PE5AA22A01C	3	TO186	PN0AA13A01C	5
TE181	PM2AA18A01C	7	TO119	PL1AA56A01C	3	TO187	PN4AA16A01C	5
TE182	PM2AA19A01C	7	TO120	PJ2AA43A01C	3	TO188	PN4AA10A01C	5
TE183	PM2AA20A01C	7	TO121	PJ4AA43A01C	3	TO189	PN4AA11A01C	5
TE184	PN0AA01A01C	7	TO122	PJ4AA44A01C	3	TO190	PN4AA19A01C	5
TE185	PM6AA03A01C	7	TO123	PJ2AA44A01C	3	TO191	PN0AA14A01C	5
TE186	PM6AA27A01C	7	TO125	PL1AA57A01C	4	TO192	PN4AA17A01C	5
TE187	PM6AA04A01C	7	TO126	PL1AA58A01C	4	TO193	PN4AA12A01C	5
TE188	PM6AA05A01C	7	TO127	PL1AA59A01C	4	TO194	PN4AA20A01C	5
TE189	PN0AA02A01C	7	TO128	PJ4AA45A01C	4	TO195	PN4AA13A01C	5
TE190	PM6AA28A01C	7	TO130	PL1AA60A01C	4	TO196	PN4AA18A01C	5
TE191	PM6AA06A01C	7	TO131	PL1AA61A01C	4	V200M2	CJ2AA01A01C	25
TE192	PM6AA07A01C	7	TO132	PL1AA62A01C	4	V201M2	CJ4AA08A01C	25
TE193	PM6AA08A01C	7	TO133	PL1AA63A01C	4	V203M2	CJ4AA07A01C	24
TE194	PN4AA01A01C	8	TO138	PL1AA64A01C	4	V208M2	KJ4AA11A01C	26
TE195	PN0AA03A01C	8	TO139	PL8AA20A01C	4	V209M2	KJ4AA02A01C	25
TE196	PN0AA04A01C	8	TO144	PM2AA31A01C	4	V210M2	CJ2AA08A01C	25
TE197	PN0AA19A01C	8	TO149	PM2AA32A01C	4	V211M2	CJ4AA05A01C	25
TE198	PN0AA05A01C	8	TO154	PM6AA19A01C	4	V212M2	CJ4AA09A01C	24
TE199	PN4AA02A01C	8	TO155	PM2AA21A01C	4	V303M2	KL1AA15A01C	25
TE200	PN4AA21A01C	8	TO156	PM2AA22A01C	4	V304M2	KL1AA17A01C	25
TE201	PN4AA22A01C	8	TO157	PM2AA23A01C	4	V305M2	KL1AA02A01C	25
TE202	PN4AA03A01C	8	TO158	PM6AA20A01C	4	V308M2	KL1AA18A01C	23
TE203	PN4AA23A01C	8	TO159	PM2AA24A01C	4	V310M2	CL1AA01A01C	25
TE204	PN4AA04A01C	8	TO160	PM2AA25A01C	4	V311M2	KL1AA14A01C	25
TE205	PN4AA05A01C	8	TO161	PM2AA26A01C	4			
TE206	PN4AA06A01C	8	TO162	PM2AA36A01C	4			
TE207	PN4AA24A01C	8	TO163	PM2AA37A01C	4			

# *Our New Corporate Identity is Simply "Regal"*



## ***SIMPLE.***

Regal-Beloit Corporation, the parent of Century®, is in the midst of simplification. We are streamlining our business processes, standardizing our computer systems, and improving our communications – all with the idea of making it easier for customers to do business with us.

## ***DYNAMIC.***

As a corporation, we are becoming a more dynamic enterprise—continuously innovating and growing to reach more customers in more markets. And we are doing so with the confidence that comes with our years of industry experience.



## ***BOLD.***

As we bring life to the new Regal identity, our brand boldly reflects our corporate objective to become a more focused, integrated and customer centric company.



As a premier Regal brand, Century® will continue as a customer focused brand serving partners around the world. Whether the application calls for residential heating, air conditioning, refrigeration, pool & spa, commercial HVAC, Farm Rated® or an industrial motor, there is a Century® product solution available.

***REGAL***

# Statement of Warranty Policy

## Warranty Period

All Century® motors are warranted against defects in materials and workmanship for a period of twelve (12) months from the date of installation of twenty-four (24) months from the date of manufacture, whichever comes first with the exception of E-Plus®3 Integral Horsepower motors (NEMA Premium®) which are warranted for twenty-four (24) months from date of installation and thirty (30) months from the date of manufacture, whichever comes first.

## Limitation of Remedy

In the event of a breach of the warranty within the applicable warranty period, Century shall have the option of (1) repairing such motor; (2) supplying an identical or substantially similar replacement motor FOB, Century's factory; or (3) refunding or giving credit for the purchase price of such motor.

The remedy set forth above shall be the sole and exclusive remedy for the motors failing within the applicable warranty period. Century, shall not be liable for any lost profits, loss of use, or any other consequential, special or incidental damages.

## DISCLAIMER OF IMPLIED WARRANTIES

EXCEPT AS MAY BE REQUIRED UNDER APPLICABLE LAW, THE LIMITED WARRANTY SET FORTH ABOVE IS THE EXCLUSIVE WARRANTY PROVIDED WITH THE MOTORS. ALL OTHER WARRANTIES, WHETHER WRITTEN OR VERBAL, EXPRESSED OR IMPLIED, INCLUDING THE IMPLIED WARRANTIES OF MERCHANTABILITY AND FITNESS FOR A PARTICULAR PURPOSE ARE EXPRESSLY DISCLAIMED BY CENTURY.

## Conditions of Warranty

This limited warranty shall be void and of no effect if:

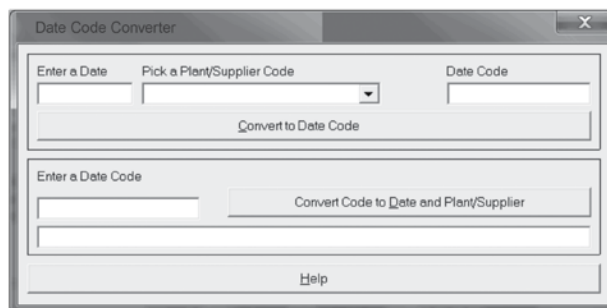
1. The motor has been subjected to improper handling, storage or installation, or subject to abuse or unauthorized repairs;
2. The motor was not suitable for the application or operated above its rated load; or
3. The motor was subject to water damage including motor bearing failures resulting from pump seal failures.

## Authorized Location

Defective motors which have failed during the applicable warranty period must be returned freight prepaid to a Century authorized distributor. Call 800-672-6495.

## How to Read Date Codes on Motor Nameplates & Labels

As of August 2006 a common date code format for all motors is being used. It consists of seven alpha-numeric characters. The first three characters represent the day of the year based on the Julian calendar, the next two the year, and the last two the plant code. For example, 123066M, would mean the 123rd day of 2006 (May 3, 2006) in Regal's Juarez IGME6 plant. Users and distributors may visit our website [centuryelectricmotor.com](http://centuryelectricmotor.com) to access our 'date code converter,' as well as applicable warranty forms.



The image shows a screenshot of a software application titled "Date Code Converter". The window has a standard Windows-style title bar with a close button (X) in the top right corner. The main interface is divided into two sections. The top section contains three input fields: "Enter a Date", "Pick a Plant/Supplier Code" (with a dropdown arrow), and "Date Code". Below these fields is a button labeled "Convert to Date Code". The bottom section contains a single input field labeled "Enter a Date Code" and a button labeled "Convert Code to Date and Plant/Supplier". At the very bottom of the window is a "Help" button.

## Index of Footnotes

No.	Footnote Description
\$	Energy Efficient
5	\$ Energy efficient two value capacitor start, capacitor run motor
6	60/50 HZ
16	\$ E-Plus energy efficient motor complying with EPact (logo here)
17	Suitable for 208 volts @ 1.0 service factor
19	C flange kit available
21	Terminal in bracket construction
31	40 degree C ambient
33	Roller bearings
34	Rigid base
39	Gasketed conduit box
70	Permanent Split Capacitor
73	No base
74	Nema design A available until current stock is depleted, then will become Nema design B
80	Large capacitor/terminal box construction
85	Energy efficient \$ - capacitor start/run
87	Class F insulation
97	182T and 184T mounting holes, 4.5" shaft height
102	1.15 service factor
104	Vertical mount
112	Totally enclosed fan cooled
115	This motor is rated for operation on 60 or 50 HZ power, full load amps listed at 60 HZ
116	Temperature sensitive thermostat with two leads for connection to external control
117	TEAO gasketed conduit box
118	TEAO
146	Round frame
150	Rated 50/60 HZ
159	Open dripproof
160	Non-reversible, connected for CW facing end opposite shaft
177	Meets the requirements of the energy policy act of 1992
180	Low amp replacement for a variety of OEM "Special" and "SPL 5" horsepower requirements
182	Locked bearing on drive end
183	Lifting provisions
198	Impedence protected
214	F2 Assembly
220	Dripcover kit available
230	CSA approvable not applicable
233	Class B insulation
240	F1/F2 Assembly
257	60 HZ only
319	"C" Dimension is the total length including shaft
322	Mechanically Reversible
326	Cast Iron
333	Aluminum shell
334	Reversible
362	12 lead - capability for Y start-delta run
363	Double shielded bearings with no regreasing provisions
364	Open bearings with regreasing provisions
368	Inverter Duty
369	Automatic protector
373	Motors specially designed, tested and warranted to be Corona-Free for compatible inverter duty
378	Manual Overload Protector



*Formerly A. O. Smith Electrical Products Company*

Distribution Marketing  
1325 Heil Quaker Blvd.  
LaVergne, TN 37086  
PH: 800-672-6495  
FAX: 800-468-2062

[www.centuryelectricmotor.com](http://www.centuryelectricmotor.com)

© 2013 Regal-Beloit Corporation Bulletin 1505B 9/2013

A Regal Brand



[www.regalbeloit.com](http://www.regalbeloit.com)