


# TOOLS AND INSTRUMENTS

## IMPERIAL TUBE CUTTERS

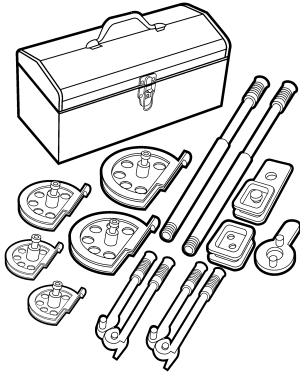
### JUNIOR TUBE CUTTER

PART NO.	DESCRIPTION
IMP-227-FA	For 1/8" to 3/4" (4 to 19 mm) O.D. tubing, (1/8" to 5/8" nom.). Enclosed feed mechanism. Length: 3-1/2" Weight: 5 oz.



P944

## IMPERIAL TUBE BENDERS, LEVER TYPE



P863

- For soft copper, aluminum, brass, steel, and other metal tubing
- Quickly adapts to all sizes in its range
- Long handles reposition during bend for best leverage
- Calibrations show precise bend angle

One piece benders furnished for 1/4" and 5/16" O.D. tube sizes.

Part No.: IMP-260-FHA

PART NO.	TUBE O.D. (in.)	NOMINAL SIZE (in.)	RADIUS TO CENTER OF TUBE (in.)	TOTAL KIT WEIGHT (lbs)
IMP-260-FHA	1/4	1/8	9/16	23
	5/16		11/16	
	3/8*	1/4	1-5/8	
	1/2*	3/8	1-5/8	
	5/8*	1/2	2-1/4	
	3/4*	5/8	3	
IMP-350-FHA	1/4	1/8	9/16	20
	5/16		11/16	
	3/8*	1/4	1-5/8	
	1/2*	3/8	1-5/8	
	5/8*	1/2	2-1/4	
	3/4*	5/8	3	
IMP-360-FHA	3/8*	1/4	1-5/8	20
	1/2*	3/8	1-5/8	
	5/8*	1/2	2-1/4	
	3/4*	5/8	3	

\*Recommended for bending annealed copper and aluminum tubing only.

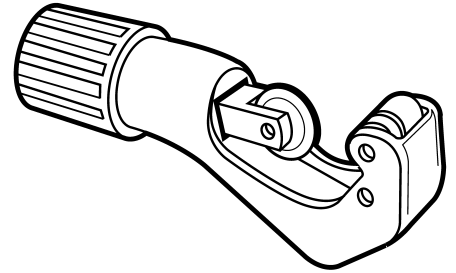
# TOOLS AND INSTRUMENTS

## IMPERIAL TUBE CUTTERS

### HI-DUTY® TUBE CUTTERS

Rollers have flare cut-off groove, fold away reamer and spare cutting wheel.

PART NO.	DESCRIPTION
IMP-TC-1000 IMP-TC-1000SP	For 1/8" to 1-1/8" (4 to 28 mm) O.D. tubing, (1/8" to 1" nom.). Length: 4-15/16" Weight: 6-1/2 oz.
IMP-312-FC IMP-312-FCSP	For 1/4" to 1-5/8" (7 to 41 mm) O.D. tubing, (1/8" to 1-1/2" nom.). Length: 5-1/2" Weight: 7 oz.
IMP-TC-1020	Combination tube constrictor and cutter for 1/8" to 1-1/8" (4 to 28 mm) O.D. tubing. Includes roller for making brazed connections.



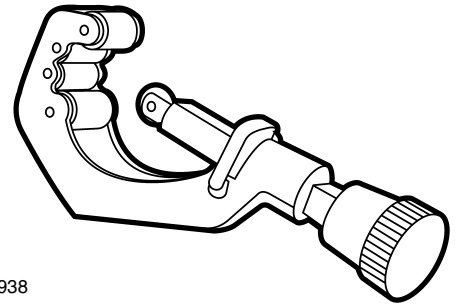
P861

REPLACEMENT PARTS:	DESCRIPTION
IMP-75046	Cutter wheel for stainless steel and hard temper tubing
IMP-76637	Constrictor roller

### ADJUST-O-MATIC™ TUBE CUTTERS

Ratchet feed mechanism speeds up cutting operation. Extra wide rollers stabilize tubing. Spare cutting wheel included.

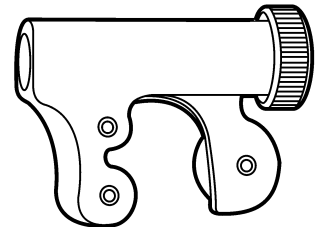
PART NO.	DESCRIPTION
IMP-206-FB	For 3/8" to 2-5/8" (10 to 66 mm) O.D. tubing, (1/4" to 2-1/2" nom.). Length (closed): 7-3/4" Weight: 2 lbs.
IMP-406-FA	Hi-Duty® 2" to 4" cutter for 2" to 4-1/8" (51 to 104 mm) O.D. tubing, (2" to 4" nom.). Length (closed): 11-1/4" Weight: 3-1/2 lbs.



P938

### IMP® TUBE CUTTERS

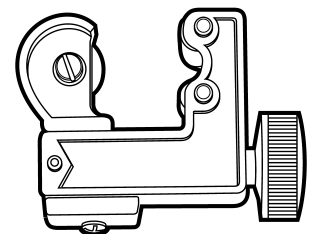
PART NO.	DESCRIPTION
IMP-TC-1050 IMP-TC-1050SP	For 1/8" to 5/8" (4 to 15 mm) O.D. tubing, (1/8" to 1/2" nom.). Requires only 1-1/4" swing radius. (Requires only 1-3/8" swing radius with 5/8" tube.) Repositioned rollers to bottom of tool allows for easier cutter engagement on tubing. Enclosed feed-screw minimizes contamination, assuring continued free operation. Redesigned feed mechanism improves overall cutting action. Size: 1-3/4" x 1-1/4" x 1/2" Weight: 2-1/2 oz.
IMP-TC-2050 IMP-TC-2050SP	For 3/16" to 7/8" (5 to 22 mm) O.D. tubing. (Requires only 1-11/16" swing radius.)



P862

### BIG-IMP™ TUBE CUTTERS

PART NO.	DESCRIPTION
IMP-174-F IMP-174-FSP	For 3/8" to 1-1/8" (10 to 28 mm) O.D. tubing, (1/4" to 1" nom.). Requires only 1-15/16" swing radius. (Requires only 2-1/4" swing radius with 1-1/8" tube.) Size: 2-11/16" x 2-1/32" x 1-1/8" Weight: 5 oz.



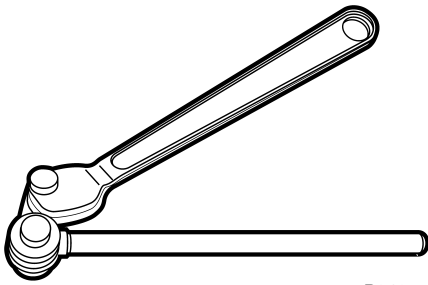
P943

\*SP = Skin Packaged

# TOOLS AND INSTRUMENTS

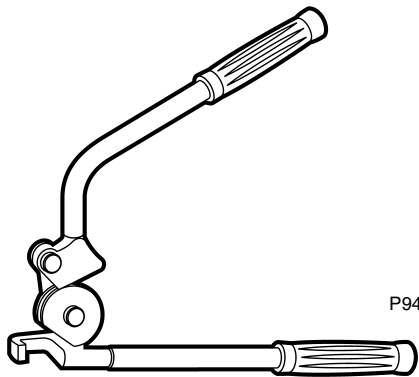
## IMPERIAL TUBE BENDERS, LEVER TYPE

### SINGLE SIZE TUBE BENDERS



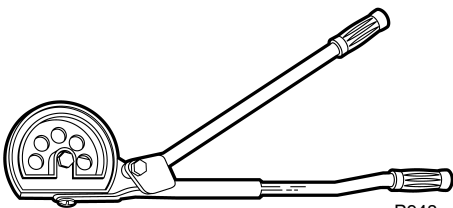
P946

Style furnished for 1/8" and 3/16" O.D. tubing.



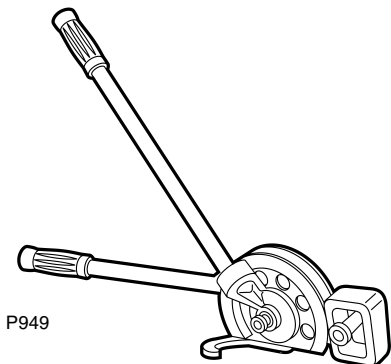
P947

Style furnished for 1/4" through 1/2" O.D. tubing.



P948

Style furnished for 5/8" and 3/4" O.D. tubing.



P949

Style furnished for 7/8" O.D. tubing.

Each tool bends one size. Open size design slips over tube at any point. Makes smooth short radius bends up to 180°. Calibrated to show angle of bend. Wide hook grips tubing securely. New fixed hook tube benders furnished for 1/4" to 1/2" O.D. size have easy 90° start.

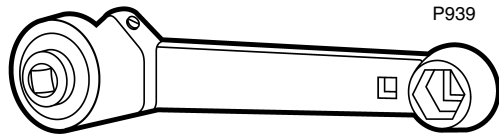
PART NO.	BENDING RANGE			
	TUBE O.D. (in.)	NOMINAL SIZE (in.)	RADIUS to CENTER of TUBE (in.)	WEIGHT (lbs)
IMP-364-FH-02	1/8		3/8	1/2
IMP-364-FH-03	3/16		7/16	1/2
IMP-364-FHA-04	1/4	1/8	9/16	1
IMP-364-FHB-04	1/4*	1/8	9/16	1
IMP-364-FHA-05	5/16		11/16	1-1/8
IMP-364-FHB-05	5/16*		11/16	1-1/8
IMP-364-FHA-06	3/8	1/4	15/16	1-3/4
IMP-364-FHB-06	3/8*	1/4	15/16	1-3/4
IMP-364-FHA-07	7/16		1-1/2	3-1/2
IMP-364-FHB-07	7/16*		1-1/2	3-1/2
IMP-364-FHA-08	1/2	3/8	1-1/2	3-1/2
IMP-364-FHB-08	1/2*	3/8	1-1/2	3-1/2
IMP-364-FHA-10	5/8**	1/2	2-1/4	5-1/2
IMP-364-FHA-12	3/4**	5/8	3	7
IMP-364-FHA-14	7/8**	3/4	3	10-1/2
IMP-364-FHA-16	1**		3-1/2	10-1/2
IMP-7505200	Form shoe furnished for 1" tube bender.			

\*Swivel handle may be repositioned to regain leverage for bends greater than 90°, eliminating bender twisting and handle crossing. Enclosed swivel mechanism provides extended life. Ideal for bending stainless steel, as well as other tubing.

\*\*For bending annealed copper and aluminum tubing only.

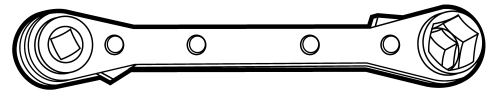
# TOOLS AND INSTRUMENTS

## RATCHET WRENCHES FOR REFRIGERATION/AIR CONDITIONING SERVICE



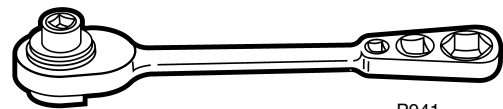
P939

PART NO.	DESCRIPTION
IMP-123-C	Steel forged. For use on small refrigerant cylinders, shut-off valves, packing gland wrenches, etc. Ratchet has 1/4" square drive and raised face. Handle has 3/16" and 1/4" square drives and 1/2" hex.



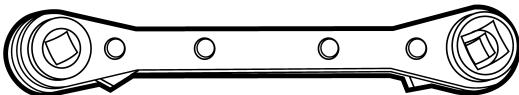
P940

IMP-124-C	Combination wrench with the four sizes most needed for servicing automotive air conditioning: <ul style="list-style-type: none"> <li>• 9/16" hex for dust cap on Schrader type valves and plug oil check on York compressor</li> <li>• 1/2" hex for mounting bolts on Tecumseh, York, and Airtemp compressors.</li> <li>• 1/4" square for valve stem on York and Tecumseh service valves and old style compressor valves</li> <li>• 3/16" square for valve on old style refrigerant charging tanks.</li> </ul>
-----------	--



P941

IMP-125-C	Rugged, steel forged wrench with four sizes covering almost any application. 1/4" square ratchet for valve stem on York and Tecumseh service valves, and old style compressor valves. Other end has 3/16" and 5/16" square openings, plus 9/16" hex opening for dust cap on Schrader type valves, and plug for oil check on York compressor.
-----------	--



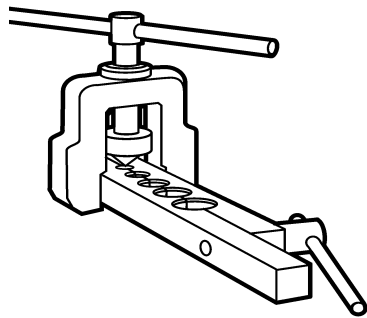
P942

IMP-127-C	Compressor access valve wrench. Chrome plated. Has 1/4", 3/8", 3/16" and 5/16" square drive ratchets and is specially designed for use on compressors with access valves in hard to reach places. Reversible ratchets.
-----------	--

## 45° FLARING TOOLS

For soft tubing only — copper, aluminum, brass.

For 3/16", 1/4", 5/16", 3/8", 7/16", 1/2", and 5/8" tubing.

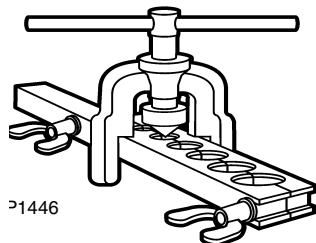


445

PART NO.	DESCRIPTION
IMP-296-FC	Flares 7 sizes of tubing. Economical, fast operating tool. Quick slip-on yoke. Easy operating swivel-type, hardened steel, chrome-finished cone assures smooth flares. Chrome and black finish. Wt. 1.75 lbs.
IMP-195-FC IMP-195-FCSP	Flares 7 sizes of tubing. Rugged forged steel slip-on yoke and hardened flaring bar. Positive clamping action of bars prevents tube slippage. Self centering yoke with swivel-type, hardened steel chrome-finished flaring cone forms better flares with less effort. Design of yoke permits flaring with less effort. Design of yoke permits flaring where there is little space between nut and tube end. Satin finish nickel-chrome plated. Wt. 2.0 lbs.

## 45° METRIC SIZE FLARING TOOL

For soft tubing only — copper, aluminum, brass.



P1446


PART NO.	DESCRIPTION
IMP-395-FAM	Same as 195-FC except for metric size tubing 4 mm, 6 mm, 8 mm, 12 mm, 15 mm, 16 mm O.D. tubing.

\*SP = Skin Packaged

# TOOLS AND INSTRUMENTS

## “GRABBER”<sup>®</sup> ROL-AIR<sup>®</sup> 45° FLARING TOOL

525-F



P1449

Flares rolled out above die bar by super-smooth faceted cone. Makes stronger flares.

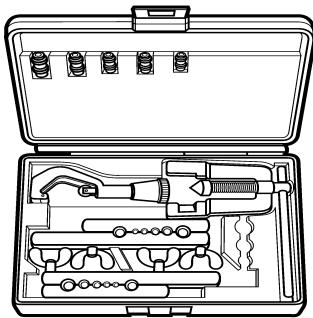
Universal application. Adjustable opening holds all sizes. Flares and bur-nishes 3/16" to 5/8" (4.7 to 16 mm) O.D. tubing.

PART NO.	DESCRIPTION
IMP-525-F IMP-525-FSP	Unique, self-adjusting, tube holding mechanism permits flaring an size tubing within the range of 3/16 to 5/8" (4.7 to 16 mm) O.D. tubing. Innovative, single opening design is more compact and easier to use than conventional multi-opening flaring bars. Faceted hardened steel, chrome finished cone rolls out and burnishes perfect 45° flare above the tube holding mechanism reducing need for deburring. Original wall thickness is maintained at base of flare. Slip-on self-centering yoke permits use in tight quarters. Large handle, with better leverage, and precision threads on feed screw make flaring effortless. High quality construction with satin chrome and black finish. Wt. 1.75 lbs.

## IMPERIAL TUBING TOOL KITS

### CUTTING, FLARING, AND SWAGGING KIT

275-FSC



P1444

For flaring, cutting, and bending soft copper, aluminum, and brass tubing.

PART NO.	DESCRIPTION
IMP-275-FSC	Kit contains a TC-1000 tube cutter for 1/8 to 1-1/8" O.D. tubing and 275-FS flaring and swagging tool., In tool case. Wt. 3.0 lbs. Flares: 1/8", 3/16", 1/4", 5/16", 3/8", 7/16", 1/2", 5/8", and 3/4" O.D. tubing. Swages: 3/16", 1/4", 5/16", 3/8", 1/2", 5/8", and 3/4" O.D. tubing.

\*SP = Skin Packaged

# TOOLS AND INSTRUMENTS

## HEAVY-DUTY RECIPROCATING BLADES

### Features








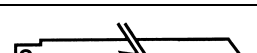
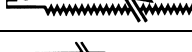






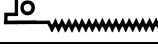



- Designed specifically for “rehabbing” and demolition work
- 44% thicker than standard blades
- Wider than standard blades
- Unique tooth cutting angle

### Advantages

- Stays rigid
- No vibrating from side to side
- Durable in wood or metal demolition work

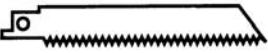


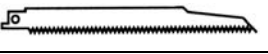










### Benefits

- Easy cutting
- Fast cutting
- More cuts from each blade
- Lower sawing costs

5 Per Pack Vinyl Pouch	2 Per Card Vinyl Pouch	Blister Packed 1 Per Card/5 Cards Per Pack	25 per Box Bulk Packed	Length x Width x Thickness Inches/ Millimeters	Teeth Per Inch/ 25 mm	Shape	Recommended Use
AMS-656R		AMS-S656R	AMS-B656R	6x3/4x.050 150x20x1.3	6	 P1329	Rough work in wood, fast cutting, used in remodeling and demolition work.
AMS-156R		AMS-S156R	AMS-B156R	12x3/4x.050 300x20x1.3	6	 P1330	Rough work in wood, fast cutting, used in remodeling and demolition work.
AMS-956R		AMS-S956R	AMS-B956R	9x3/4x.050 225x20x1.3	6	 P1331	Rough work in wood, fast cutting, used in remodeling and demolition work.
AMS-676RC		AMS-S676RC		6x7/16x.050 150x11x1.3	6	 P1332	Wood contours.
AMS-606R		AMS-S606R	AMS-B606R	6x3/4x.035 150x20x.9	6	 P1333	Wood, all composition materials.
AMS-634R		AMS-S634R		6x3/4x.035 150x20x.9	6	 P1334	Nail free woods, fast cutting.
AMS-610R		AMS-S610R	AMS-B610R	6x3/4x.035 150x20x.9	10	 P1335	Wood, compositions, plastic, cast aluminum, and non-ferrous metals.
AMS-810R		AMS-S810R	AMS-B810R	8x3/4x.050 200x20x1.3	10	 P1336	Wood, compositions, plastic, cast aluminum, light non-ferrous metals, and stainless steel.
AMS-110R		AMS-S110R	AMS-B110R	12x3/4x.050 300x20x1.3	10/14	 P1337	All woods, plastic, cast aluminum, light non-ferrous metals, and stainless steel.
AMS-314RC		AMS-S314RC		3x1/4x.032 75x6x.8	14	 P1338	Contour cutting in wood < 3/4" (20 mm) thick and in metal 3/32-5/16" (2.5-8 mm).
AMS-414R		AMS-S414R	AMS-B414R	4x3/4x.035 100x20x.9	14	 P1339	Heavy gage metal 1/4-1/2" (6-13 mm), hard rubber, fiber, and angle iron.
AMS-614R		AMS-S614R	AMS-B614R	6x3/4x.035 150x20x.9	14	 P1340	Heavy gage metal 1/4-1/2" (6-13 mm), hard rubber, fiber, and angle iron.
AMS-418R		AMS-S418R	AMS-B418R	4x3/4x.035 100x20x.9	18	 P1341	Heavy gage metal 1/8-1/4" (3.2-6 mm), conduit and tubing, opening wooden crates, removing wood siding or shingles.
AMS-618R		AMS-S618R	AMS-B618R	6x3/4x.035 150x20x.9	18	 P1342	Heavy gage metal 1/8-1/4" (3.2-6 mm), conduit and tubing, opening wood crates, removing wood siding or shingles.
AMS-818R		AMS-S818R	B818R	8x3/4x.035 200x20x.9	18	 P1343	Heavy gage metal 1/8-1/4" (3.2-6 mm), conduit and tubing, opening wood crates, removing wood siding or shingles.
AMS-318RC		AMS-S318RC		3x1/4x.032 75x6x8	18	 P1344	Contours - metals under 1/8" (3.2 mm).
AMS-424R		AMS-S424R	AMS-B424R	4x3/4x.035 100x20x.9	24	 P1345	Metal and galvanized pipe 18 gage and under.
AMS-624R		AMS-S624R	AMS-B624R	6x3/4x.035 150x20x.9	24	 P1346	Metal and galvanized pipe 18 gage and under.
AMS-636RP		AMS-S636RP	AMS-B636RP	6x3/4x.050 150x20x1.3	6	 P1347	For plaster, plaster board, and lath. Bi-directional cutting.

# TOOLS AND INSTRUMENTS



## HEAVY-DUTY RECIPROCATING BLADES (cont)

5 Per Pack Vinyl Pouch	2 Per Card Vinyl Pouch	Blister Packed 1 Per Card/5 Cards Per Pack	25 per Box Bulk Packed	Length x Width x Thickness Inches/ Millimeters	Teeth Per Inch/ 25 mm	Shape	Recommended Use
	AMS-600RG			6x3/4x.032 150x20x.8	Medium Carbide Grit	 P1348	Pipe, structural steel, stainless steel, non-ferrous metal: 5/32" (4 mm) and thicker. Nail-embedded.
	AMS-100RG			10x3/4x.050	Medium Carbide Grit	 P1349	Cast iron, fiberglass, ceramic tile, clay pipe, stone, brick, plaster, and marble.
	AMS-800RG			8x3/4x.040 200x20x1.0	Medium Carbide Grit	 P1350	Cast iron, fiberglass, ceramic tile, clay pipe, stone, brick, plaster, and marble.
	AMS-966R			9x7/8x.062 225x22x1.6	6	 P1351	Demolition work in nail-embedded wood.
	AMS-960R			9x7/8x.062 225x22x1.6	10	 P1352	Demolition work in wood and metal. Fire and rescue.
	AMS-650R			6x3/4x.050 150x20x1.3	10/14	 P1353	Heavy duty. Extended life when cutting pipe, structural steel, stainless steel: 3/16-3/4" (3.2-20 mm). Fire and rescue.
	AMS-6510R			6x3/4x.050 150x20x1.3	10	 P1354	Heavy duty. Extended life when cutting pipe, structural steel, stainless steel: 1/8-1" (3.2-25 mm). Fire and rescue.
	AMS-6514R			6x3/4x.050 150x20x1.3	14	 P1355	Heavy duty. Extended life when cutting pipe, structural steel, stainless steel: 3/32-3/8" (2.5-10 mm). Fire and rescue.
	AMS-6518R			6x3/4x.050 150x20x1.3	18	 P1356	Heavy duty. Extended life when cutting pipe, structural steel, stainless steel: 1/16-1/4" (1.5-6 mm). Fire and rescue.
AMS-508E				5-1/2x1x.062 140x25x1.6	8	 P1357	Pipe, structural steel, non-ferrous metal: 5/32" (4mm) and thicker. Nail embedded wood.
AMS-808E				8x1x.062 200x25x1.6	8	 P1358	Pipe, structural steel, non-ferrous metal: 5/32" (4 mm) and thicker. Nail embedded wood.
AMS-608ER				5-1/2x1.062 140x25x1.6	8	 P1359	Pipe, structural steel, non-ferrous metal: 5/32" (4 mm) and thicker. Nail embedded wood.
AMS-708ER				7-7/8x1x.062 200x25x1.6	8	 P1360	Pipe, structural steel, non-ferrous metal: 5/32" (4 mm) and thicker. Nail embedded wood.
AMS-110ER				11-3/4x1x.035 298x25x.9	10/14	 P1361	Flexible blade. Nail embedded wood, pallets. Metal 1/8-1/2" (3.2-13 mm) thick.

# TOOLS AND INSTRUMENTS

## MISCELLANEOUS

### AMERICAN SAW/LENOX® TOOLS

VARI-BIT KITS:	PART NO.		
	AMS-889		
	MVB973		
	AMS-VBKME3		
		AMS889	AMSVBKME3

### VARI-BITS

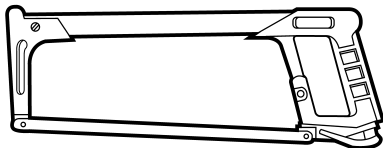
PART NO.	STANDARD PACK QUANTITY	DESCRIPTION (in.)
AMS-VB1	1	1/8 - 1/2
AMS-VB2	1	1/2 - 1
AMS-VB3	1	1/4 - 3/4
AMS-VB4	1	3/16 - 1/2
AMS-VB6	1	3/8, 1/2
AMS-VB7	1	7/8
AMS-VB8	1	3/16 - 7/8
AMS-VB9	1	7/8, 1-1/8, 1-7/32
AMS-VB11	1	7/8, 1-1/8
AMS-VB12	1	7/8, 1-1/8, 1-7/32, 1-1/4, 1-3/8



PART NO.	STANDARD PACK QUANTITY	LENGTH x WIDTH (in.)	TEETH per INCH/25mm
AMS-V018HE	10	10 x 1/2	18
AMS-V024HE	10	10 x 1/2	24
AMS-V032HE	10	10 x 1/2	32
AMS-V224HE	10	12 x 1/2	14
AMS-V218HE	10	12 x 1/2	18
AMS-V224HE	10	12 x 1/2	24
AMS-V232HE	10	12 x 1/2	32

- Bi-metal construction
- M-2 high speed steel cutting edge
- Virtually unbreakable
- High heat resistance
- Safer than solid high speed steel blades
- Outperforms carbon steel up to 10 to 1

### 4012 HACKSAW FRAME



P969

PART NO.	STANDARD PACK QUANTITY	DESCRIPTION
AMS-4012	1 per sleeve/ 5 per box	High tension hand hacksaw frame
AMS-2012	1 per sleeve/ 5 per box	



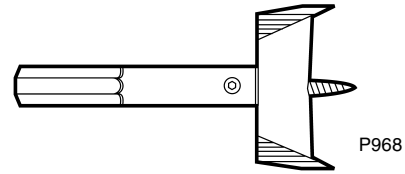
# TOOLS AND INSTRUMENTS

## LENOX® WOOD BORING BITS

1 PER CLAM

SPECIFICATIONS			
PART NO.	DIAMETER (in.)	ENTRANCE for PIPE and RIGID CONDUIT (in.)	ENTRANCE for TUBING (in.)
AMS-WB112	1-1/8	1/2	1
AMS-WB125	1-1/4	3/4	1-1/8
AMS-WB137	1-3/8	1	1-1/4
AMS-WB256	2-9/16	2	2-1/2
AMS-WBPS	Extra Pilot Screw (Fits all sizes)		5/Pouch
AMS-WBSS	Extra Set Screw (Fits all sizes)		5/Poly Bag

\*All have 1/2" / 13mm hex shank with 2 set screws to lock bit in place.



- Resharpenable
- 1/2" / 13mm shank on all sizes
- Fits 1/2" / 13mm drill chuck and larger
- Won't separate when backing out
- Easy to sharpen on the job - only two cutters
- Easy to use in "tight spots"

## LENOX® HOLE SAWS

### Features

- Bi-metal constructions
- M-2 high speed steel cutting edge
- Tooth hardness Rc 63-65
- Vari-Tooth® design
- Positive rake tooth
- 3/16" (5 mm) thick heavy-duty backing plate
- 1-1/2" (38 mm) cutting depth

### Benefits

- Teeth stay sharper longer
- Faster cutting
- Smoother cuts
- Quieter cutting
- Better chip clearance
- Eliminates need for torque driving plate
- Cuts through 2x4\*.

\* Some arbors limit cutting depth to 1-3/8" (35 mm).

### Advantages

- Shock resistant teeth
- Resists tooth strippage
- Greatly reduces vibration
- Aggressive cutting action
- More durable than stamped backing cups
- Deep cutting

SPECIFICATIONS								HOLE SAW RPM CHART							
PRODUCT NUMBER 1 PER BOX	PRODUCT NUMBER 1 PER CLAM	DIAMETER INCHES/MM		PIPE TAP INCHES/MM		PIPE ENTRANCE INCHES/MM		USE ARBOR NUMBER	Size INCHES/ MM		MILD STEEL	TOOL & STAINLESS	CAST IRON	BRASS	ALUMINUM
AMS-9L	—	9/16	14					1L, 4L, 5L	9/16	14	580	300	400	790	900
AMS-10L	AMS-K10L	5/8	16					1L, 4L, 5L	5/8	16	550	275	365	730	825
AMS-11L	—	11/16	17					1L, 4L, 5L	11/16	17	500	250	330	665	750
AMS-12L	AMS-K12L	3/4	19	1/2	13	3/8	10	1L, 4L, 5L	3/4	19	460	230	300	600	690
AMS-20MM	AMS-K20MM	—	20					1L, 4L, 5L	—	20	425	210	280	560	630
AMS-13L	—	13/16	21					1L, 4L, 5L	13/16	21	425	210	280	560	630
AMS-14L	AMS-K14L	7/8	22	3/4	19	1/2	13	1L, 4L, 5L	7/8	22	390	195	260	520	585
AMS-15L	—	15/16	24					1L, 4L, 5L	15/16	24	370	185	245	495	555
AMS-16L	AMS-K16L	1	25					1L, 4L, 5L	1	25	350	175	235	470	525
AMS-17L	AMS-K17L	1-1/16	27					1L, 4L, 5L	1-1/16	27	325	160	215	435	480
AMS-18L	AMS-K18L	1-1/8	29	1	25	3/4	19	1L, 4L, 5L	1-1/8	29	300	150	200	400	450
AMS-19L	—	1-3/16	30					1L, 4L, 5L	1-3/16	30	285	145	190	380	425
AMS-20L	AMS-K20L	1-1/4	32					2L or 6L	1-1/4	32	275	140	180	360	410
AMS-21L	—	1-5/16	33					2L or 6L	1-5/16	33	260	135	175	345	390
AMS-22L	AMS-K22L	1-3/8	35			1	25	2L or 6L	1-3/8	35	285	145	190	380	425
AMS-23L	—	1-7/16	37					2L or 6L	1-7/16	37	240	120	160	315	360
AMS-24L	AMS-K24L	1-1/2	38	1-1/4	32			2L or 6L	1-1/2	38	230	115	150	300	345
AMS-25L	—	1-9/16	40					2L or 6L	1-9/16	40	220	110	145	290	330

# TOOLS AND INSTRUMENTS

## LENOX® HOLE SAWS (cont)

PRODUCT NUMBER 1 PER BOX	PRODUCT NUMBER 1 PER CLAM	SPECIFICATIONS						HOLE SAW RPM CHART							
		DIAMETER INCHES/ MM		PIPE TAP INCHES /MM		PIPE ENTRANCE INCHES/ MM		USE ARBOR NUMBER	SIZE INCHES/ MM		MILD STEEL	TOOL & STAINLESS	CAST IRON	BRASS	ALUMINUM
AMS-26L	AMS-K26L	1-5/8	41					2L or 6L	1-5/8	41	210	105	140	280	315
AMS-27L	—	1-11/16	43					2L or 6L	1-11/16	43	205	100	135	270	305
AMS-28L	AMS-K28L	1-3/4	44	1-1/2	38	1-1/4	32	2L or 6L	1-3/4	44	195	95	130	250	295
AMS-29L	—	1-13/16	46					2L or 6L	1-13/16	46	190	95	125	250	285
AMS-30L	AMS-K30L	1-7/8	48					2L or 6L	1-7/8	48	180	90	120	240	270
AMS-32L	AMS-K32L	2	51			1-1/2	38	2L or 6L	2	51	170	85	115	230	255
AMS-33L	—	2-1/16	52					2L or 6L	2-1/16	52	165	80	110	220	245
AMS-34L	AMS-K34L	2-1/8	54					2L or 6L	2-1/8	54	160	80	105	210	240
AMS-36L	AMS-K36L	2-1/4	57	2	51			2L or 6L	2-1/4	57	150	75	100	200	225
AMS-38L	—	2-3/8	60					2L or 6L	2-3/8	60	140	70	95	190	220
AMS-40L	AMS-K40L	2-1/2	64			2	51	2L or 6L	2-1/2	64	135	65	90	180	205
AMS-41L	—	2-9/16	65					2L or 6L	2-9/16	65	130	65	85	175	200
AMS-42L	AMS-K42L	2-5/8	67	2-1/2	64			2L or 6L	2-5/8	67	130	65	85	175	195
AMS-43L	AMS-K43L	—	68					2L or 6L	—	68	130	65	85	175	195
AMS-44L	AMS-K44L	2-3/4	70					2L or 6L	2-3/4	70	125	60	80	160	185
AMS-46L	—	2-7/8	73					2L or 6L	2-7/8	73	120	60	80	160	180
AMS-48L	AMS-K48L	3	76			2-1/2	64	2L or 6L	3	76	115	55	75	150	170
AMS-50L	AMS-K50L	3-1/8	79					2L or 6L	3-1/8	79	110	55	70	140	165
AMS-52L	AMS-K52L	3-1/4	83	3	76			2L or 6L	3-1/4	83	105	50	70	140	155
AMS-54L	—	3-3/8	86					2L or 6L	3-3/8	86	100	50	65	130	150
AMS-56L	AMS-K56L	3-1/2	89					2L or 6L	3-1/2	89	95	45	65	130	145
AMS-58L	AMS-K58L	3-5/8	92			3	76	2L or 6L	3-5/8	92	95	45	60	120	140
AMS-60L	—	3-3/4	94	3-1/2	89			2L or 6L	3-3/4	94	90	45	60	120	135
AMS-64L	AMS-K64L	4	102					2L or 6L	4	102	85	40	55	110	120
AMS-66L	AMS-K66L	4-1/8	105			3-1/2	89	2L or 6L	4-1/8	105	80	40	55	110	120
AMS-68L	—	4-1/4	108	4	102			2L or 6L	4-1/4	108	80	40	55	110	120
AMS-72L	—	4-1/2	114					2L or 6L	4-1/2	114	75	35	50	100	105
AMS-76L	AMS-K76L	4-3/4	121	4-1/2	114	4	102	2L or 6L	4-3/4	121	70	35	45	90	95
AMS-80L	—	5	127					2L or 6L	5	127	65	30	40	85	90
AMS-88L	—	5-1/2	140					2L or 6L	5-1/2	140	60	30	35	80	85
AMS-96L	—	6	152					2L or 6L	6	152	55	25	35	75	85

All Boxed Hole Saws 9/16" / 14mm to 1-34" / 44mm available in master pack of 10.

All Boxed Hole Saws 1-13/16" / 46mm to 3-1/2" / 89mm available in master pack of 5.

Suggested RPM's only.

## HOLE SAW KITS

### MAINTENANCE

Part No.: **AMS-700K**

Seven preferred sizes. One each hole saws 7/8", 1", 1-1/4", 1-3/8", 1-1/2", 1-3/4", 2-1/8" (22, 25, 32, 35, 38, 44, 54 mm). One each arbors 5L, 6L. One arbor adaptor. One spare pilot drill. Plastic case.

### REFRIGERATION

Part No.: **AMS-600R**

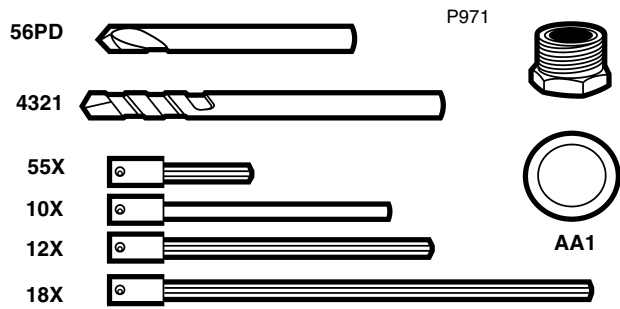
Six sizes preferred by refrigeration professionals. One each hole saws 5/8", 7/8", 1-1/8", 1-3/8", 1-5/8", 2-1/8" (16, 22, 29, 35, 41, 54 mm). One each arbors 5L, 6L. One spare pilot drill. Plastic case.

# TOOLS AND INSTRUMENTS

## LENOX® HOLE SAWS (cont)

1 PER CLAM

ACCESSORIES			
PART NO.	DESCRIPTION	CHUCK SIZE in. (mm)	FITS ARBOR NUMBER
AMS-4321	Pilot Drill*	1/4 (6)	1L, 1SL, 2L, 2SL, 4L
AMS-56PD	Pilot Drill*	1/4 (6)	5L, 6L
AMS-AA1	Arbor Adaptor**	—	1L, 1SL, 4L, 5L
AMS-18X	18" (450 mm) Extension	1/2 and larger (13)	1L, 2L
AMS-12X	12" (100 mm) Extension	1/2 and larger (13)	1L, 2L
AMS-10X	10" (250 mm) Extension	3/8 and larger (10)	5L, 6L
AMS-55X	5-1/2" (140 mm) Extension	1/2 and larger (13)	1L, 2L

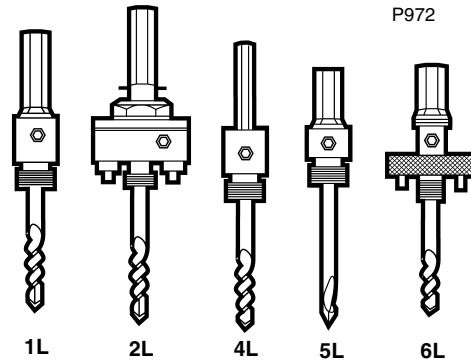


\*Order Pilot Drills in multiples of ten.

\*\*Arbor Adaptors 1 per card. Order in multiples of five.

1 PER BOX

ARBORS			
PART NO.	FITS HOLE SAWS	SHANK TYPE	CHUCK SIZE in. (mm)
30001-1L	9L-19L	Hex	1/2 and larger (13)
30101-1SL*	9L-19L	SDS	—
30002-2L	20L-96L	Hex	1/2 and larger (13)
30102-2SL*	20L-96L	SDS	—
30003-3L	20L-96L	Solid/Hex	1/2 and larger (13)
30004-4L	9L-19L	Round	1/4 (6) and larger
30005-5L	9L-19L	Hex	3/8 (10) and larger
30006-6L	20L-96L	Hex	3/8 (10) and larger



## TRI-FOLD® SAW

### Features

- Heavy-duty aluminum handle
- Complete with 6" (150 mm) Lenox Reciprocating Blade
- Blade folds away safely
- Locks in 3 positions
- Comfortable hand grip
- Hanging hole in handle
- Accepts reciprocating blades using 1/2" (13 mm) tang

### Advantages

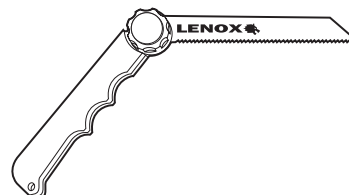
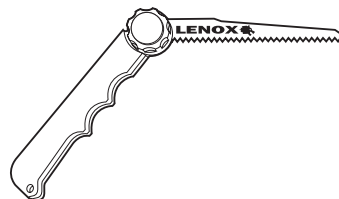
- Resists breakage
- Easy to use
- Lightweight
- Easy blade change

### Benefits

- Cuts in hard-to-get-at places
- Easy to carry on the job/fits in your pocket
- Safe to use
- Saves time

1 PER CLAM/5 PER BOX

SPECIFICATIONS	
PART NO.	DESCRIPTION
20992-3636	Tri-Fold® Saw Wood, drywall, and non-metallic
20993-3618	Tri-Fold® Saw Metal Cutting



# TOOLS AND INSTRUMENTS

## PVC/ABS PLASTIC PIPE HAND SAW

### BLADES

#### Features

- One piece carbon steel construction
- Tooth hardness Rc 63-66
- 2-1/2" (64 mm) blade width
- Precision milled teeth
- Spring tempered blade back

#### Advantages

- Good wear resistance
- Cuts larger diameter than a hacksaw
- Teeth stay sharper longer
- Cuts on push and pull stroke

#### Benefits

- Cuts plastic, wood, and drywall
- Cuts nail-embedded wood
- Lasts longer
- Saves time
- Cuts faster
- Cuts straighter

#### Resists flexing

### HANDLE

#### Features

- Heavy-duty aluminum
- Single screw blade attachment

#### Advantages

- Sturdy, durable
- Virtually unbreakable
- Easy to assemble

#### Advantages

- Comfortable
- Long lasting
- Easy blade change

1 PER SLEEVE/5 PER BOX

SPECIFICATIONS	
PART NO.	DESCRIPTION
AMS-HSF-180	18" (450 mm) blade and handle
AMS-HSF-120	12" (300 mm) blade and handle
AMS-HSB-18	18" (450 mm) replacement blade
AMS-HSB-12	12" (300 mm) replacement blade
AMS-FCBA*	Flush cutting blade adaptor

\*1 PER CARD / 5 PER BOX



P4513



P4514

## CLOSE QUARTER<sup>®</sup> SAW

### Features

- Rigid solid bar construction
- Hardened carbon blade
- Increased blade tensioning

### Advantages

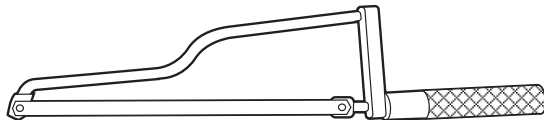
- Cuts where other frames can't
- Easy blade change

### Benefits

- Increases productivity
- Saves time
- Straight cuts

SAW - 1 PER CARD / 5 PER BOX. BLADES - 10 PER CARD

SPECIFICATIONS	
PART NO.	DESCRIPTION
AMS-908	Close Quarter <sup>®</sup> Saw
AMS-906	Replacement Blades 6 x 1/4 x .014 x 32T (150 mm x 6.4 mm x .35 mm x 32T)



P4515