

Technical data sheet clic® 8 – 64 mm

1. Manufacturer

Egli, Fischer & Co. Ltd.
 Gotthardstrasse 6
 P.O. Box
 8022 Zurich
 Switzerland

2. Product description

One-piece, self locking plastic pipe clamp for the indoor area

3. Application areas

- Installation in the internal area
- Chemical industry
- Electrical installations (tubular cable protection)
- Sanitary installation (cold and hot water pipes)
- Swimming pools

4. Features

- Locking system without additional screws
- Clamping range 8 – 64 mm (0.31" to 2.52")
- Mounting with metrical or wood screws
- Very little moisture absorption
- Approved by KIWA®, UL®

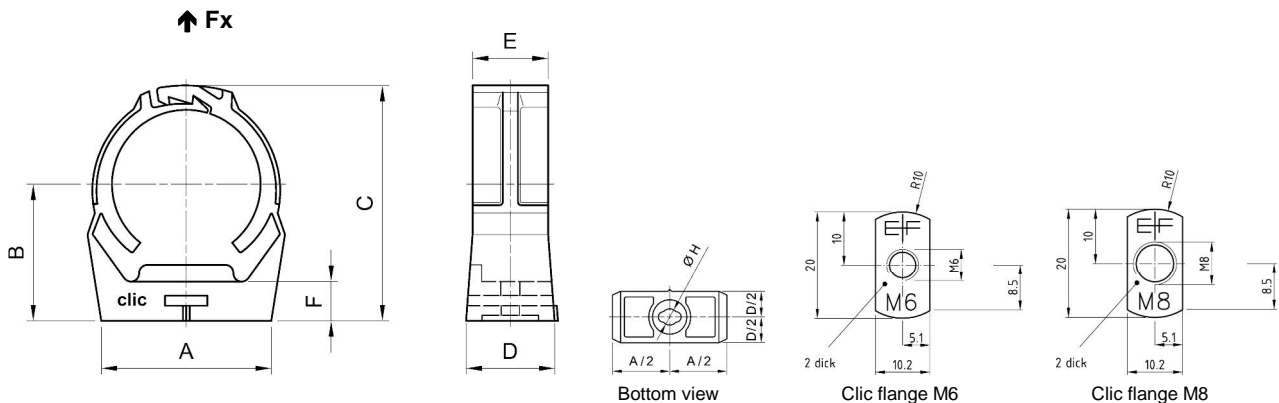
5. Technical data

Material quality	Polymerblend
Density at +20 °C	1,21 g/cm ³
Elongation at yield	5 %
E-Modulus in tension	2100 MPa
Water absorption at 23 °C	0,50 %
Moisture absorbtion (23 °C / 50 % R.H.)	0,15 %
Shore hardness D	82
Dielectric strength	33 kV/mm
Weather proof	-25 °C up to +90 °C
Mounting temperature	down to -10 °C
Maximum service temperature short term	+120 °C
Maximum service temperature long term	+75 to +90 °C
Flammability	HB according to UL 94
Fire class	B2 according to DIN 4102
Halogen	halogen free as per IEC 754-2
Petrol, diesel, oil	resistant
Corrosion	resistant
Weather-proof	no decomposition with correct use
UV	UV-stabilized as per ISO 4892-2
Standard colours	light grey (RAL 7035)
Special colours	on request

6. CLIC product choice

Type	Steel		Copper	Cast iron	PE	PVC	Cable-ducts metric measures	Coaxial cable	Certification			Breaking load [N]
	mm	inch	mm	mm	mm	mm	M	inch	Kiwa	UPC	UL	Fx**
8							8			✓	✓	450
10			10				10		✓	✓	✓	470
12	13,5	1/4"	12				12		✓	✓	✓	500
15			15			16	16	1/2"	✓	✓	✓	650
17	17,2	3/8"	18						✓	✓	✓	700
20	21,3	1/2"				20	20	5/8"	✓	✓	✓	750
22			22						✓	✓	✓	800
25	26,9	3/4"				25	25		✓	✓	✓	900
28			28					7/8"	✓	✓	✓	950
32	33,7	1"	35		32	32	32		✓	✓	✓	1100
36								1 1/4"	✓	✓	✓	1200
40	42,4	1 1/4"	42		40		40		✓	✓	✓	1350
47	48,3	1 1/2"		48	50	50	50	1 5/8"	✓	✓	✓	1400
51			54						✓	✓	✓	1500
59	60,3	2"	64			63				✓	✓	1600

** with screw DIN 96 at +20 °C, safety factor must be considered!



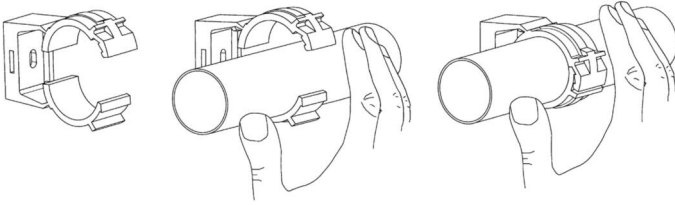
Type	Clamping range [mm]		A [mm]	B [mm]	C [mm]	D [mm]	E [mm]	F [mm]	H*		Breaking load [N] Fx**
	min.	max.							wood [mm]	metric	
8	7,8	9,5	17,1	17,5	26,4	17,1	14,5	7,5	3,5	M6	450
10	9,5	11,8	17,1	17,5	26,2	17,1	14,5	7,5	3,5	M6	470
12	11,8	14,3	20,2	19,5	28,3	17,2	14,5	7,5	3,5	M6	500
15	14,3	16,8	20,6	18,8	32,0	17,1	14,5	7,5	3,5	M6	650
17	16,8	19,5	22,5	23,7	35,4	19,5	16,0	7,8	4,5	M6	700
20	19,5	21,8	24,8	24,9	39,4	20,0	16,3	7,8	4,5	M6	750
22	21,8	24,8	27,8	26,0	42,0	20,0	16,5	7,8	4,5	M6	800
25	24,8	27,8	30,4	28,0	45,1	20,0	17,0	8,8	4,5	M6	900
28	27,8	31,2	33,4	31,7	48,9	20,2	17,0	8,8	4,5	M6	950
32	31,2	35,5	38,0	34,5	54,4	21,0	17,5	9,0	4,5	M6 / M8	1100
36	35,5	39,5	41,8	36,5	59,4	21,0	18,0	9,1	4,5	M6 / M8	1200
40	39,5	43,5	46,2	38,2	64,2	21,0	18,6	9,4	4,5	M6 / M8	1350
47	46,5	50,5	53,5	43,0	72,8	22,0	19,5	9,8	4,5	M6 / M8	1400
51	50,5	55,5	58,6	46,8	78,7	23,0	20,0	10,2	4,5	M6 / M8	1500
59	58,5	64,0	66,3	52,0	88,2	23,2	21,0	10,7	4,5	M6 / M8	1600

* H = screw diameter; wood screw (wood) / metal screw (metric)

** with screw DIN 96 at +20 °C, safety factor must be considered!

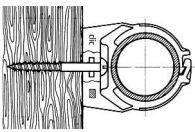
7. CLIC mounting types

Easy to install

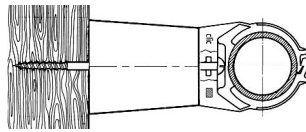


Simply mount CLIC, push pipe in by hand, grips and locks by applying slight pressure.
To open: unlock the CLIC latch with screwdriver.

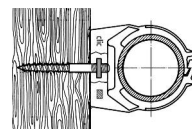
Wood subsoil



With wood screw

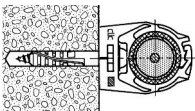


with wood screw and CLIC spacer

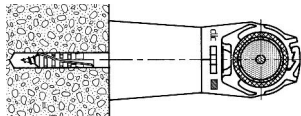


with wood anchor bolt with metric thread end and CLIC spacer

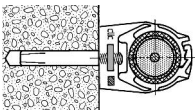
Concrete subsoil



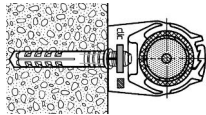
with wood screw and DELTA nylon plug



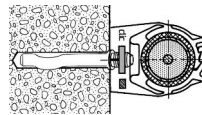
with wood screw, CLIC spacer and DELTA nylon plug



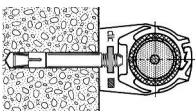
with threaded stud, CLIC flange and TILCA hammer set anchor



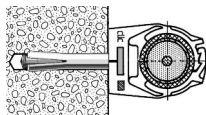
with TILCA impact anchor S and CLIC flange



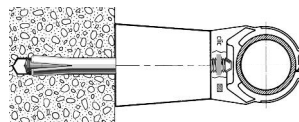
with TILCA SPIKE anchor nail DA and CLIC flange



with TILCA anchor bolt and CLIC flange

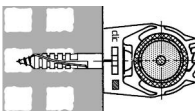


with TILCA fire resisting anchor and CLIC flange

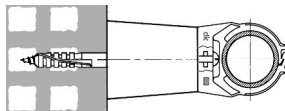


with TILCA fire resisting anchor, CLIC flange and spacer

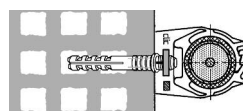
Brick subsoil



with wood screw and DELTA nylon plug

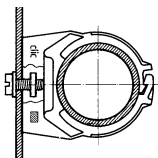


with wood screw, spacer and DELTA nylon plug



with TILCA impact anchor S and CLIC flange

Metal plate subsoil



with metal screw, washer and CLIC flange

8. CLIC accessories



CLIC spacer 2,5–85 mm



CLIC flange M 6 / M 7 / M 8



CLIC base plate for mounting of 2 pcs



CLIC base plate for mounting of 3 pcs



DELTA nylon plug



TILCA hammer set anchor



TILCA nail-in plug



Double-thread stud



wood screw



wood anchor



wood screw



TILCA fire resisting anchor



TILCA SPIKE anchor nail



TILCA anchor bolt

9. Chemical resistance

Material	Concentration	Resistance at +23 °C	Material	Concentration	Resistance at +23 °C
Acetic acid	5%	●●	Heating oil		●●●
Acetone		●	Heptane, Hexane		●●●
Acetylene		●●●	Hydraulic oil		●●
Ammonia	liquid	●●	Hydrochloric acid	10%	●●●
Benzine		●●●	Hydrogen fluoride		●●
Brake fluid		●●●	Inert gas		●●●
Butane		●●●	Iso-octane		●●●
Butanol		●●	Isopropanol		●●●
Butyl acetate		●●	Ketone aliphatic		●
Carbon monoxide		●●●	Lacquer		●●●
Carbon tetrachloride		●	Methanol		●●●
Carbonic acid		●●●	Methylene chloride		●
Caustic potash	10%	●	Mineral oil		●●●
Chlorobenzene		●	Naphthaline		●●
Chlorine gas		●	Nitric acid	10%	●●
Chloroform		●	Nitrohydrochloric acid		●
Citric acid	10%	●●●	Oleum		●
Decalin		●●	Ozone		●
Dibutylphthalate		●●	Paraffin		●●●
Diesel fuel		●●●	Perchloric acid		●
Dimethyl formamide		●	Petroleum ether		●●●
Dimethylether		●●	Phosphoric acid	10%	●●●
Diethylphthalate		●●	Potassium hypochlorite		●●●
Dioxan		●	Silicon oils		●●●
Engine oil		●●●	Sodium hydroxide	10%	●
Ethanol		●●●	Soldering water		●●
Ethyl acetate		●●	Sulphuric acid	10%	●●●
Ethyl ether		●●●	Styrol		●●
Ethylene oxide		●●●	Tetrahydrofurene		●
Fatty acid		●●	Toluene		●●
Fatty alcohol		●●●	Transmission oil		●●●
Formic acid	10%	●●●	Trichlorethane		●
Glycerine		●●●	Trichlorethylene		●
Glycol		●●●	Turpentine		●●
Glystantine		●●●	Turpentine oil replacement		●●
			Xylene		●●

- resistant, none or little change of weight
- limited resistance, contact short-term possible
- not resistant

The recommendations and data given are based on our experience to date. No liability can be assumed in connection with their usage and processing.

For technical advice please contact our sales engineers. We will be happy to provide further assistance.