

Light Commercial Registers, Grilles & Diffusers

Your reputation, and your success, is on the line with every customer, every installation, every product you use. You can protect your good name by using ours. Hart & Cooley offers over a century of proven product innovation and in-use performance, and the support of a company committed to providing unsurpassed customer satisfaction. It's why we put our name on our products, and our reputation behind them.

Reputations are built on hard work and repeatable performance. Hart & Cooley products are designed and manufactured to the highest performance standards, backed by experienced and timely customer service. They deliver exceptional value, aesthetic appeal, and consistent performance that allows you to specify them with confidence, every time. You have our name on it.

Registers & Grilles - Steel

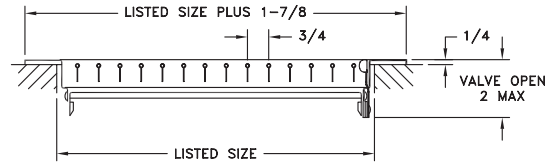


821

- All-steel construction
- Vertical adjustable face bars
- Horizontal multi-shutter valve
- Bright White finish

Note: Screw hole location details on page 161

821 Available Sizes (in.)											
HT	WIDTH										
	6	8	10	12	14	16	18	20	24	30	36
4	X	X	X	X	X	X	X	X	X	X	
5			X	X	X						
6	X	X	X	X	X	X	X	X	X	X	X
8		X	X	X	X	X	X	X	X	X	X
10			X	X	X	X	X	X	X	X	X
12				X	X	X	X	X	X	X	X
14					X	X	X	X	X	X	X
16						X	X	X	X		
18							X	X	X		
20								X			
24									X		

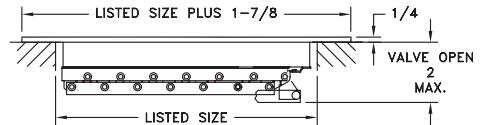


831

- All-steel construction
- Horizontal adjustable face bars
- Vertical valve
- Adjustable multi-shutter valve
- Bright White finish
- 3/4" fin spacing

Note: Screw hole location details on page 161

831 Available Sizes (in.)										
HT	WIDTH									
	8	10	12	14	16	20	24	30	32	36
4	X	X	X	X						
6	X	X	X	X	X	X	X	X		
8		X	X	X	X	X	X	X		
10			X			X	X			
12							X			X
14						X			X	

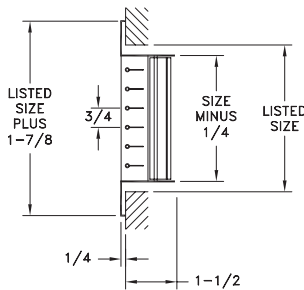




92HVO Grille

- All-steel construction
- Adjustable face bars may be set to any desired deflection
- Horizontal front bars
- Vertical second bars
- Larger sizes available in multiple-piece construction
- Bright White finish

Note: Screw hole location details on page 161



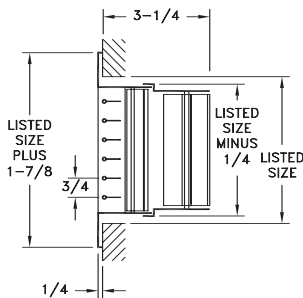
92HVO Available Sizes (in.)																
HT	WIDTH															
	6	8	10	12	14	16	18	20	22	24	26	28	30	32	34	36
4	X	X	X	X	X	X	X	X	X	X	X	X	X	X	X	X
5	X	X	X	X	X	X	X	X	X	X	X	X	X	X	X	X
6	X	X	X	X	X	X	X	X	X	X	X	X	X	X	X	X
8		X	X	X	X	X	X	X	X	X	X	X	X	X	X	X
10			X	X	X	X	X	X	X	X	X	X	X	X	X	X
12				X	X	X	X	X	X	X	X	X	X	X	X	X
14					X	X	X	X	X	X	X	X	X	X	X	X
16						X	X	X	X	X	X	X	X	X	X	X
18							X	X	X	X	X	X	X	X	X	X
20								X	X	X	X	X	X	X	X	X
22									X	X	X	X	X	X	X	X
24										X	X	X	X	X	X	X
26											X	X	X	X	X	X
28												X	X	X	X	X
30													X	X	X	X
32														X	X	X
34															X	X
36																X



92HVV Register

- All-steel construction
- Horizontal front bars
- Vertical second bars
- Opposed-blade damper
- Adjustable face bars may be set to any desired deflection
- Larger sizes available in multiple-piece construction
- Bright White finish

Note: Screw hole location details on page 161



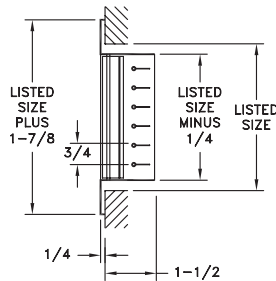
92HVV Available Sizes (in.)																
HT	WIDTH															
	6	8	10	12	14	16	18	20	22	24	26	28	30	32	34	36
4	X	X	X	X	X	X	X	X	X	X	X	X	X	X	X	X
5	X	X	X	X	X	X	X	X	X	X	X	X	X	X	X	X
6	X	X	X	X	X	X	X	X	X	X	X	X	X	X	X	X
8		X	X	X	X	X	X	X	X	X	X	X	X	X	X	X
10			X	X	X	X	X	X	X	X	X	X	X	X	X	X
12				X	X	X	X	X	X	X	X	X	X	X	X	X
14					X	X	X	X	X	X	X	X	X	X	X	X
16						X	X	X	X	X	X	X	X	X	X	X
18							X	X	X	X	X	X	X	X	X	X
20								X	X	X	X	X	X	X	X	X
22									X	X	X	X	X	X	X	X
24										X	X	X	X	X	X	X
26											X	X	X	X	X	X
28												X	X	X	X	X
30													X	X	X	X
32														X	X	X
34															X	X
36																X



92VHO Grille

- All-steel construction
- Vertical front bars
- Horizontal second bars
- Adjustable face bars may be set to any desired deflection
- Larger sizes available in multiple-piece construction
- Bright White finish

Note: Screw hole location details on page 161



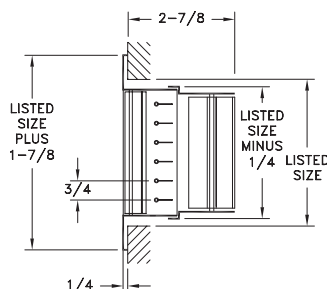
		92VHO Available Sizes (in.)															
HT	WIDTH																
	6	8	10	12	14	16	18	20	22	24	26	28	30	32	34	36	
4	X	X	X	X	X	X	X	X	X	X	X	X	X	X	X	X	
5	X	X	X	X	X	X	X	X	X	X	X	X	X	X	X	X	
6	X	X	X	X	X	X	X	X	X	X	X	X	X	X	X	X	
8		X	X	X	X	X	X	X	X	X	X	X	X	X	X	X	
10			X	X	X	X	X	X	X	X	X	X	X	X	X	X	
12				X	X	X	X	X	X	X	X	X	X	X	X	X	
14					X	X	X	X	X	X	X	X	X	X	X	X	
16						X	X	X	X	X	X	X	X	X	X	X	
18							X	X	X	X	X	X	X	X	X	X	
20								X	X	X	X	X	X	X	X	X	
22									X	X	X	X	X	X	X	X	
24										X	X	X	X	X	X	X	
26											X	X	X	X	X	X	
28												X	X	X	X	X	
30													X	X	X	X	
32														X	X	X	
34															X	X	
36																X	



92VHV Register

- All-steel construction
- Vertical front bars
- Horizontal second bars
- Adjustable face bars may be set to any desired deflection
- Opposed-blade damper
- Larger sizes available in multiple-piece construction
- Bright White finish

Note: Screw hole location details on page 161



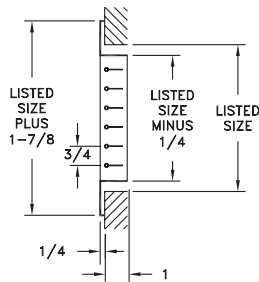
		92VHV Available Sizes (in.)															
HT	WIDTH																
	6	8	10	12	14	16	18	20	22	24	26	28	30	32	34	36	
4	X	X	X	X	X	X	X	X	X	X	X	X	X	X	X	X	
5	X	X	X	X	X	X	X	X	X	X	X	X	X	X	X	X	
6	X	X	X	X	X	X	X	X	X	X	X	X	X	X	X	X	
8		X	X	X	X	X	X	X	X	X	X	X	X	X	X	X	
10			X	X	X	X	X	X	X	X	X	X	X	X	X	X	
12				X	X	X	X	X	X	X	X	X	X	X	X	X	
14					X	X	X	X	X	X	X	X	X	X	X	X	
16						X	X	X	X	X	X	X	X	X	X	X	
18							X	X	X	X	X	X	X	X	X	X	
20								X	X	X	X	X	X	X	X	X	
22									X	X	X	X	X	X	X	X	
24										X	X	X	X	X	X	X	
26											X	X	X	X	X	X	
28												X	X	X	X	X	
30													X	X	X	X	
32														X	X	X	
34															X	X	
36																X	



94 Grille

- All-steel construction
- Horizontal face bars set straight
- Face bars permanently fixed into a heavy steel frame at 90-degree angle from face
- Larger sizes available in multiple-piece construction
- Bright White finish

Note: Screw hole location details on page 161



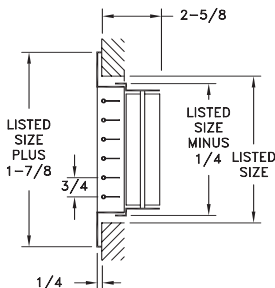
		94 Available Sizes (in.)															
HT	WIDTH																
	6	8	10	12	14	16	18	20	22	24	26	28	30	32	34	36	
4	X	X	X	X	X	X	X	X	X	X	X	X	X	X	X	X	
5	X	X	X	X	X	X	X	X	X	X	X	X	X	X	X	X	
6	X	X	X	X	X	X	X	X	X	X	X	X	X	X	X	X	
8		X	X	X	X	X	X	X	X	X	X	X	X	X	X	X	
10			X	X	X	X	X	X	X	X	X	X	X	X	X	X	
12				X	X	X	X	X	X	X	X	X	X	X	X	X	
14					X	X	X	X	X	X	X	X	X	X	X	X	
16						X	X	X	X	X	X	X	X	X	X	X	
18							X	X	X	X	X	X	X	X	X	X	
20								X	X	X	X	X	X	X	X	X	
22									X	X	X	X	X	X	X	X	
24										X	X	X	X	X	X	X	
26											X	X	X	X	X	X	
28												X	X	X	X	X	
30													X	X	X	X	
32														X	X	X	
34															X	X	
36																X	



94HOV Register

- All-steel construction
- Horizontal face bars set straight
- Face bars permanently fixed into a heavy steel frame at 90-degree angle from face
- Opposed-blade damper
- Larger sizes available in multiple-piece construction
- Bright White finish

Note: Screw hole location details on page 161

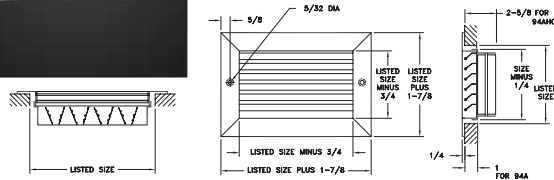


		94HOV Available Sizes (in.)															
HT	WIDTH																
	6	8	10	12	14	16	18	20	22	24	26	28	30	32	34	36	
4	X	X	X	X	X	X	X	X	X	X	X	X	X	X	X	X	
5	X	X	X	X	X	X	X	X	X	X	X	X	X	X	X	X	
6	X	X	X	X	X	X	X	X	X	X	X	X	X	X	X	X	
8		X	X	X	X	X	X	X	X	X	X	X	X	X	X	X	
10			X	X	X	X	X	X	X	X	X	X	X	X	X	X	
12				X	X	X	X	X	X	X	X	X	X	X	X	X	
14					X	X	X	X	X	X	X	X	X	X	X	X	
16						X	X	X	X	X	X	X	X	X	X	X	
18							X	X	X	X	X	X	X	X	X	X	
20								X	X	X	X	X	X	X	X	X	
22									X	X	X	X	X	X	X	X	
24										X	X	X	X	X	X	X	
26											X	X	X	X	X	X	
28												X	X	X	X	X	
30													X	X	X	X	
32														X	X	X	
34															X	X	
36																X	



94A Grille

- All-steel construction
- Horizontal face bars set at 35°
- Larger sizes available in multiple-piece construction
- Also available as 94AT T-Bar Return Grille (see page 91)
- Bright White finish



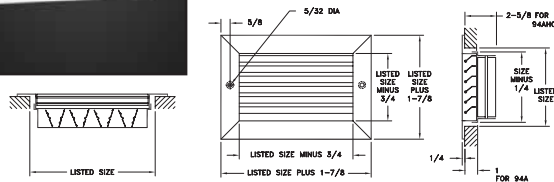
HT		94A Available Sizes (in.)															
		WIDTH															
4	X	X	X	X	X	X	X	X	X	X	X	X	X	X	X	X	
5	X	X	X	X	X	X	X	X	X	X	X	X	X	X	X	X	
6	X	X	X	X	X	X	X	X	X	X	X	X	X	X	X	X	
8		X	X	X	X	X	X	X	X	X	X	X	X	X	X	X	
10			X	X	X	X	X	X	X	X	X	X	X	X	X	X	
12				X	X	X	X	X	X	X	X	X	X	X	X	X	
14					X	X	X	X	X	X	X	X	X	X	X	X	
16						X	X	X	X	X	X	X	X	X	X	X	
18							X	X	X	X	X	X	X	X	X	X	
20								X	X	X	X	X	X	X	X	X	
22									X	X	X	X	X	X	X	X	
24										X	X	X	X	X	X	X	
26											X	X	X	X	X	X	
28												X	X	X	X	X	
30													X	X	X	X	
32														X	X	X	
34															X	X	
36																X	

Note: Screw hole location details on page 161



94AHOV Register

- All-steel construction
- Horizontal face bars set at 35°
- Opposed-blade damper
- Larger sizes available in multiple-piece construction
- Bright White finish



HT		94AHOV Available Sizes (in.)															
		WIDTH															
4	X	X	X	X	X	X	X	X	X	X	X	X	X	X	X	X	
5	X	X	X	X	X	X	X	X	X	X	X	X	X	X	X	X	
6	X	X	X	X	X	X	X	X	X	X	X	X	X	X	X	X	
8		X	X	X	X	X	X	X	X	X	X	X	X	X	X	X	
10			X	X	X	X	X	X	X	X	X	X	X	X	X	X	
12				X	X	X	X	X	X	X	X	X	X	X	X	X	
14					X	X	X	X	X	X	X	X	X	X	X	X	
16						X	X	X	X	X	X	X	X	X	X	X	
18							X	X	X	X	X	X	X	X	X	X	
20								X	X	X	X	X	X	X	X	X	
22									X	X	X	X	X	X	X	X	
24										X	X	X	X	X	X	X	
26											X	X	X	X	X	X	
28												X	X	X	X	X	
30													X	X	X	X	
32														X	X	X	
34															X	X	
36																X	

Note: Screw hole location details on page 161

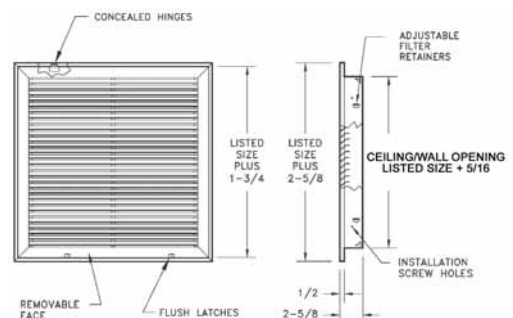


96AFB Fixed-Bar Filter Grille

- Steel construction
- Simplifies contractor installation
- Flush, removable face with concealed hinges
- Uses nominal 1" thick disposable filters (not included)
- Equipped with adjustable filter retainers
- 3/4" spaced fins set at 35°
- Also available as 96AFBT T-Bar Fixed Bar Filter Grille (see page 88)
- Bright White finish

HT		96AFB Available Sizes (in.)								
		WIDTH								
10						X	X		X	
12		X			X	X	X		X	
14			X			X	X	X	X	
16				X		X	X	X		
18					X	X	X		X	
20	X	X	X	X		X	X	X	X	
24		X	X	X	X	X	X	X	X	
25			X	X		X		X		
30			X			X	X		X	
36									X	

Note: Screw hole location details on page 161



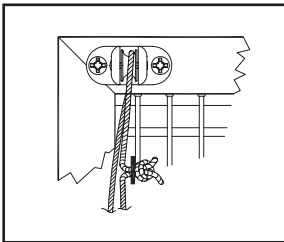


98VOH Ventilation Grille

- Steel construction
- Front bars are individually adjustable
- Horizontal blades are gang-operated to deflect air up or down thru face (no shut-off)
- Handle manually operated
- Bright White finish

		98VOH Available Sizes (in.)												
		WIDTH												
HT	10	12	14	16	18	20	22	24	26	28	30	32	34	36
	6	X	X	X	X	X	X	X	X	X	X	X	X	X
8	X	X	X	X	X	X	X	X	X	X	X	X	X	X
10	X	X	X	X	X	X	X	X	X	X	X	X	X	X
12		X	X	X	X	X	X	X	X	X	X	X	X	X
14			X	X	X	X	X	X	X	X	X	X	X	X
16				X	X	X	X	X	X	X	X	X	X	X
18					X	X	X	X	X	X	X	X	X	X
20						X	X	X	X	X	X	X	X	X
22							X	X	X	X	X	X	X	X
24								X	X	X	X	X	X	X
26									X	X	X	X	X	X
28										X	X	X	X	X
30											X	X	X	X
32												X	X	X
34													X	X
36														X

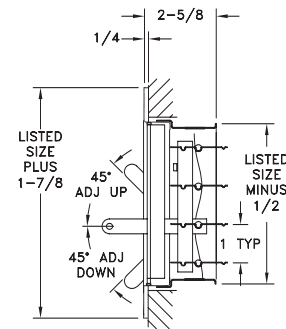
Note: Screw hole location details on page 161



Detail of optional pulley (98VOHP) for remote adjustment of deflection louvers. Field-installed center pulley over lever.

98VOHP Ventilation Grille

- Pulley field-mounted only
- Pulley assembly must be ordered separately
- Pulley operation allows air deflection adjustments from floor
- Two pulley assemble kits required for grilles over 24" wide

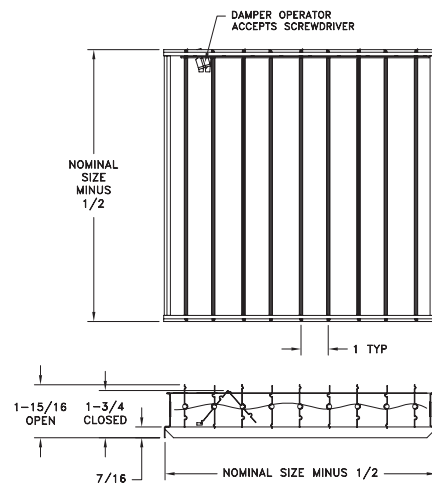


9200V Damper

- Steel construction
- Opposed-blade damper
- Controls the air volume from full flow to shut-off
- Mill finish

9200V Available Sizes (in.)
Minimum: 6" x 4"
Maximum: 36" x 18"

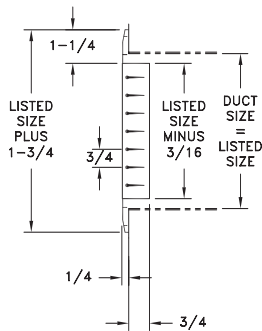
Note: Screw hole location details on page 161





HX Grille

- Extruded aluminum construction
- Horizontal front bars
- Single row of individually adjustable horizontal face bars
- Pivoted bars for easy positive setting
- Bright White or Satin Anodized finish



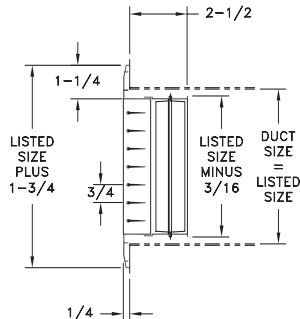
		HX Available Sizes (in.)																						
		WIDTH																						
HT		4	6	8	10	12	14	16	18	20	22	24	26	28	30	32	34	36	38	40	42	44	46	48
	4	X	X	X	X	X	X	X	X	X	X	X	X	X	X	X	X	X	X	X	X	X	X	X
5	X	X	X	X	X	X	X	X	X	X	X	X	X	X	X	X	X	X	X	X	X	X	X	X
6	X	X	X	X	X	X	X	X	X	X	X	X	X	X	X	X	X	X	X	X	X	X	X	X
8	X	X	X	X	X	X	X	X	X	X	X	X	X	X	X	X	X	X	X	X	X	X	X	X
10			X	X	X	X	X	X	X	X	X	X	X	X	X	X	X	X	X	X	X	X	X	X
12				X	X	X	X	X	X	X	X	X	X	X	X	X	X	X	X	X	X	X	X	X
14					X	X	X	X	X	X	X	X	X	X	X	X	X	X	X	X	X	X	X	X
16						X	X	X	X	X	X	X	X	X	X	X	X	X	X	X	X	X	X	X
18							X	X	X	X	X	X	X	X	X	X	X	X	X	X	X	X	X	X
20								X	X	X	X	X	X	X	X	X	X	X	X	X	X	X	X	X
22									X	X	X	X	X	X	X	X	X	X	X	X	X	X	X	X
24										X	X	X	X	X	X	X	X	X	X	X	X	X	X	X
26											X	X	X	X	X	X	X	X	X	X	X	X	X	X
28												X	X	X	X	X	X	X	X	X	X	X	X	X
30													X	X	X	X	X	X	X	X	X	X	X	X
32														X	X	X	X	X	X	X	X	X	X	X
34															X	X	X	X	X	X	X	X	X	X
36																X	X	X	X	X	X	X	X	X
38																	X	X	X	X	X	X	X	X
40																		X	X	X	X	X	X	X
42																			X	X	X	X	X	X
44																				X	X	X	X	X
46																					X	X	X	X
48																						X	X	X

Note: Screw hole location details on page 162
Other sizes available upon request



HD Register

- Extruded aluminum construction
- Single row of individually adjustable horizontal face bars
- Pivoted bars for easy positive setting
- Opposed-blade damper
- Bright White or Satin Anodized finish



		HD Available Sizes (in.)																					
		WIDTH																					
HT		6	8	10	12	14	16	18	20	22	24	26	28	30	32	34	36	38	40	42	44	46	48
	4	X	X	X	X	X	X	X	X	X	X	X	X	X	X	X	X	X	X	X	X	X	X
5	X	X	X	X	X	X	X	X	X	X	X	X	X	X	X	X	X	X	X	X	X	X	X
6	X	X	X	X	X	X	X	X	X	X	X	X	X	X	X	X	X	X	X	X	X	X	X
8	X	X	X	X	X	X	X	X	X	X	X	X	X	X	X	X	X	X	X	X	X	X	X
10		X	X	X	X	X	X	X	X	X	X	X	X	X	X	X	X	X	X	X	X	X	X
12			X	X	X	X	X	X	X	X	X	X	X	X	X	X	X	X	X	X	X	X	X
14				X	X	X	X	X	X	X	X	X	X	X	X	X	X	X	X	X	X	X	X
16					X	X	X	X	X	X	X	X	X	X	X	X	X	X	X	X	X	X	X
18						X	X	X	X	X	X	X	X	X	X	X	X	X	X	X	X	X	X
20							X	X	X	X	X	X	X	X	X	X	X	X	X	X	X	X	X
22								X	X	X	X	X	X	X	X	X	X	X	X	X	X	X	X
24									X	X	X	X	X	X	X	X	X	X	X	X	X	X	X
26										X	X	X	X	X	X	X	X	X	X	X	X	X	X
28											X	X	X	X	X	X	X	X	X	X	X	X	X
30												X	X	X	X	X	X	X	X	X	X	X	X
32													X	X	X	X	X	X	X	X	X	X	X
34														X	X	X	X	X	X	X	X	X	X
36															X	X	X	X	X	X	X	X	X
38																X	X	X	X	X	X	X	X
40																	X	X	X	X	X	X	X
42																		X	X	X	X	X	X
44																			X	X	X	X	X
46																				X	X	X	X
48																					X	X	X

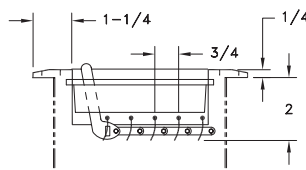
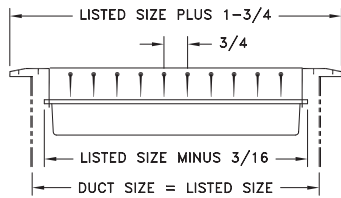
Note: Screw hole location details on page 162
Other sizes available upon request



HM Register

- Extruded aluminum construction
- Single row of individually adjustable horizontal face bars
- Pivoted bars for easy positive setting
- Lever-operated, multi-shutter valve
- Bright White or Satin Anodized finish

Note: Screw hole location details on page 162



		HM Available Sizes (in.)															
		WIDTH															
HT	WIDTH																
	6	8	10	12	14	16	18	20	22	24	26	28	30	32	34	36	
4	X	X	X	X	X	X	X	X	X	X	X	X	X	X	X	X	
5	X	X	X	X	X	X	X	X	X	X	X	X	X	X	X	X	
6	X	X	X	X	X	X	X	X	X	X	X	X	X	X	X	X	
8		X	X	X	X	X	X	X	X	X	X	X	X	X	X	X	
10			X	X	X	X	X	X	X	X	X	X	X	X	X	X	
12				X	X	X	X	X	X	X	X	X	X	X	X	X	
14					X	X	X	X	X	X	X	X	X	X	X	X	
16						X	X	X	X	X	X	X	X	X	X	X	
18							X	X	X	X	X	X	X	X	X	X	
20								X	X	X	X	X	X	X	X	X	
22									X	X	X	X	X	X	X	X	
24										X	X	X	X	X	X	X	
26											X	X	X	X	X	X	
28												X	X	X	X	X	
30													X	X	X	X	
32														X	X	X	
34															X	X	
36																X	

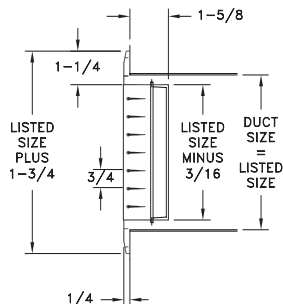
Other sizes available upon request



HV Grille

- Extruded aluminum construction
- Horizontal front bars
- Vertical second bars
- Two rows of individually adjusted face bars for horizontal and vertical deflection
- Pivoted bars for easy positive setting
- Bright White or Satin Anodized finish

Note: Screw hole location details on page 162



		HV Available Sizes (in.)																							
		WIDTH																							
HT	WIDTH																								
	6	8	10	12	14	16	18	20	22	24	26	28	30	32	34	36	38	40	42	44	46	48			
4	X	X	X	X	X	X	X	X	X	X	X	X	X	X	X	X	X	X	X	X	X	X			
5	X	X	X	X	X	X	X	X	X	X	X	X	X	X	X	X	X	X	X	X	X	X			
6	X	X	X	X	X	X	X	X	X	X	X	X	X	X	X	X	X	X	X	X	X	X			
8		X	X	X	X	X	X	X	X	X	X	X	X	X	X	X	X	X	X	X	X	X			
10			X	X	X	X	X	X	X	X	X	X	X	X	X	X	X	X	X	X	X	X			
12				X	X	X	X	X	X	X	X	X	X	X	X	X	X	X	X	X	X	X			
14					X	X	X	X	X	X	X	X	X	X	X	X	X	X	X	X	X	X			
16						X	X	X	X	X	X	X	X	X	X	X	X	X	X	X	X	X			
18							X	X	X	X	X	X	X	X	X	X	X	X	X	X	X	X			
20								X	X	X	X	X	X	X	X	X	X	X	X	X	X	X			
22									X	X	X	X	X	X	X	X	X	X	X	X	X	X			
24										X	X	X	X	X	X	X	X	X	X	X	X	X			
26											X	X	X	X	X	X	X	X	X	X	X	X			
28												X	X	X	X	X	X	X	X	X	X	X			
30													X	X	X	X	X	X	X	X	X	X			
32														X	X	X	X	X	X	X	X	X			
34															X	X	X	X	X	X	X	X			
36																X	X	X	X	X	X	X			
38																	X	X	X	X	X	X			
40																		X	X	X	X	X			
42																			X	X	X	X			
44																				X	X	X			
46																					X	X			
48																						X			

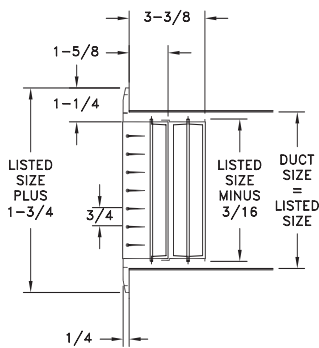
Other sizes available upon request



HVD Register

- Extruded aluminum construction
- Two rows of individually adjusted face bars for horizontal and vertical deflection
- Pivoted bars for easy positive setting
- Opposed-blade damper
- Bright White or Satin Anodized finish

Note: Screw hole location details on page 162



		HVD Available Sizes (in.)																					
		WIDTH																					
HT	6	8	10	12	14	16	18	20	22	24	26	28	30	32	34	36	38	40	42	44	46	48	
	4	X	X	X	X	X	X	X	X	X	X	X	X	X	X	X	X	X	X	X	X	X	X
5	X	X	X	X	X	X	X	X	X	X	X	X	X	X	X	X	X	X	X	X	X	X	X
6	X	X	X	X	X	X	X	X	X	X	X	X	X	X	X	X	X	X	X	X	X	X	X
8	X	X	X	X	X	X	X	X	X	X	X	X	X	X	X	X	X	X	X	X	X	X	X
10			X	X	X	X	X	X	X	X	X	X	X	X	X	X	X	X	X	X	X	X	X
12				X	X	X	X	X	X	X	X	X	X	X	X	X	X	X	X	X	X	X	X
14					X	X	X	X	X	X	X	X	X	X	X	X	X	X	X	X	X	X	X
16						X	X	X	X	X	X	X	X	X	X	X	X	X	X	X	X	X	X
18							X	X	X	X	X	X	X	X	X	X	X	X	X	X	X	X	X
20								X	X	X	X	X	X	X	X	X	X	X	X	X	X	X	X
22									X	X	X	X	X	X	X	X	X	X	X	X	X	X	X
24										X	X	X	X	X	X	X	X	X	X	X	X	X	X
26											X	X	X	X	X	X	X	X	X	X	X	X	X
28												X	X	X	X	X	X	X	X	X	X	X	X
30													X	X	X	X	X	X	X	X	X	X	X
32														X	X	X	X	X	X	X	X	X	X
34															X	X	X	X	X	X	X	X	X
36																X	X	X	X	X	X	X	X
38																	X	X	X	X	X	X	X
40																		X	X	X	X	X	X
42																			X	X	X	X	X
44																				X	X	X	X
46																					X	X	X
48																						X	X

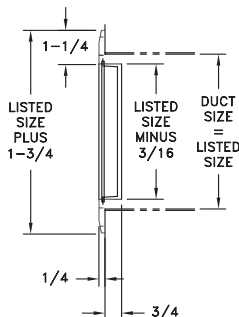
Other sizes available upon request



VX Grille

- Extruded aluminum construction
- Vertical front bars
- Single row of individually adjustable face bars
- Pivoted bars for easy positive setting
- Bright White or Satin Anodized finish

Note: Screw hole location details on page 162



		VX Available Sizes (in.)																					
		WIDTH																					
HT	4	6	8	10	12	14	16	18	20	22	24	26	28	30	32	34	36	38	40	42	44	46	48
	4	X	X	X	X	X	X	X	X	X	X	X	X	X	X	X	X	X	X	X	X	X	X
5	X	X	X	X	X	X	X	X	X	X	X	X	X	X	X	X	X	X	X	X	X	X	X
6	X	X	X	X	X	X	X	X	X	X	X	X	X	X	X	X	X	X	X	X	X	X	X
8	X	X	X	X	X	X	X	X	X	X	X	X	X	X	X	X	X	X	X	X	X	X	X
10			X	X	X	X	X	X	X	X	X	X	X	X	X	X	X	X	X	X	X	X	X
12				X	X	X	X	X	X	X	X	X	X	X	X	X	X	X	X	X	X	X	X
14					X	X	X	X	X	X	X	X	X	X	X	X	X	X	X	X	X	X	X
16						X	X	X	X	X	X	X	X	X	X	X	X	X	X	X	X	X	X
18							X	X	X	X	X	X	X	X	X	X	X	X	X	X	X	X	X
20								X	X	X	X	X	X	X	X	X	X	X	X	X	X	X	X
22									X	X	X	X	X	X	X	X	X	X	X	X	X	X	X
24										X	X	X	X	X	X	X	X	X	X	X	X	X	X
26											X	X	X	X	X	X	X	X	X	X	X	X	X
28												X	X	X	X	X	X	X	X	X	X	X	X
30													X	X	X	X	X	X	X	X	X	X	X
32														X	X	X	X	X	X	X	X	X	X
34															X	X	X	X	X	X	X	X	X
36																X	X	X	X	X	X	X	X
38																	X	X	X	X	X	X	X
40																		X	X	X	X	X	X
42																			X	X	X	X	X
44																				X	X	X	X
46																					X	X	X
48																						X	X

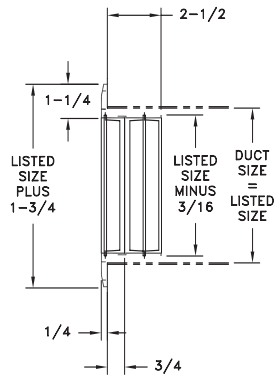
Other sizes available upon request



VD Register

- Extruded aluminum construction
- Vertical front bars
- Single row of individually adjustable face bars
- Pivoted bars for easy positive setting
- Opposed-blade damper
- Bright White or Satin Anodized finish

Note: Screw hole location details on page 162



		VD Available Sizes (in.)																					
		WIDTH																					
HT	6	8	10	12	14	16	18	20	22	24	26	28	30	32	34	36	38	40	42	44	46	48	
	4	X	X	X	X	X	X	X	X	X	X	X	X	X	X	X	X	X	X	X	X	X	X
5	X	X	X	X	X	X	X	X	X	X	X	X	X	X	X	X	X	X	X	X	X	X	X
6	X	X	X	X	X	X	X	X	X	X	X	X	X	X	X	X	X	X	X	X	X	X	X
8		X	X	X	X	X	X	X	X	X	X	X	X	X	X	X	X	X	X	X	X	X	X
10			X	X	X	X	X	X	X	X	X	X	X	X	X	X	X	X	X	X	X	X	X
12				X	X	X	X	X	X	X	X	X	X	X	X	X	X	X	X	X	X	X	X
14					X	X	X	X	X	X	X	X	X	X	X	X	X	X	X	X	X	X	X
16						X	X	X	X	X	X	X	X	X	X	X	X	X	X	X	X	X	X
18							X	X	X	X	X	X	X	X	X	X	X	X	X	X	X	X	X
20								X	X	X	X	X	X	X	X	X	X	X	X	X	X	X	X
22									X	X	X	X	X	X	X	X	X	X	X	X	X	X	X
24										X	X	X	X	X	X	X	X	X	X	X	X	X	X
26											X	X	X	X	X	X	X	X	X	X	X	X	X
28												X	X	X	X	X	X	X	X	X	X	X	X
30													X	X	X	X	X	X	X	X	X	X	X
32														X	X	X	X	X	X	X	X	X	X
34															X	X	X	X	X	X	X	X	X
36																X	X	X	X	X	X	X	X
38																	X	X	X	X	X	X	X
40																		X	X	X	X	X	X
42																			X	X	X	X	X
44																				X	X	X	X
46																					X	X	X
48																						X	X

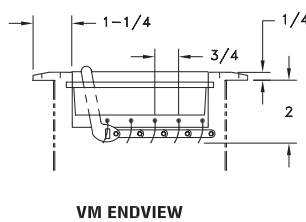
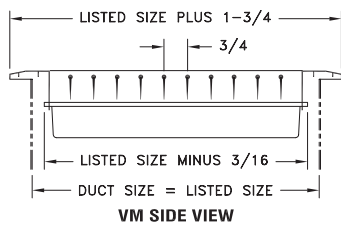
Other sizes available upon request



VM Register

- Extruded aluminum construction
- Vertical front bars
- Pivoted bars for easy positive setting
- Lever-operated, multi-shutter valve
- Single row of individually adjusted face bars
- Horizontal valve blades
- Bright White or Satin Anodized finish

Note: Screw hole location details on page 162



		VM Available Sizes (in.)														
		WIDTH														
HT	6	8	10	12	14	16	18	20	22	24	26	28	30	32	34	36
	4	X	X	X	X	X	X	X	X	X	X	X	X	X	X	X
5	X	X	X	X	X	X	X	X	X	X	X	X	X	X	X	X
6	X	X	X	X	X	X	X	X	X	X	X	X	X	X	X	X
8		X	X	X	X	X	X	X	X	X	X	X	X	X	X	X
10			X	X	X	X	X	X	X	X	X	X	X	X	X	X
12				X	X	X	X	X	X	X	X	X	X	X	X	X
14					X	X	X	X	X	X	X	X	X	X	X	X
16						X	X	X	X	X	X	X	X	X	X	X
18							X	X	X	X	X	X	X	X	X	X
20								X	X	X	X	X	X	X	X	X
22									X	X	X	X	X	X	X	X
24										X	X	X	X	X	X	X
26											X	X	X	X	X	X
28												X	X	X	X	X
30													X	X	X	X
32														X	X	X
34															X	X
36																X

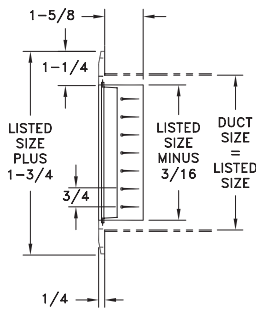
Other sizes available upon request



VH Grille

- Extruded aluminum construction
- Vertical front bars
- Horizontal second bars
- Two rows of individually adjusted face bars for horizontal and vertical deflection
- Pivoted bars for easy positive setting
- Bright White or Satin Anodized finish

Note: Screw hole location details on page 162



		VH Available Sizes (in.)																					
		WIDTH																					
HT	6	8	10	12	14	16	18	20	22	24	26	28	30	32	34	36	38	40	42	44	46	48	
	4	X	X	X	X	X	X	X	X	X	X	X	X	X	X	X	X	X	X	X	X	X	X
5	X	X	X	X	X	X	X	X	X	X	X	X	X	X	X	X	X	X	X	X	X	X	X
6	X	X	X	X	X	X	X	X	X	X	X	X	X	X	X	X	X	X	X	X	X	X	X
8	X	X	X	X	X	X	X	X	X	X	X	X	X	X	X	X	X	X	X	X	X	X	X
10			X	X	X	X	X	X	X	X	X	X	X	X	X	X	X	X	X	X	X	X	X
12				X	X	X	X	X	X	X	X	X	X	X	X	X	X	X	X	X	X	X	X
14					X	X	X	X	X	X	X	X	X	X	X	X	X	X	X	X	X	X	X
16						X	X	X	X	X	X	X	X	X	X	X	X	X	X	X	X	X	X
18							X	X	X	X	X	X	X	X	X	X	X	X	X	X	X	X	X
20								X	X	X	X	X	X	X	X	X	X	X	X	X	X	X	X
22									X	X	X	X	X	X	X	X	X	X	X	X	X	X	X
24										X	X	X	X	X	X	X	X	X	X	X	X	X	X
26											X	X	X	X	X	X	X	X	X	X	X	X	X
28												X	X	X	X	X	X	X	X	X	X	X	X
30													X	X	X	X	X	X	X	X	X	X	X
32														X	X	X	X	X	X	X	X	X	X
34															X	X	X	X	X	X	X	X	X
36																X	X	X	X	X	X	X	X
38																	X	X	X	X	X	X	X
40																		X	X	X	X	X	X
42																			X	X	X	X	X
44																				X	X	X	X
46																					X	X	X
48																						X	X

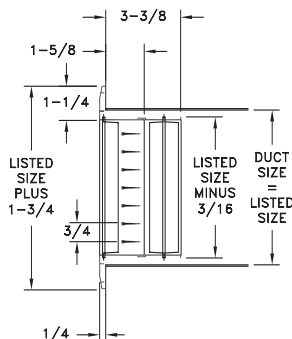
Other sizes available upon request



VHD Register

- Extruded aluminum construction
- Vertical front bars
- Horizontal second bars
- Two rows of individually adjusted face bars for horizontal and vertical deflection
- Pivoted bars for easy positive setting
- Opposed-blade damper
- Bright White or Satin Anodized finish

Note: Screw hole location details on page 162



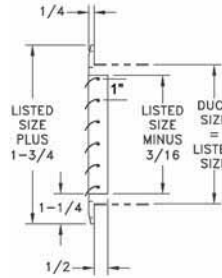
		VHD Available Sizes (in.)																					
		WIDTH																					
HT	6	8	10	12	14	16	18	20	22	24	26	28	30	32	34	36	38	40	42	44	46	48	
	4	X	X	X	X	X	X	X	X	X	X	X	X	X	X	X	X	X	X	X	X	X	X
5	X	X	X	X	X	X	X	X	X	X	X	X	X	X	X	X	X	X	X	X	X	X	X
6	X	X	X	X	X	X	X	X	X	X	X	X	X	X	X	X	X	X	X	X	X	X	X
8	X	X	X	X	X	X	X	X	X	X	X	X	X	X	X	X	X	X	X	X	X	X	X
10			X	X	X	X	X	X	X	X	X	X	X	X	X	X	X	X	X	X	X	X	X
12				X	X	X	X	X	X	X	X	X	X	X	X	X	X	X	X	X	X	X	X
14					X	X	X	X	X	X	X	X	X	X	X	X	X	X	X	X	X	X	X
16						X	X	X	X	X	X	X	X	X	X	X	X	X	X	X	X	X	X
18							X	X	X	X	X	X	X	X	X	X	X	X	X	X	X	X	X
20								X	X	X	X	X	X	X	X	X	X	X	X	X	X	X	X
22									X	X	X	X	X	X	X	X	X	X	X	X	X	X	X
24										X	X	X	X	X	X	X	X	X	X	X	X	X	X
26											X	X	X	X	X	X	X	X	X	X	X	X	X
28												X	X	X	X	X	X	X	X	X	X	X	X
30													X	X	X	X	X	X	X	X	X	X	X
32														X	X	X	X	X	X	X	X	X	X
34															X	X	X	X	X	X	X	X	X
36																X	X	X	X	X	X	X	X
38																	X	X	X	X	X	X	X
40																		X	X	X	X	X	X
42																			X	X	X	X	X
44																				X	X	X	X
46																					X	X	X
48																						X	X

Other sizes available upon request



CH1 Grille

- Extruded aluminum construction
- One-way deflection
- Individually adjustable curved-face bars
- Pivoted bars for easy positive setting
- Bright White or Satin Anodized finish



Note: Screw hole location details on page 162

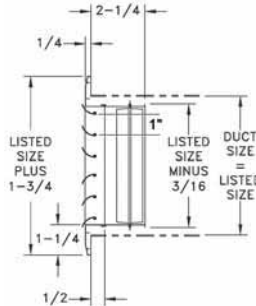
		CH1 Available Sizes (in.)															
		WIDTH															
HT	6	8	10	12	14	16	18	20	22	24	26	28	30	32	34	36	
	6	X	X	X	X	X	X	X	X	X	X	X	X	X	X	X	X
8	X	X	X	X	X	X	X	X	X	X	X	X	X	X	X	X	
10			X	X	X	X	X	X	X	X	X	X	X	X	X	X	
12				X	X	X	X	X	X	X	X	X	X	X	X	X	
14					X	X	X	X	X	X	X	X	X	X	X	X	
16						X	X	X	X	X	X	X	X	X	X	X	
18							X	X	X	X	X	X	X	X	X	X	
20								X	X	X	X	X	X	X	X	X	
22									X	X	X	X	X	X	X	X	
24										X	X	X	X	X	X	X	
26											X	X	X	X	X	X	
28												X	X	X	X	X	
30													X	X	X	X	
32														X	X	X	
34															X	X	
36																X	

Other sizes available upon request



CHD1 Register

- Extruded aluminum construction
- One-way deflection
- Individually adjustable curved-face bars
- Pivoted bars for easy positive setting
- Opposed-blade damper
- Bright White or Satin Anodized finish



Note: Screw hole location details on page 162

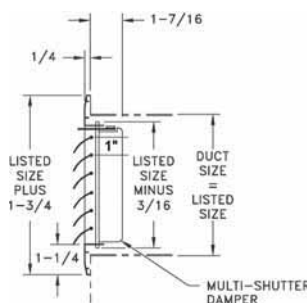
		CHD1 Available Sizes (in.)															
		WIDTH															
HT	6	8	10	12	14	16	18	20	22	24	26	28	30	32	34	36	
	6	X	X	X	X	X	X	X	X	X	X	X	X	X	X	X	X
8	X	X	X	X	X	X	X	X	X	X	X	X	X	X	X	X	
10			X	X	X	X	X	X	X	X	X	X	X	X	X	X	
12				X	X	X	X	X	X	X	X	X	X	X	X	X	
14					X	X	X	X	X	X	X	X	X	X	X	X	
16						X	X	X	X	X	X	X	X	X	X	X	
18							X	X	X	X	X	X	X	X	X	X	
20								X	X	X	X	X	X	X	X	X	
22									X	X	X	X	X	X	X	X	
24										X	X	X	X	X	X	X	
26											X	X	X	X	X	X	
28												X	X	X	X	X	
30													X	X	X	X	
32														X	X	X	
34															X	X	
36																X	

Other sizes available upon request



CHM1 Register

- Extruded aluminum construction
- One-way deflection
- Individually adjustable curved-face bars
- Pivoted bars for easy positive setting
- Multi-shutter valve
- Bright White or Satin Anodized finish



Note: Screw hole location details on page 162

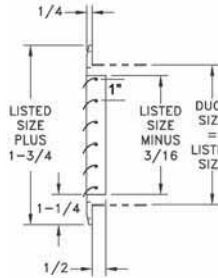
		CHM1 Available Sizes (in.)															
		WIDTH															
HT	6	8	10	12	14	16	18	20	22	24	26	28	30	32	34	36	
	6	X	X	X	X	X	X	X	X	X	X	X	X	X	X	X	X
8	X	X	X	X	X	X	X	X	X	X	X	X	X	X	X	X	
10			X	X	X	X	X	X	X	X	X	X	X	X	X	X	
12				X	X	X	X	X	X	X	X	X	X	X	X	X	
14					X	X	X	X	X	X	X	X	X	X	X	X	
16						X	X	X	X	X	X	X	X	X	X	X	
18							X	X	X	X	X	X	X	X	X	X	
20								X	X	X	X	X	X	X	X	X	
22									X	X	X	X	X	X	X	X	
24										X	X	X	X	X	X	X	
26											X	X	X	X	X	X	
28												X	X	X	X	X	
30													X	X	X	X	
32														X	X	X	
34															X	X	
36																X	

Other sizes available upon request



CH2 Grille

- Extruded aluminum construction
- Two-way deflection
- Individually adjustable curved-face bars
- Pivoted bars for easy positive setting
- Bright White or Satin Anodized finish



Note: Screw hole location details on page 162

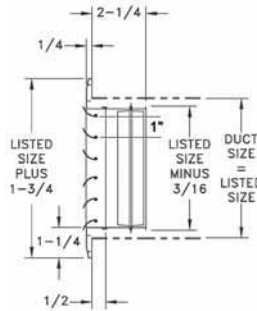
		CH2 Available Sizes (in.)															
		WIDTH															
HT	6	8	10	12	14	16	18	20	22	24	26	28	30	32	34	36	
	6	X	X	X	X	X	X	X	X	X	X	X	X	X	X	X	X
8		X	X	X	X	X	X	X	X	X	X	X	X	X	X	X	
10			X	X	X	X	X	X	X	X	X	X	X	X	X	X	
12				X	X	X	X	X	X	X	X	X	X	X	X	X	
14					X	X	X	X	X	X	X	X	X	X	X	X	
16						X	X	X	X	X	X	X	X	X	X	X	
18							X	X	X	X	X	X	X	X	X	X	
20								X	X	X	X	X	X	X	X	X	
22									X	X	X	X	X	X	X	X	
24										X	X	X	X	X	X	X	
26											X	X	X	X	X	X	
28												X	X	X	X	X	
30													X	X	X	X	
32														X	X	X	
34															X	X	
36																X	

Other sizes available upon request



CHD2 Register

- Extruded aluminum construction
- Two-way deflection
- Individually adjustable curved-face bars
- Pivoted bars for easy positive setting
- Opposed-blade damper
- Bright White or Satin Anodized finish



Note: Screw hole location details on page 162

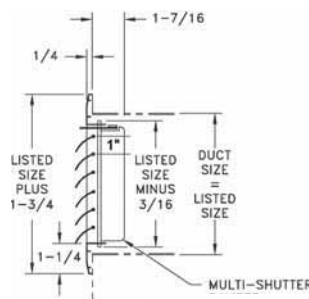
		CHD2 Available Sizes (in.)															
		WIDTH															
HT	6	8	10	12	14	16	18	20	22	24	26	28	30	32	34	36	
	6	X	X	X	X	X	X	X	X	X	X	X	X	X	X	X	X
8		X	X	X	X	X	X	X	X	X	X	X	X	X	X	X	
10			X	X	X	X	X	X	X	X	X	X	X	X	X	X	
12				X	X	X	X	X	X	X	X	X	X	X	X	X	
14					X	X	X	X	X	X	X	X	X	X	X	X	
16						X	X	X	X	X	X	X	X	X	X	X	
18							X	X	X	X	X	X	X	X	X	X	
20								X	X	X	X	X	X	X	X	X	
22									X	X	X	X	X	X	X	X	
24										X	X	X	X	X	X	X	
26											X	X	X	X	X	X	
28												X	X	X	X	X	
30													X	X	X	X	
32														X	X	X	
34															X	X	
36																X	

Other sizes available upon request



CHM2 Register

- Extruded aluminum construction
- Two-way deflection
- Individually adjustable curved-face bars
- Pivoted bars for easy positive setting
- Multi-shutter valve
- Bright White or Satin Anodized finish



Note: Screw hole location details on page 162

		CHM2 Available Sizes (in.)															
		WIDTH															
HT	6	8	10	12	14	16	18	20	22	24	26	28	30	32	34	36	
	6	X	X	X	X	X	X	X	X	X	X	X	X	X	X	X	X
8		X	X	X	X	X	X	X	X	X	X	X	X	X	X	X	
10			X	X	X	X	X	X	X	X	X	X	X	X	X	X	
12				X	X	X	X	X	X	X	X	X	X	X	X	X	
14					X	X	X	X	X	X	X	X	X	X	X	X	
16						X	X	X	X	X	X	X	X	X	X	X	
18							X	X	X	X	X	X	X	X	X	X	
20								X	X	X	X	X	X	X	X	X	
22									X	X	X	X	X	X	X	X	
24										X	X	X	X	X	X	X	
26											X	X	X	X	X	X	
28												X	X	X	X	X	
30													X	X	X	X	
32														X	X	X	
34															X	X	
36																X	

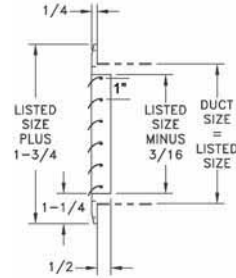
Other sizes available upon request



Note: Screw hole location details on page 162

C3 Grille

- Extruded aluminum construction
- Three-way deflection
- Individually adjustable curved-face bars
- Pivoted bars for easy positive setting
- Bright White or Satin Anodized finish



		C3 Available Sizes (in.)															
		WIDTH															
HT	6	8	10	12	14	16	18	20	22	24	26	28	30	32	34	36	
	6	X	X	X	X	X	X	X	X	X	X	X	X	X	X	X	X
8	X	X	X	X	X	X	X	X	X	X	X	X	X	X	X	X	
10			X	X	X	X	X	X	X	X	X	X	X	X	X	X	
12				X	X	X	X	X	X	X	X	X	X	X	X	X	
14					X	X	X	X	X	X	X	X	X	X	X	X	
16						X	X	X	X	X	X	X	X	X	X	X	
18							X	X	X	X	X	X	X	X	X	X	
20								X	X	X	X	X	X	X	X	X	
22									X	X	X	X	X	X	X	X	
24										X	X	X	X	X	X	X	
26											X	X	X	X	X	X	
28												X	X	X	X	X	
30													X	X	X	X	
32														X	X	X	
34															X	X	
36																X	

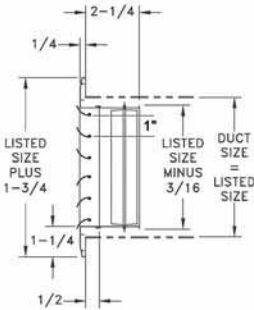
Other sizes available upon request



Note: Screw hole location details on page 162

CD3 Register

- Extruded aluminum construction
- Three-way deflection
- Individually adjustable curved-face bars
- Pivoted bars for easy positive setting
- Opposed-blade damper
- Bright White or Satin Anodized finish



		CD3 Available Sizes (in.)															
		WIDTH															
HT	6	8	10	12	14	16	18	20	22	24	26	28	30	32	34	36	
	6	X	X	X	X	X	X	X	X	X	X	X	X	X	X	X	X
8	X	X	X	X	X	X	X	X	X	X	X	X	X	X	X	X	
10			X	X	X	X	X	X	X	X	X	X	X	X	X	X	
12				X	X	X	X	X	X	X	X	X	X	X	X	X	
14					X	X	X	X	X	X	X	X	X	X	X	X	
16						X	X	X	X	X	X	X	X	X	X	X	
18							X	X	X	X	X	X	X	X	X	X	
20								X	X	X	X	X	X	X	X	X	
22									X	X	X	X	X	X	X	X	
24										X	X	X	X	X	X	X	
26											X	X	X	X	X	X	
28												X	X	X	X	X	
30													X	X	X	X	
32														X	X	X	
34															X	X	
36																X	

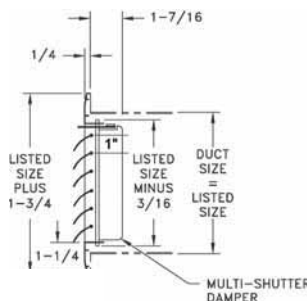
Other sizes available upon request



Note: Screw hole location details on page 162

CM3 Register

- Extruded aluminum construction
- Three-way deflection
- Individually adjustable curved-face bars
- Pivoted bars for easy positive setting
- Multi-shutter valve
- Bright White or Satin Anodized finish



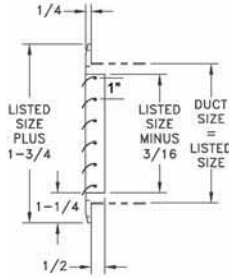
		CM3 Available Sizes (in.)															
		WIDTH															
HT	6	8	10	12	14	16	18	20	22	24	26	28	30	32	34	36	
	6	X	X	X	X	X	X	X	X	X	X	X	X	X	X	X	X
8	X	X	X	X	X	X	X	X	X	X	X	X	X	X	X	X	
10			X	X	X	X	X	X	X	X	X	X	X	X	X	X	
12				X	X	X	X	X	X	X	X	X	X	X	X	X	
14					X	X	X	X	X	X	X	X	X	X	X	X	
16						X	X	X	X	X	X	X	X	X	X	X	
18							X	X	X	X	X	X	X	X	X	X	
20								X	X	X	X	X	X	X	X	X	
22									X	X	X	X	X	X	X	X	
24										X	X	X	X	X	X	X	
26											X	X	X	X	X	X	
28												X	X	X	X	X	
30													X	X	X	X	
32														X	X	X	
34															X	X	
36																X	

Other sizes available upon request



C4 Grille

- Extruded aluminum construction
- Four-way deflection
- Individually adjustable curved-face bars
- Pivoted bars for easy positive setting
- Bright White or Satin Anodized finish



Note: Screw hole location details on page 162

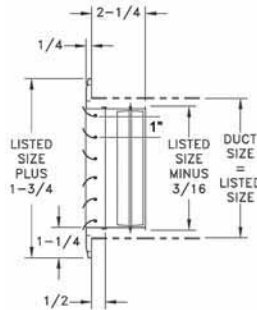
		C4 Available Sizes (in.)															
		WIDTH															
HT	6	8	10	12	14	16	18	20	22	24	26	28	30	32	34	36	
	6	X	X	X	X	X	X	X	X	X	X	X	X	X	X	X	X
8	X	X	X	X	X	X	X	X	X	X	X	X	X	X	X	X	
10			X	X	X	X	X	X	X	X	X	X	X	X	X	X	
12				X	X	X	X	X	X	X	X	X	X	X	X	X	
14					X	X	X	X	X	X	X	X	X	X	X	X	
16						X	X	X	X	X	X	X	X	X	X	X	
18							X	X	X	X	X	X	X	X	X	X	
20								X	X	X	X	X	X	X	X	X	
22									X	X	X	X	X	X	X	X	
24										X	X	X	X	X	X	X	
26											X	X	X	X	X	X	
28												X	X	X	X	X	
30													X	X	X	X	
32														X	X	X	
34															X	X	
36																X	

Other sizes available upon request



CD4 Register

- Extruded aluminum construction
- Four-way deflection
- Individually adjustable curved-face bars
- Pivoted bars for easy positive setting
- Opposed-blade damper
- Bright White or Satin Anodized finish



Note: Screw hole location details on page 162

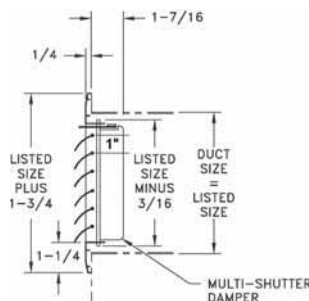
		CD4 Available Sizes (in.)															
		WIDTH															
HT	6	8	10	12	14	16	18	20	22	24	26	28	30	32	34	36	
	6	X	X	X	X	X	X	X	X	X	X	X	X	X	X	X	X
8	X	X	X	X	X	X	X	X	X	X	X	X	X	X	X	X	
10			X	X	X	X	X	X	X	X	X	X	X	X	X	X	
12				X	X	X	X	X	X	X	X	X	X	X	X	X	
14					X	X	X	X	X	X	X	X	X	X	X	X	
16						X	X	X	X	X	X	X	X	X	X	X	
18							X	X	X	X	X	X	X	X	X	X	
20								X	X	X	X	X	X	X	X	X	
22									X	X	X	X	X	X	X	X	
24										X	X	X	X	X	X	X	
26											X	X	X	X	X	X	
28												X	X	X	X	X	
30													X	X	X	X	
32														X	X	X	
34															X	X	
36																X	

Other sizes available upon request



CM4 Register

- Extruded aluminum construction
- Four-way deflection
- Individually adjustable curved-face bars
- Pivoted bars for easy positive setting
- Multi-shutter valve
- Bright White or Satin Anodized finish



Note: Screw hole location details on page 162

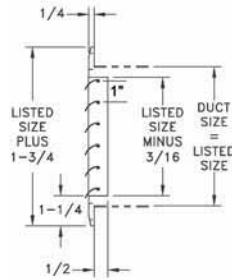
		CM4 Available Sizes (in.)															
		WIDTH															
HT	6	8	10	12	14	16	18	20	22	24	26	28	30	32	34	36	
	6	X	X	X	X	X	X	X	X	X	X	X	X	X	X	X	X
8	X	X	X	X	X	X	X	X	X	X	X	X	X	X	X	X	
10			X	X	X	X	X	X	X	X	X	X	X	X	X	X	
12				X	X	X	X	X	X	X	X	X	X	X	X	X	
14					X	X	X	X	X	X	X	X	X	X	X	X	
16						X	X	X	X	X	X	X	X	X	X	X	
18							X	X	X	X	X	X	X	X	X	X	
20								X	X	X	X	X	X	X	X	X	
22									X	X	X	X	X	X	X	X	
24										X	X	X	X	X	X	X	
26											X	X	X	X	X	X	
28												X	X	X	X	X	
30													X	X	X	X	
32														X	X	X	
34															X	X	
36																X	

Other sizes available upon request



CH2CL Grille

- Extruded aluminum construction
- Two-way deflection
- Individually adjustable curved-face bars
- Pivoted bars for easy positive setting
- Bright White or Satin Anodized finish



Note: Screw hole location details on page 162

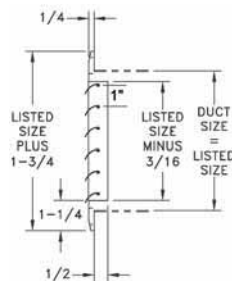
		CH2CL Available Sizes (in.)															
		WIDTH															
HT	6	8	10	12	14	16	18	20	22	24	26	28	30	32	34	36	
	6	X	X	X	X	X	X	X	X	X	X	X	X	X	X	X	X
8		X	X	X	X	X	X	X	X	X	X	X	X	X	X	X	
10			X	X	X	X	X	X	X	X	X	X	X	X	X	X	
12				X	X	X	X	X	X	X	X	X	X	X	X	X	
14					X	X	X	X	X	X	X	X	X	X	X	X	
16						X	X	X	X	X	X	X	X	X	X	X	
18							X	X	X	X	X	X	X	X	X	X	
20								X	X	X	X	X	X	X	X	X	
22									X	X	X	X	X	X	X	X	
24										X	X	X	X	X	X	X	
26											X	X	X	X	X	X	
28												X	X	X	X	X	
30													X	X	X	X	
32														X	X	X	
34															X	X	
36																X	

Other sizes available upon request



CH2CR Grille

- Extruded aluminum construction
- Two-way deflection
- Individually adjustable curved-face bars
- Pivoted bars for easy positive setting
- Bright White or Satin Anodized finish



Note: Screw hole location details on page 162

		CH2CR Available Sizes (in.)															
		WIDTH															
HT	6	8	10	12	14	16	18	20	22	24	26	28	30	32	34	36	
	6	X	X	X	X	X	X	X	X	X	X	X	X	X	X	X	X
8		X	X	X	X	X	X	X	X	X	X	X	X	X	X	X	
10			X	X	X	X	X	X	X	X	X	X	X	X	X	X	
12				X	X	X	X	X	X	X	X	X	X	X	X	X	
14					X	X	X	X	X	X	X	X	X	X	X	X	
16						X	X	X	X	X	X	X	X	X	X	X	
18							X	X	X	X	X	X	X	X	X	X	
20								X	X	X	X	X	X	X	X	X	
22									X	X	X	X	X	X	X	X	
24										X	X	X	X	X	X	X	
26											X	X	X	X	X	X	
28												X	X	X	X	X	
30													X	X	X	X	
32														X	X	X	
34															X	X	
36																X	

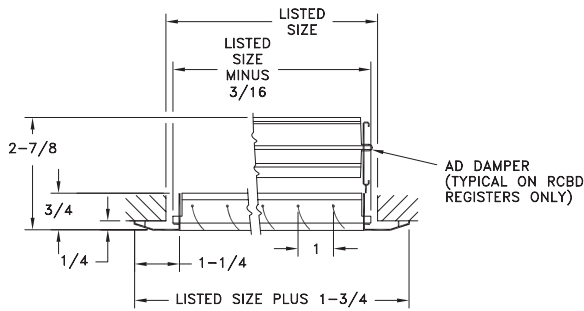
Other sizes available upon request



Blades at 40° angle

RCB Grille RCBD Register

- Extruded aluminum construction
- Curved blades fixed on one-inch spacing
- Opposed-blade damper
- Bright White or Satin Anodized finish



RCB/RCBD Available Sizes (in.)		WIDTH																					
		6	8	10	12	14	16	18	20	22	24	26	28	30	32	34	36	38	40	42	44	46	48
HT	4	X	X	X	X	X	X	X	X	X	X	X	X	X	X	X	X	X	X	X	X	X	X
5	X	X	X	X	X	X	X	X	X	X	X	X	X	X	X	X	X	X	X	X	X	X	X
6	X	X	X	X	X	X	X	X	X	X	X	X	X	X	X	X	X	X	X	X	X	X	X
8	X	X	X	X	X	X	X	X	X	X	X	X	X	X	X	X	X	X	X	X	X	X	X
10		X	X	X	X	X	X	X	X	X	X	X	X	X	X	X	X	X	X	X	X	X	X
12			X	X	X	X	X	X	X	X	X	X	X	X	X	X	X	X	X	X	X	X	X
14				X	X	X	X	X	X	X	X	X	X	X	X	X	X	X	X	X	X	X	X
16					X	X	X	X	X	X	X	X	X	X	X	X	X	X	X	X	X	X	X
18						X	X	X	X	X	X	X	X	X	X	X	X	X	X	X	X	X	X
20							X	X	X	X	X	X	X	X	X	X	X	X	X	X	X	X	X
22								X	X	X	X	X	X	X	X	X	X	X	X	X	X	X	X
24									X	X	X	X	X	X	X	X	X	X	X	X	X	X	X
26										X	X	X	X	X	X	X	X	X	X	X	X	X	X
28											X	X	X	X	X	X	X	X	X	X	X	X	X
30												X	X	X	X	X	X	X	X	X	X	X	X
32													X	X	X	X	X	X	X	X	X	X	X
34														X	X	X	X	X	X	X	X	X	X
36															X	X	X	X	X	X	X	X	X
38																X	X	X	X	X	X	X	X
40																	X	X	X	X	X	X	X
42																		X	X	X	X	X	X
44																			X	X	X	X	X
46																				X	X	X	X
48																					X	X	X

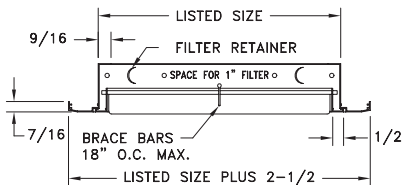
Other sizes available upon request



Blades at 40° angle


RCBF Filter Grille

- Extruded aluminum construction
- Horizontal curved blades
- Utilizes RCB grille
- Hinged on bottom edge
- Accommodates standard 1" thick disposable filter (not included)
- Filter grilles equipped with spring fasteners
- Filters not furnished
- Bright White or Satin Anodized finish



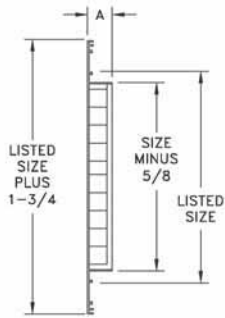
RCBF Available Sizes (in.)		WIDTH																					
		6	8	10	12	14	16	18	20	22	24	25	26	28	30	32	34	36	38	40	42	44	46
HT	6	X	X	X	X	X	X	X	X	X		X	X	X	X	X	X	X	X	X	X	X	X
8	X	X	X	X	X	X	X	X	X	X		X	X	X	X	X	X	X	X	X	X	X	X
10		X	X	X	X	X	X	X	X	X		X	X	X	X	X	X	X	X	X	X	X	X
12			X	X	X	X	X	X	X	X		X	X	X	X	X	X	X	X	X	X	X	X
14				X	X	X	X	X	X	X		X	X	X	X	X	X	X	X	X	X	X	X
16					X	X	X	X	X	X		X	X	X	X	X	X	X	X	X	X	X	X
18						X	X	X	X	X		X	X	X	X	X	X	X	X	X	X	X	X
20							X	X	X	X		X	X	X	X	X	X	X	X	X	X	X	X
22								X	X	X		X	X	X	X	X	X	X	X	X	X	X	X
24									X	X		X	X	X	X	X	X	X	X	X	X	X	X
25								X				X											
26												X	X	X	X	X	X	X	X	X	X	X	X
28													X	X	X	X	X	X	X	X	X	X	X
30														X	X	X	X	X	X	X	X	X	X
32															X	X	X	X	X	X	X	X	X
34																X	X	X	X	X	X	X	X
36																	X	X	X	X	X	X	X
38																		X	X	X	X	X	X
40																			X	X	X	X	X
42																				X	X	X	X
44																					X	X	X
46																						X	X
48																							X

Other sizes available upon request




RE5 Grille

- All-aluminum construction
- Grid core 1/2" x 1/2" x 1/2"
- Square core design with extruded aluminum frame
- Bright White or Mill finish



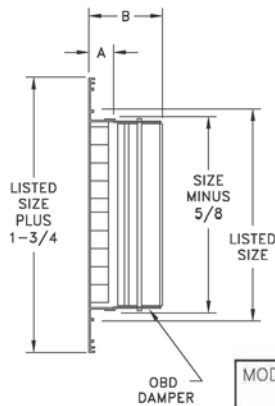
MODEL	GRID CORE DIMENSIONS	A
RE5	1/2 x 1/2 x 1/2	1-1/16
RE510	1/2 x 1/2 x 1	1-9/16
RE1	1 x 1 x 1	1-9/16

		RE5 Available Sizes (in.)																				
		WIDTH																				
HT	WIDTH																					
	6	8	10	12	14	16	18	20	22	24	26	28	30	32	34	36	38	40	42	44	46	48
4	X	X	X	X	X	X	X	X	X	X	X	X	X	X	X	X	X	X	X	X	X	X
5	X	X	X	X	X	X	X	X	X	X	X	X	X	X	X	X	X	X	X	X	X	X
6	X	X	X	X	X	X	X	X	X	X	X	X	X	X	X	X	X	X	X	X	X	X
8	X	X	X	X	X	X	X	X	X	X	X	X	X	X	X	X	X	X	X	X	X	X
10		X	X	X	X	X	X	X	X	X	X	X	X	X	X	X	X	X	X	X	X	X
12			X	X	X	X	X	X	X	X	X	X	X	X	X	X	X	X	X	X	X	X
14				X	X	X	X	X	X	X	X	X	X	X	X	X	X	X	X	X	X	X
16					X	X	X	X	X	X	X	X	X	X	X	X	X	X	X	X	X	X
18						X	X	X	X	X	X	X	X	X	X	X	X	X	X	X	X	X
20							X	X	X	X	X	X	X	X	X	X	X	X	X	X	X	X
22								X	X	X	X	X	X	X	X	X	X	X	X	X	X	X
24									X	X	X	X	X	X	X	X	X	X	X	X	X	X
26										X	X	X	X	X	X	X	X	X	X	X	X	X
28											X	X	X	X	X	X	X	X	X	X	X	X
30												X	X	X	X	X	X	X	X	X	X	X
32													X	X	X	X	X	X	X	X	X	X
34														X	X	X	X	X	X	X	X	X
36															X	X	X	X	X	X	X	X
38																X	X	X	X	X	X	X
40																	X	X	X	X	X	X
42																		X	X	X	X	X
44																			X	X	X	X
46																				X	X	X
48																					X	X




RED5 Register

- All-aluminum construction
- Opposed-blade damper galvanized
- Square core design with extruded aluminum construction
- Bright White or Mill finish



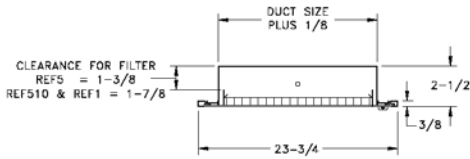
MODEL	GRID CORE DIMENSIONS	A	B
RE5	1/2 x 1/2 x 1/2	1-1/16	2-3/8
RE510	1/2 x 1/2 x 1	1-9/16	2-7/8
RE1	1 x 1 x 1	1-9/16	2-7/8

		RED5 Available Sizes (in.)																				
		WIDTH																				
HT	WIDTH																					
	6	8	10	12	14	16	18	20	22	24	26	28	30	32	34	36	38	40	42	44	46	48
4	X	X	X	X	X	X	X	X	X	X	X	X	X	X	X	X	X	X	X	X	X	X
5	X	X	X	X	X	X	X	X	X	X	X	X	X	X	X	X	X	X	X	X	X	X
6	X	X	X	X	X	X	X	X	X	X	X	X	X	X	X	X	X	X	X	X	X	X
8	X	X	X	X	X	X	X	X	X	X	X	X	X	X	X	X	X	X	X	X	X	X
10		X	X	X	X	X	X	X	X	X	X	X	X	X	X	X	X	X	X	X	X	X
12			X	X	X	X	X	X	X	X	X	X	X	X	X	X	X	X	X	X	X	X
14				X	X	X	X	X	X	X	X	X	X	X	X	X	X	X	X	X	X	X
16					X	X	X	X	X	X	X	X	X	X	X	X	X	X	X	X	X	X
18						X	X	X	X	X	X	X	X	X	X	X	X	X	X	X	X	X
20							X	X	X	X	X	X	X	X	X	X	X	X	X	X	X	X
22								X	X	X	X	X	X	X	X	X	X	X	X	X	X	X
24									X	X	X	X	X	X	X	X	X	X	X	X	X	X
26										X	X	X	X	X	X	X	X	X	X	X	X	X
28											X	X	X	X	X	X	X	X	X	X	X	X
30												X	X	X	X	X	X	X	X	X	X	X
32													X	X	X	X	X	X	X	X	X	X
34														X	X	X	X	X	X	X	X	X
36															X	X	X	X	X	X	X	X
38																X	X	X	X	X	X	X
40																	X	X	X	X	X	X
42																		X	X	X	X	X
44																			X	X	X	X
46																				X	X	X
48																					X	X



REF5 Filter Grille, Grid Core

- All-aluminum construction
- 1/2" x 1/2" x 1/2" square core design
- Accommodates standard 1" thick disposable filter (not included)
- Filter grilles equipped with knurled knob fasteners
- Bright White or Mill finish

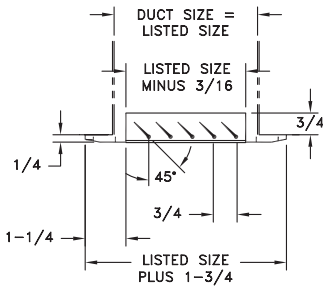


		REF5 Available Sizes (in.)																
		WIDTH																
HT		6	8	10	12	14	16	18	20	22	24	25	26	28	30	32	34	36
	4	X	X	X	X	X	X	X	X	X	X	X		X	X	X	X	X
5	X	X	X	X	X	X	X	X	X	X	X		X	X	X	X	X	X
6	X	X	X	X	X	X	X	X	X	X	X		X	X	X	X	X	X
8		X	X	X	X	X	X	X	X	X	X		X	X	X	X	X	X
10			X	X	X	X	X	X	X	X	X		X	X	X	X	X	X
12				X	X	X	X	X	X	X	X		X	X	X	X	X	X
14					X	X	X	X	X	X	X	X	X	X	X	X	X	X
16						X	X	X	X	X	X	X	X	X	X	X	X	X
18							X	X	X	X	X	X	X	X	X	X	X	X
20								X	X	X	X	X	X	X	X	X	X	X
22									X	X	X	X	X	X	X	X	X	X
24										X	X	X	X	X	X	X	X	X
25									X			X						
26													X	X	X	X	X	X
28														X	X	X	X	X
30															X	X	X	X
32																X	X	X
34																	X	X
36																		X



RH45 Grille

- Extruded aluminum construction
- Horizontal bars at 45 degrees
- Face bars permanently fixed into heavy aluminum frames at a 45-degree angle
- Bright White or Satin Anodized finish



		RH45 Available Sizes (in.)																						
		WIDTH																						
HT		4	6	8	10	12	14	16	18	20	22	24	26	28	30	32	34	36	38	40	42	44	46	48
	4	X	X	X	X	X	X	X	X	X	X	X	X	X	X	X	X	X	X	X	X	X	X	X
5	X	X	X	X	X	X	X	X	X	X	X	X	X	X	X	X	X	X	X	X	X	X	X	X
6	X	X	X	X	X	X	X	X	X	X	X	X	X	X	X	X	X	X	X	X	X	X	X	X
8	X	X	X	X	X	X	X	X	X	X	X	X	X	X	X	X	X	X	X	X	X	X	X	X
10			X	X	X	X	X	X	X	X	X	X	X	X	X	X	X	X	X	X	X	X	X	X
12				X	X	X	X	X	X	X	X	X	X	X	X	X	X	X	X	X	X	X	X	X
14					X	X	X	X	X	X	X	X	X	X	X	X	X	X	X	X	X	X	X	X
16						X	X	X	X	X	X	X	X	X	X	X	X	X	X	X	X	X	X	X
18							X	X	X	X	X	X	X	X	X	X	X	X	X	X	X	X	X	X
20								X	X	X	X	X	X	X	X	X	X	X	X	X	X	X	X	X
22									X	X	X	X	X	X	X	X	X	X	X	X	X	X	X	X
24										X	X	X	X	X	X	X	X	X	X	X	X	X	X	X
26											X	X	X	X	X	X	X	X	X	X	X	X	X	X
28												X	X	X	X	X	X	X	X	X	X	X	X	X
30													X	X	X	X	X	X	X	X	X	X	X	X
32														X	X	X	X	X	X	X	X	X	X	X
34															X	X	X	X	X	X	X	X	X	X
36																X	X	X	X	X	X	X	X	X
38																	X	X	X	X	X	X	X	X
40																		X	X	X	X	X	X	X
42																			X	X	X	X	X	X
44																				X	X	X	X	X
46																					X	X	X	X
48																						X	X	X

Other sizes available upon request

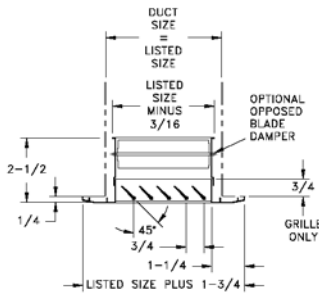


RHD45 Register

- Extruded aluminum construction
- Horizontal bars at 45 degrees
- Face bars permanently fixed into heavy aluminum frames at a 45-degree angle
- Opposed-blade damper
- Bright White or Satin Anodized finish

		RHD45 Available Sizes (in.)																				
		WIDTH																				
HT	6	8	10	12	14	16	18	20	22	24	26	28	30	32	34	36	38	40	42	44	46	48
	4	X	X	X	X	X	X	X	X	X	X	X	X	X	X	X	X	X	X	X	X	X
5	X	X	X	X	X	X	X	X	X	X	X	X	X	X	X	X	X	X	X	X	X	X
6	X	X	X	X	X	X	X	X	X	X	X	X	X	X	X	X	X	X	X	X	X	X
8	X	X	X	X	X	X	X	X	X	X	X	X	X	X	X	X	X	X	X	X	X	X
10			X	X	X	X	X	X	X	X	X	X	X	X	X	X	X	X	X	X	X	X
12				X	X	X	X	X	X	X	X	X	X	X	X	X	X	X	X	X	X	X
14					X	X	X	X	X	X	X	X	X	X	X	X	X	X	X	X	X	X
16						X	X	X	X	X	X	X	X	X	X	X	X	X	X	X	X	X
18							X	X	X	X	X	X	X	X	X	X	X	X	X	X	X	X
20								X	X	X	X	X	X	X	X	X	X	X	X	X	X	X
22									X	X	X	X	X	X	X	X	X	X	X	X	X	X
24										X	X	X	X	X	X	X	X	X	X	X	X	X
26											X	X	X	X	X	X	X	X	X	X	X	X
28												X	X	X	X	X	X	X	X	X	X	X
30													X	X	X	X	X	X	X	X	X	X
32														X	X	X	X	X	X	X	X	X
34															X	X	X	X	X	X	X	X
36																X	X	X	X	X	X	X
38																	X	X	X	X	X	X
40																		X	X	X	X	X
42																			X	X	X	X
44																				X	X	X
46																					X	X
48																						X

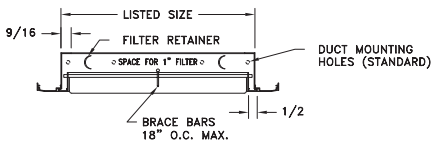
Other sizes available upon request



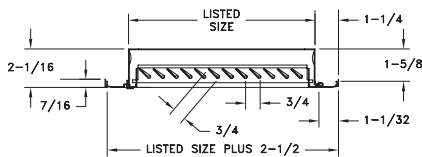
RHF45 Filter Grille

- Extruded aluminum construction
- Horizontal bars at 45 degrees
- Hinged on the bottom edge
- Accommodates standard 1" thick disposable filter (not included)
- RHF45 utilizes the RH45 extruded aluminum grille
- Filter grilles equipped with spring fasteners
- Bright White or Satin Anodized finish

Note: CFM capacity is equal to the filter capacity rating of two CFM per square inch of gross filter area.



RHF45 END VIEW



RHF45 SIDE VIEW

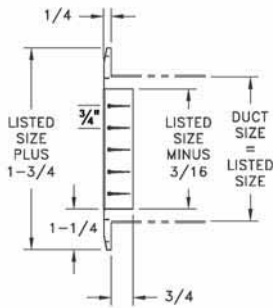
		RHF45 Available Sizes (in.)																					
		WIDTH																					
HT	6	8	10	12	14	16	18	20	22	24	25	26	28	30	32	34	36	38	40	42	44	46	48
	6	X	X	X	X	X	X	X	X	X	X		X	X	X	X	X	X	X	X	X	X	X
8	X	X	X	X	X	X	X	X	X	X		X	X	X	X	X	X	X	X	X	X	X	X
10			X	X	X	X	X	X	X	X		X	X	X	X	X	X	X	X	X	X	X	X
12				X	X	X	X	X	X	X		X	X	X	X	X	X	X	X	X	X	X	X
14					X	X	X	X	X	X		X	X	X	X	X	X	X	X	X	X	X	X
16						X	X	X	X	X		X	X	X	X	X	X	X	X	X	X	X	X
18							X	X	X	X		X	X	X	X	X	X	X	X	X	X	X	X
20								X	X	X		X	X	X	X	X	X	X	X	X	X	X	X
22									X	X		X	X	X	X	X	X	X	X	X	X	X	X
24										X		X	X	X	X	X	X	X	X	X	X	X	X
25											X												
26												X	X	X	X	X	X	X	X	X	X	X	X
28													X	X	X	X	X	X	X	X	X	X	X
30														X	X	X	X	X	X	X	X	X	X
32															X	X	X	X	X	X	X	X	X
34																X	X	X	X	X	X	X	X
36																	X	X	X	X	X	X	X
38																		X	X	X	X	X	X
40																			X	X	X	X	X
42																				X	X	X	X
44																					X	X	X
46																						X	X
48																							X

Other sizes available upon request



RH90 Grille

- Extruded aluminum construction
- Face bars permanently fixed into heavy aluminum frames at a 90-degree angle from face
- Bright White or Satin Anodized finish



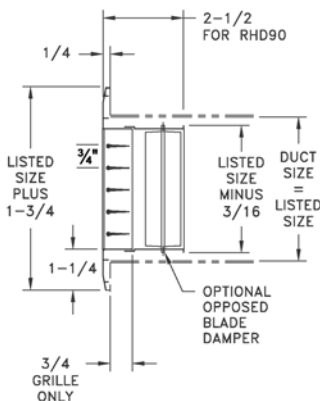
		RH90 Available Sizes (in.)																					
		WIDTH																					
HT	4	6	8	10	12	14	16	18	20	22	24	26	28	30	32	34	36	38	40	42	44	46	48
	4	X	X	X	X	X	X	X	X	X	X	X	X	X	X	X	X	X	X	X	X	X	X
5	X	X	X	X	X	X	X	X	X	X	X	X	X	X	X	X	X	X	X	X	X	X	X
6	X	X	X	X	X	X	X	X	X	X	X	X	X	X	X	X	X	X	X	X	X	X	X
8	X	X	X	X	X	X	X	X	X	X	X	X	X	X	X	X	X	X	X	X	X	X	X
10			X	X	X	X	X	X	X	X	X	X	X	X	X	X	X	X	X	X	X	X	X
12				X	X	X	X	X	X	X	X	X	X	X	X	X	X	X	X	X	X	X	X
14					X	X	X	X	X	X	X	X	X	X	X	X	X	X	X	X	X	X	X
16						X	X	X	X	X	X	X	X	X	X	X	X	X	X	X	X	X	X
18							X	X	X	X	X	X	X	X	X	X	X	X	X	X	X	X	X
20								X	X	X	X	X	X	X	X	X	X	X	X	X	X	X	X
22									X	X	X	X	X	X	X	X	X	X	X	X	X	X	X
24										X	X	X	X	X	X	X	X	X	X	X	X	X	X
26											X	X	X	X	X	X	X	X	X	X	X	X	X
28												X	X	X	X	X	X	X	X	X	X	X	X
30													X	X	X	X	X	X	X	X	X	X	X
32														X	X	X	X	X	X	X	X	X	X
34															X	X	X	X	X	X	X	X	X
36																X	X	X	X	X	X	X	X
38																	X	X	X	X	X	X	X
40																		X	X	X	X	X	X
42																			X	X	X	X	X
44																				X	X	X	X
46																					X	X	X
48																						X	X

Other sizes available upon request



RHD90 Register

- Extruded aluminum construction
- Face bars permanently fixed into heavy aluminum frames at a 90-degree angle from face
- Opposed-blade damper
- Bright White or Satin Anodized finish



		RHD90 Available Sizes (in.)																				
		WIDTH																				
HT	6	8	10	12	14	16	18	20	22	24	26	28	30	32	34	36	38	40	42	44	46	48
	4	X	X	X	X	X	X	X	X	X	X	X	X	X	X	X	X	X	X	X	X	X
5	X	X	X	X	X	X	X	X	X	X	X	X	X	X	X	X	X	X	X	X	X	X
6	X	X	X	X	X	X	X	X	X	X	X	X	X	X	X	X	X	X	X	X	X	X
8		X	X	X	X	X	X	X	X	X	X	X	X	X	X	X	X	X	X	X	X	X
10			X	X	X	X	X	X	X	X	X	X	X	X	X	X	X	X	X	X	X	X
12				X	X	X	X	X	X	X	X	X	X	X	X	X	X	X	X	X	X	X
14					X	X	X	X	X	X	X	X	X	X	X	X	X	X	X	X	X	X
16						X	X	X	X	X	X	X	X	X	X	X	X	X	X	X	X	X
18							X	X	X	X	X	X	X	X	X	X	X	X	X	X	X	X
20								X	X	X	X	X	X	X	X	X	X	X	X	X	X	X
22									X	X	X	X	X	X	X	X	X	X	X	X	X	X
24										X	X	X	X	X	X	X	X	X	X	X	X	X
26											X	X	X	X	X	X	X	X	X	X	X	X
28												X	X	X	X	X	X	X	X	X	X	X
30													X	X	X	X	X	X	X	X	X	X
32														X	X	X	X	X	X	X	X	X
34															X	X	X	X	X	X	X	X
36																X	X	X	X	X	X	X
38																	X	X	X	X	X	X
40																		X	X	X	X	X
42																			X	X	X	X
44																				X	X	X
46																					X	X
48																						X



TG Transfer Grille

- Extruded aluminum construction
- Vision proof
- Inverted "Y" type grille bar for best vision proof quality and airflow
- Excellent for installation in doors or partitions
- Bright White or Satin Anodized finish

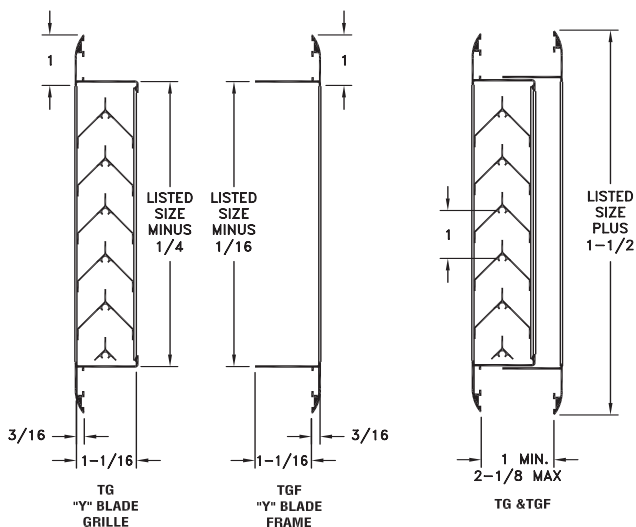


TGF Transfer Grille Frame

- Extruded aluminum construction

Note: When framing both sides of the door or partition opening, use the TGF frame with the TG Grille. Adjustable from 1" to 2 1/8" door thickness.

TG/TGF Transfer Grille with Transfer Grille Frame



		TG/TGF Available Sizes (in.)														
HT	WIDTH															
	6	8	10	12	14	16	18	20	22	24	26	28	30	32	34	36
6	X	X	X	X	X	X	X	X	X	X	X	X	X	X	X	X
8		X	X	X	X	X	X	X	X	X	X	X	X	X	X	X
10			X	X	X	X	X	X	X	X	X	X	X	X	X	X
12				X	X	X	X	X	X	X	X	X	X	X	X	X
14					X	X	X	X	X	X	X	X	X	X	X	X
16						X	X	X	X	X	X	X	X	X	X	X
18							X	X	X	X	X	X	X	X	X	X
20								X	X	X	X	X	X	X	X	X
22									X	X	X	X	X	X	X	X
24										X	X	X	X	X	X	X
26											X	X	X	X	X	X
28												X	X	X	X	X
30													X	X	X	X
32														X	X	X
34															X	X
36																X

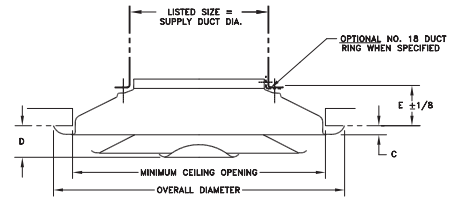
Other sizes available upon request



20 Round Diffuser

- Steel construction
- For ceiling or exposed duct installation
- Five-step positioning of air pattern adjustment
- 360-degree pattern, horizontal to vertical pattern change
- Removable center core
- Diffusers are equipped with margins designed to minimize smudging
- Diffuser outer shell fastens directly to duct or to optional #18 duct ring; margins fit tight to ceiling for optimum ceiling appearance
- Optional #19 damper; duct-mount only
- Bright White finish

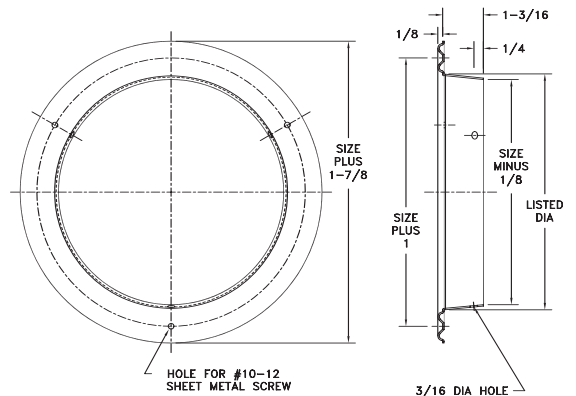
20 Available Sizes (in.)					
Listed Size	Ceiling Opening Diameter	Overall Diameter	C	D	E
6	11	12 ⁵ / ₈	³ / ₈	1 ³ / ₈	1 ³ / ₄
8	14 ³ / ₄	17	¹ / ₂	1 ¹³ / ₁₆	2 ⁵ / ₁₆
10	18 ³ / ₈	21	⁵ / ₈	2 ³ / ₁₆	2 ¹⁵ / ₁₆
12	21 ¹⁵ / ₁₆	25 ¹ / ₄	⁵ / ₈	2 ⁹ / ₁₆	3 ¹ / ₂
14	25 ¹ / ₂	28 ¹ / ₂	¹¹ / ₁₆	2 ⁷ / ₈	4 ¹ / ₄
17	29 ¹ / ₈	33 ⁷ / ₈	⁷ / ₈	3 ³ / ₈	4 ³ / ₄
18	32 ³ / ₄	37 ¹ / ₂	1 ¹ / ₁₆	4 ³ / ₁₆	5 ³ / ₈




18 Duct Ring

- Steel construction
- Attaches to duct
- Bright White finish
- Use with #20 diffuser

18 Available Sizes (in.)						
6	8	10	12	14	16	18



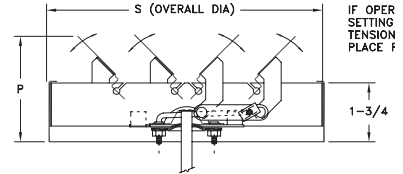


19 Damper

- Steel construction
- Opposed-blade damper
- Bright White finish
- Duct-mount only

Note: 3/16" Hex Damper handle (by others) will lock into position if inserted too far into damper

19 Damper Listed Sizes (in.)								
Damper	6	8	10	12	14	15	16	18
S	5 ¹⁵ / ₁₆	7 ¹⁵ / ₁₆	9 ¹⁵ / ₁₆	11 ¹⁵ / ₁₆	13 ¹⁵ / ₁₆	14 ¹⁵ / ₁₆	15 ¹⁵ / ₁₆	17 ¹⁵ / ₁₆
P	3	3 ¹ / ₂	4 ⁹ / ₁₆	4 ⁹ / ₁₆	4 ⁹ / ₁₆	4 ⁹ / ₁₆	4 ⁹ / ₁₆	4 ⁹ / ₁₆



CROSS SECTION WITH VALVES PARTLY OPEN
SHOWING OPPOSED-BLADE OPERATION

Ceiling Diffusers - Steel


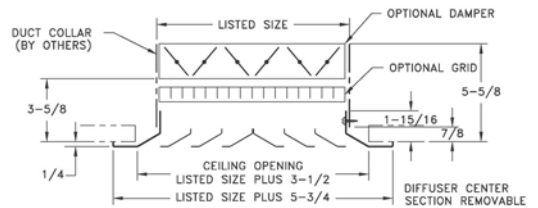


SRE Diffuser

- Steel construction
- Removable core
- Flat (extended) margin style
- Optional factory-mounted opposed-blade damper available as SRED
- Bright White enamel finish

See page 68 for available air patterns.

SRE Available Sizes (in.)							
HT	WIDTH						
	6	9	12	15	18	21	24
6	X	X	X	X	X	X	X
9		X	X	X	X	X	X
12			X	X	X	X	X
15				X	X	X	X
18					X	X	X
21						X	X
24							X

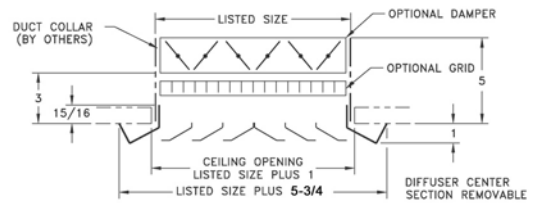



SRS Diffuser

- Steel construction
- Removable core
- Beveled (step-down) margin style
- Optional factory-mounted opposed-blade damper available as SRSD
- Bright White enamel finish

See page 68 for available air patterns.

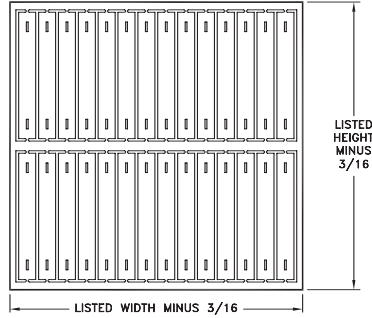
SRS Available Sizes (in.)							
HT	WIDTH						
	6	9	12	15	18	21	24
6	X	X	X	X	X	X	X
9		X	X	X	X	X	X
12			X	X	X	X	X
15				X	X	X	X
18					X	X	X
21						X	X
24							X



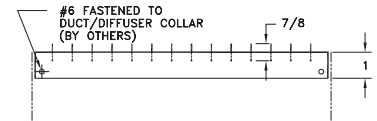


SR6 Control Grid

- Steel construction
- Field-mounts on diffuser
- Used to control airflow at the diffuser
- Mill finish

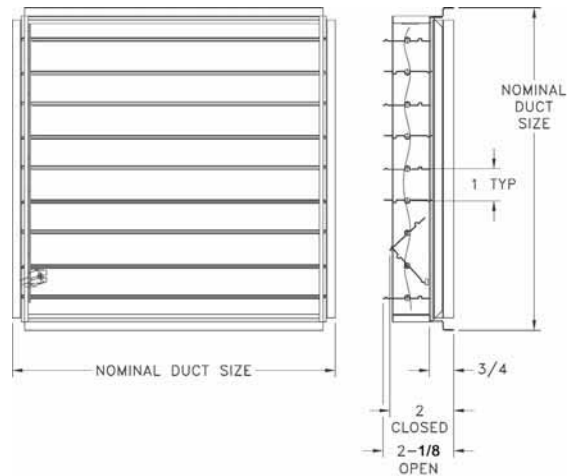


SR6 Available Sizes (in.)							
HT	WIDTH						
	6	9	12	15	18	21	24
6	X	X	X	X	X	X	X
9		X	X	X	X	X	X
12			X	X	X	X	X
15				X	X	X	X
18					X	X	X
21						X	X
24							X



SR7 Volume Damper

- Steel construction
- Used to control airflow at the diffuser
- Mill finish
- Duct-mount only



SR7 Available Sizes (in.)							
HT	WIDTH						
	6	9	12	15	18	21	24
6	X	X	X	X	X	X	X
9		X	X	X	X	X	X
12			X	X	X	X	X
15				X	X	X	X
18					X	X	X
21						X	X
24							X




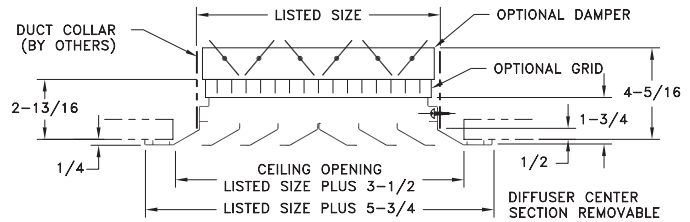
ARE Diffuser

- Extruded aluminum construction
- Removable core
- Flat (extended) margin style
- Optional factory-mounted aluminum opposed-blade damper available as ARE D
- Bright White or Satin Anodized finish

		ARE Available Sizes (in.)									
HT	WIDTH										
	6	9	12	15	18	21	24	27	30	33	36
6	X	X	X	X	X	X	X	X	X	X	X
9		X	X	X	X	X	X	X	X	X	X
12			X	X	X	X	X	X	X	X	X
15				X	X	X	X	X	X	X	X
18					X	X	X	X	X	X	X
21						X	X	X	X	X	X
24							X	X	X	X	X
27								X	X	X	X
30									X	X	X
33										X	X
36											X

Note: Number of cones varies by size of diffuser

See page 68 for available air patterns.



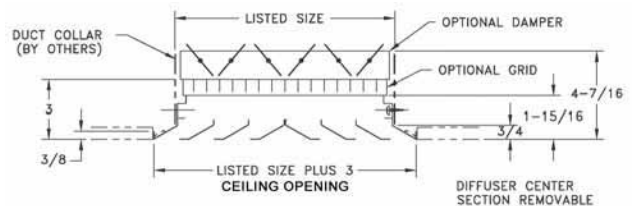
ARF Diffuser


- Extruded aluminum construction
- Removable core
- Flush margin style
- Optional factory-mounted aluminum opposed-blade damper available as ARFD
- Bright White or Satin Anodized finish

		ARF Available Sizes (in.)									
HT	WIDTH										
	6	9	12	15	18	21	24	27	30	33	36
6	X	X	X	X	X	X	X	X	X	X	X
9		X	X	X	X	X	X	X	X	X	X
12			X	X	X	X	X	X	X	X	X
15				X	X	X	X	X	X	X	X
18					X	X	X	X	X	X	X
21						X	X	X	X	X	X
24							X	X	X	X	X
27								X	X	X	X
30									X	X	X
33										X	X
36											X

Note: Number of cones varies by size of diffuser

See page 68 for available air patterns.






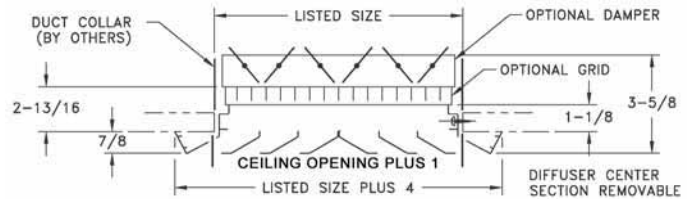
ARS Diffuser

- Extruded aluminum construction
- Removable core
- Beveled (step-down) margin style
- Optional factory-mounted aluminum opposed-blade damper available as ARSD
- Bright White or Satin Anodized finish

ARS Available Sizes (in.)											
HT	WIDTH										
	6	9	12	15	18	21	24	27	30	33	36
6	X	X	X	X	X	X	X	X	X	X	X
9		X	X	X	X	X	X	X	X	X	X
12			X	X	X	X	X	X	X	X	X
15				X	X	X	X	X	X	X	X
18					X	X	X	X	X	X	X
21						X	X	X	X	X	X
24							X	X	X	X	X
27								X	X	X	X
30									X	X	X
33										X	X
36											X

Note: Number of cones varies by size of diffuser

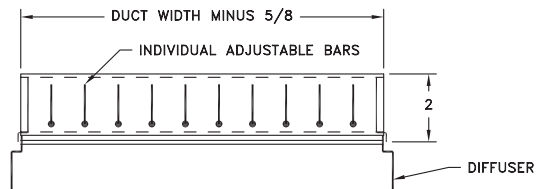
See page 68 for available air patterns.



AR6 Control Grid

- Extruded aluminum construction
- Mounts on diffuser hanger bracket
- Provides uniform airflow in diffuser collar
- Mill finish

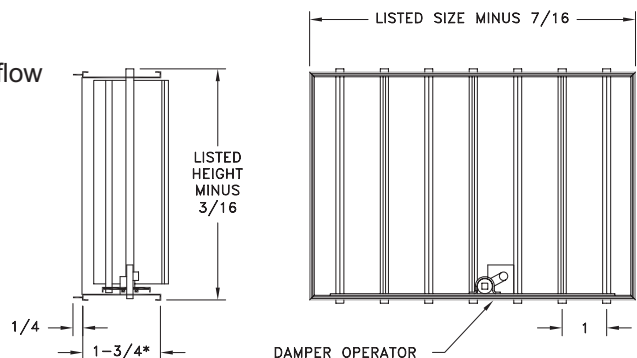
AR6 Available Sizes (in.)
Minimum: 6" x 6"
Maximum: 36" x 36" (in multiple sections)



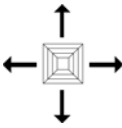
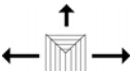
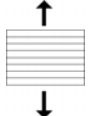
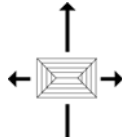


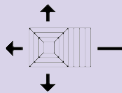


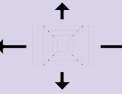

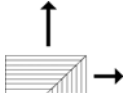
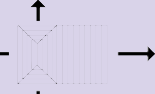
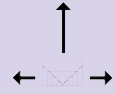
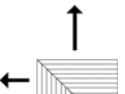
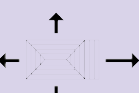
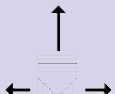

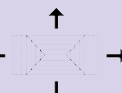




AR7 Damper

- Extruded aluminum construction
- Mounts on diffuser hanger bracket
- Used to control airflow at the diffuser
- Mill finish

AR7 Available Sizes (in.)
Minimum: 6" x 6"
Maximum: 36" x 36" (in multiple sections)




Neck View Type SR & AR Air Patterns

Style	Listed Sizes	Style	Listed Sizes	Style	Listed Sizes
 STYLE 4	6x6 24x24 9x9 27x27 12x12 30x30 15x15 33x33 18x18 36x36 21x21 24 x 24 Max. in Steel	 STYLE 3	6x6 24x24 9x9 27x27 12x12 30x30 15x15 33x33 18x18 36x36 21x21 24 x 24 Max. in Steel	 STYLE 2L	9x6 to 36x6 24x21 to 36x21 12x9 to 36x9 27x24 to 36x24 15x12 to 36x12 30x27 to 36x27 18x15 to 36x15 33x30 to 36x30 21x18 to 36x18 36x33 24 x 21 Max. in Steel
 STYLE 4	9x6 to 45x6 24x21 to 45x21 12x9 to 45x9 27x24 to 45x24 15x12 to 45x12 30x27 to 45x27 18x15 to 45x15 33x30 to 45x30 21x18 to 45x18 36x33 to 45x33 24 x 21 Max. in Steel	 STYLE 3S	9x6 24x21 to 36x21 12x9 27x24 to 42x24 15x9 30x27 to 42x27 15x12 to 21x12 33x30 to 42x30 18x15 to 27x15 36x33 21x18 to 33x18 24 x 21 Max. in Steel	 STYLE 2S	9x6 to 36x6 24x21 to 36x21 12x9 to 36x9 27x24 to 36x24 15x12 to 36x12 30x27 to 36x27 18x15 to 36x15 33x30 to 36x30 21x18 to 36x18 36x33 24 x 21 Max. in Steel
 STYLE 41	9x6 to 36x6 24x21 to 36x21 12x9 to 36x9 27x24 to 36x24 15x12 to 36x12 30x27 to 36x27 18x15 to 36x15 33x30 to 36x30 21x18 to 36x18 36x33	 STYLE 3S	12x6 18x9 24x12 30x15 36x18	 STYLE 2C	6x6 24x24 9x9 27x27 12x12 30x30 15x15 33x33 18x18 36x36 21x21
 STYLE 42	9x6 to 36x6 24x21 to 36x21 12x9 to 36x9 27x24 to 36x24 15x12 to 36x12 30x27 to 36x27 18x15 to 36x15 33x30 to 36x30 21x18 to 36x18 36x33	 STYLE 3S	15x6 to 36x6 21x9 to 36x9 27x12 to 36x12 33x15 36x15	 STYLE 2CR	9x6 to 36x6 24x21 to 36x21 12x9 to 36x9 27x24 to 36x24 15x12 to 36x12 30x27 to 36x27 18x15 to 36x15 33x30 to 36x30 21x18 to 36x18 36x33 24 x 21 Max. in Steel
 STYLE 41L	9x9 to 36x9 24x24 to 36x24 12x12 to 36x12 27x27 to 36x27 15x15 to 36x15 30x30 to 36x30 18x18 to 36x18 33x33 to 36x33 21x21 to 36x21 36x36	 STYLE 31S	6x6 to 9x6 24x24 to 36x24 9x9 to 15x9 27x27 to 36x27 12x12 to 21x12 30x30 to 36x30 15x15 to 27x15 33x33 to 36x33 18x18 to 33x18 36x36 21x21 to 36x21	 STYLE 2CL	9x6 to 36x6 24x21 to 36x21 12x9 to 36x9 27x24 to 36x24 15x12 to 36x12 30x27 to 36x27 18x15 to 36x15 33x30 to 36x30 21x18 to 36x18 36x33 24 x 21 Max. in Steel
 STYLE 41S	12x6 to 36x6 27x21 to 36x21 15x9 to 36x9 30x24 to 36x24 18x12 to 36x12 33x27 to 36x27 21x15 to 36x15 36x30 24x18 to 36x18	 STYLE 31L	9x6 to 36x6 24x21 to 36x21 12x9 to 36x9 27x24 to 36x24 15x12 to 36x12 30x27 to 36x27 18x15 to 36x15 33x30 to 36x30 21x18 to 36x18 36x33	 STYLE 1	6x6 27x27 9x9 30x30 12x12 33x33 15x15 36x36 18x18 39x39 21x21 42x42 24x24 24 x 24 Max. in Steel
 STYLE 42S	12x6 to 36x6 27x21 to 36x21 15x9 to 36x9 30x24 to 36x24 18x12 to 36x12 33x27 to 36x27 21x15 to 36x15 36x30 24x18 to 36x18	 STYLE 3L	9x6 to 36x6 24x21 to 36x21 12x9 to 36x9 27x24 to 36x24 15x12 to 36x12 30x27 to 36x27 18x15 to 36x15 33x30 to 36x30 21x18 to 36x18 36x33 24 x 21 Max. in Steel	 STYLE 1L	9x6 to 36x6 24x21 to 36x21 12x9 to 36x9 27x24 to 36x24 15x12 to 36x12 30x27 to 36x27 18x15 to 36x15 33x30 to 36x30 21x18 to 36x18 36x33 24 x 21 Max. in Steel
		 STYLE 2	6x6 24x24 9x9 27x27 12x12 30x30 15x15 33x33 18x18 36x36 21x21 24 x 24 Max. in Steel	 STYLE 1S	9x6 to 36x6 24x21 to 36x21 12x9 to 36x9 27x24 to 36x24 15x12 to 36x12 30x27 to 36x27 18x15 to 36x15 33x30 to 36x30 21x18 to 36x18 36x33 24 x 21 Max. in Steel

 Aluminum Only

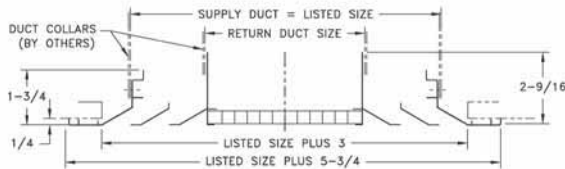
SR Sizes:
6x6 to 24x24 in 3" Increments (see page 64)

AR Sizes:
6x6 to 36x36 in 3" Increments (see page 66)



ASRE Diffuser

- Extruded aluminum construction
- Flat (extended) margins overlap opening
- For use with roof-mounted installations
- Removable core
- Return damper available - AR7
- Supply damper available - AS7
- Bright White or Satin Anodized finish

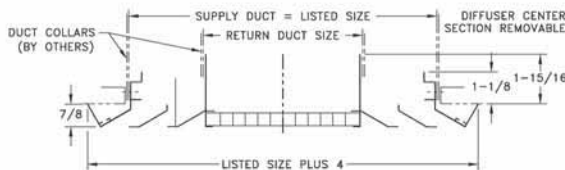


ASRE Available Sizes (in.)			
Supply Size	Return Neck	Supply Size	Return Neck
9 x 9	6 x 6	27 x 18	21 x 12
12 x 12	9 x 9	27 x 15	21 x 9
12 x 9	9 x 6	27 x 12	21 x 6
15 x 15	9 x 9	30 x 30	21 x 21
15 x 12	12 x 9	30 x 27	21 x 18
15 x 9	12 x 6	30 x 24	21 x 15
15 x 6	12 x 3	30 x 21	21 x 12
18 x 18	12 x 12	30 x 18	24 x 12
18 x 15	12 x 9	30 x 15	24 x 9
18 x 12	12 x 6	33 x 33	21 x 21
18 x 9	15 x 6	33 x 30	24 x 21
21 x 21	15 x 15	33 x 27	24 x 18
21 x 18	15 x 12	33 x 24	24 x 15
21 x 15	15 x 9	33 x 21	24 x 12
21 x 12	15 x 6	33 x 18	27 x 12
21 x 9	18 x 6	33 x 15	27 x 9
24 x 24	18 x 18	36 x 36	24 x 24
24 x 21	18 x 15	36 x 33	27 x 24
24 x 18	18 x 12	36 x 30	27 x 21
24 x 15	18 x 9	36 x 27	27 x 18
24 x 12	18 x 6	36 x 24	27 x 15
24 x 9	21 x 6	36 x 21	27 x 12
27 x 27	18 x 18	36 x 18	30 x 12
27 x 24	18 x 15	42 x 42	27 x 27
27 x 21	21 x 15	42 x 18	27 x 12



ASRS Diffuser

- Extruded aluminum construction
- Step-down (beveled) margins overlap opening and lowers the diffuser from the ceiling
- For use with roof-mounted installations
- Removable core
- Bright White or Satin Anodized finish
- Return damper available - AR7
- Supply damper available - AS7



ASRS Available Sizes (in.)			
Supply Size	Return Neck	Supply Size	Return Neck
9 x 9	6 x 6	27 x 18	21 x 12
12 x 12	9 x 9	27 x 15	21 x 9
12 x 9	9 x 6	27 x 12	21 x 6
15 x 15	9 x 9	30 x 30	21 x 21
15 x 12	12 x 9	30 x 27	21 x 18
15 x 9	12 x 6	30 x 24	21 x 15
15 x 6	12 x 3	30 x 21	21 x 12
18 x 18	12 x 12	30 x 18	24 x 12
18 x 15	12 x 9	30 x 15	24 x 9
18 x 12	12 x 6	33 x 33	21 x 21
18 x 9	15 x 6	33 x 30	24 x 21
21 x 21	15 x 15	33 x 27	24 x 18
21 x 18	15 x 12	33 x 24	24 x 15
21 x 15	15 x 9	33 x 21	24 x 12
21 x 12	15 x 6	33 x 18	27 x 12
21 x 9	18 x 6	33 x 15	27 x 9
24 x 24	18 x 18	36 x 36	24 x 24
24 x 21	18 x 15	36 x 33	27 x 24
24 x 18	18 x 12	36 x 30	27 x 21
24 x 15	18 x 9	36 x 27	27 x 18
24 x 12	18 x 6	36 x 24	27 x 15
24 x 9	21 x 6	36 x 21	27 x 12
27 x 27	18 x 18	36 x 18	30 x 12
27 x 24	18 x 15	42 x 42	27 x 27
27 x 21	21 x 15	42 x 18	27 x 12

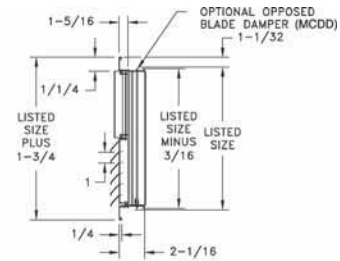
Ceiling Diffusers - Aluminum



MCD Adjustable Modular Diffuser

- Extruded aluminum construction
- Four modular cores provide variable pattern adjustments of four-way, three-way, two-way, or one-way horizontal air patterns
- Flat (extended) margin
- Fixed fins
- Bright White finish

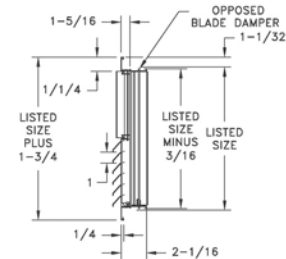
MCD Available Sizes (in.)
6" x 6", 8" x 8", 10" x 10", 12" x 12", 14" x 14", 16" x 16", 18" x 18", 20" x 20", 22" x 22"



MCDD Adjustable Modular Diffuser

- Extruded aluminum construction
- Opposed-blade damper
- Four modular cores provide variable pattern adjustments of four-way, three-way, two-way, or one-way horizontal air patterns
- Removable modules provide easy access to damper
- Flat (extended) margin
- Fixed fins
- Bright White finish


MCDD Available Sizes (in.)
6" x 6", 8" x 8", 10" x 10", 12" x 12", 14" x 14", 16" x 16", 18" x 18", 20" x 20", 22" x 22"



MCDS Adjustable Modular Diffuser

- Extruded aluminum construction
- Step-down (beveled) margin
- Four modular cores provide variable pattern adjustments of four-way, three-way, two-way, or one-way horizontal air patterns
- Fixed fins
- Bright White finish

MCDS Available Sizes (in.)
6" x 6", 8" x 8", 10" x 10", 12" x 12", 14" x 14", 16" x 16", 18" x 18", 20" x 20", 22" x 22"



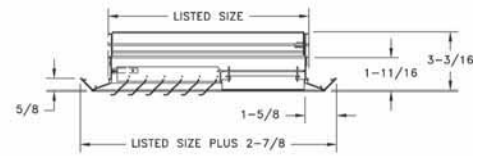
For T-Bar application, see page 101.




MCDSD Adjustable Modular Diffuser

- Extruded aluminum construction
- Opposed-blade damper
- Step-down (beveled) margin
- Four modular cores provide variable pattern adjustments of four-way, three-way, two-way, or one-way horizontal air patterns
- Removable modules provide easy access to damper
- Fixed fins
- Bright White finish

MCDSD Available Sizes (in.)
6" x 6", 8" x 8", 10" x 10", 12" x 12", 14" x 14", 16" x 16", 18" x 18", 20" x 20", 22" x 22"



For T-Bar application, see page 101.

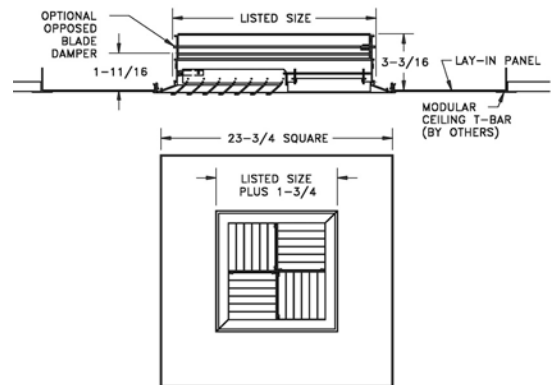



Modular T-Bar Panel

- Steel construction (aluminum optional)
- Adapts MCD and MCDD for T-Bar installation
- Bright White finish
- See page 101

Note: Aluminum panel for factory-mounted step-down margin. Available as Models MCDST and MCDSDT.

Modular T-Bar Panel Available Sizes
Opening 6" - 20"
Overall 23 ³ / ₄ " x 23 ³ / ₄ "



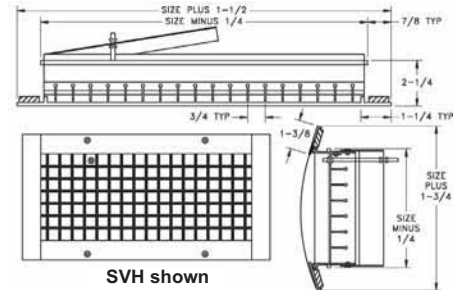


(Shown with scoop)
Size restrictions apply.
See price list for sizes and ordering information.

Model SV Single-Deflection Diffuser

- Extruded aluminum construction
- Single row of individually adjustable vertical blades for horizontal air-deflection control
- Available as diffuser only or diffuser with air scoop
- Optional face adjustable scoop to direct airflow
- Counter-sunk screw holes
- Available sizes: 10x3 to 36x12 for 6" to 36" ducts
- Bright White and Satin Anodized finishes

SV Available Sizes (in.)
10" x 3" to 36" x 12"



SVH shown

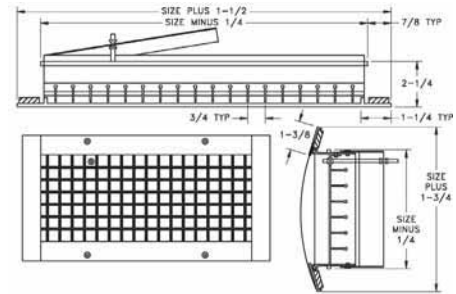


Size restrictions apply.
See price list for sizes and ordering information.

Model SVH Double-Deflection Diffuser

- Extruded aluminum construction
- Two rows of individually adjustable blades for horizontal and vertical deflection control
- Optional face adjustable scoop to direct airflow
- Counter-sunk screw holes
- Available sizes: 10x3 to 36x12 for 6" to 36" ducts
- Bright White and Satin Anodized finishes

SVH Available Sizes (in.)
10" x 3" to 36" x 12"

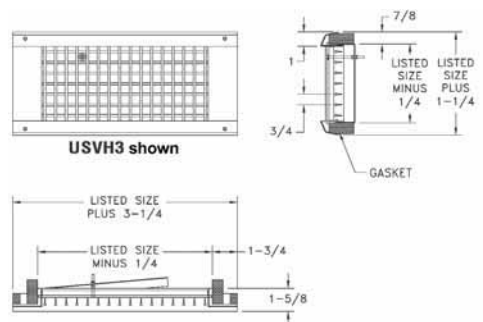


Size restrictions apply.
See price list for sizes and ordering information.


Model USV Single-Deflection Universal Diffuser

- Extruded aluminum construction
- Single row of individually adjustable vertical blades for horizontal air deflection control
- Optional face adjustable scoop to direct airflow
- Counter-sunk screw holes
- Available sizes: 10x3 to 36x12
- Fits duct sizes 6" on up, based on diffuser height
- Bright White and Satin Anodized finishes

USV Available Sizes (in.)
10" x 3" to 36" x 12"



USVH3 shown


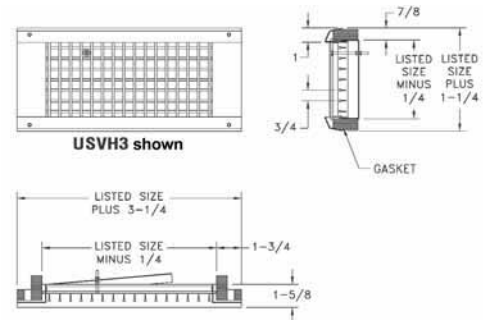


Size restrictions apply. See price list for sizes and ordering information.

Model USVH Double Deflection Universal Diffuser

- Extruded aluminum construction
- Two rows of individually adjustable blades for horizontal and vertical deflection control
- Optional face adjustable scoop to direct airflow
- Counter-sunk screw holes
- Available sizes: 10x3 to 36x12
- Fits duct sizes 6" on up, based on diffuser height
- Bright White and Satin Anodized finishes

USVH Available Sizes (in.)
10" x 3" to 36" x 12"

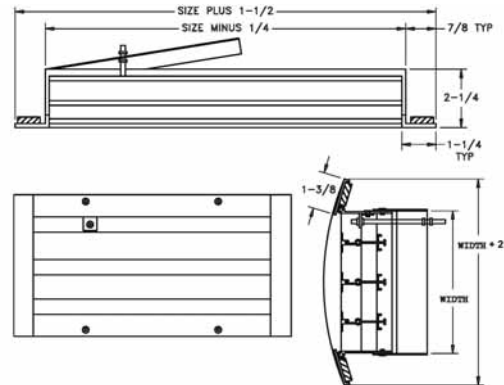


Size restrictions apply. See price list for sizes and ordering information.

Model SS Slot Face Diffuser

- Extruded aluminum construction
- Slot sizes available: 1/2", 3/4", 1"
- Optional face adjustable scoop to direct airflow
- Counter-sunk screw holes
- Available in one to four slots tall x 48" wide for 6" to 30" ducts
- Bright White and Satin Anodized finishes

SS Available Sizes (in.)
One to four slots tall x 48" wide



Slot Width	Width/Minimum Duct Diameter			
	Number of Slots			
	1	2	3	4
50 (1/2")	1.75/6	3.00/ 8	4.25/12	5.50/16
75 (3/4")	2.00/6	3.50/10	5.00/14	6.50/22
10 (1")	2.25/6	4.00/12	5.75/16	7.50/28

For Models SV and SVH
Minimum Duct Diameter per listed size

Height	Width									
	10	12	14	16	18	20	24	30	36	
3	6	6	6	6	6	6	6	6	6	
4	8	8	8	8	8	8	8	8	8	
6	10	10	10	10	10	10	10	10	10	
8			12	12	12	12	12	12	12	
10				14	14	14	14	14	14	
12					16	16	16	16	16	

Maximum duct diameter for all sizes is 36".

For Models USV and USVH
Minimum Duct Diameter

Height	Width									
	10	12	14	16	18	20	24	30	36	
3	6	6	6	6	6	6	6	6	6	
4	10	10	10	10	10	10	10	10	10	
6	12	12	12	12	12	12	12	12	12	
8			20	20	20	20	20	20	20	
10				24	24	24	24	24	24	
12					30	30	30	30	30	

Linear and Slot Diffusers



Minimum width 1½"


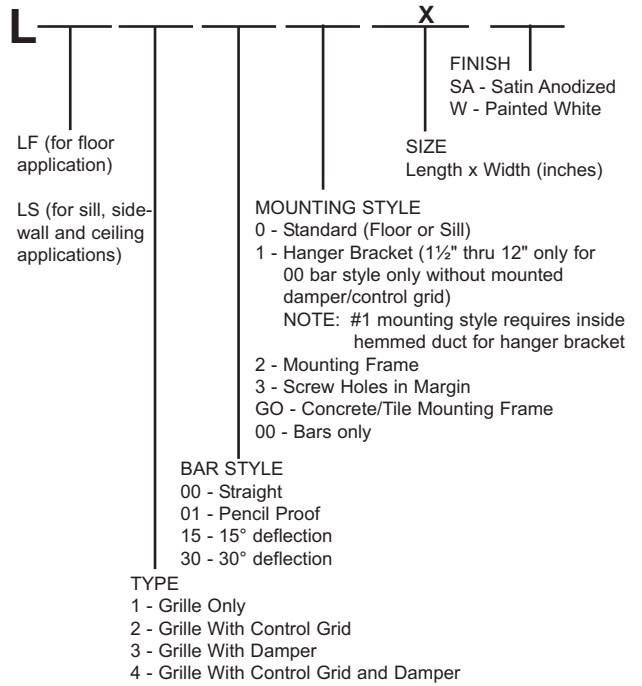
Note: Floor application must be ordered as "LF." Eight-inch maximum width for constant traffic; 12" maximum width for occasional traffic; maximum length 72".

See following page for dimensional data.

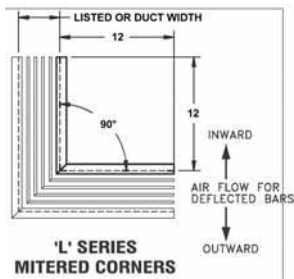
LS/LF Series Diffuser

- Extruded aluminum construction
- Ceiling, sidewall, sill or floor applications
- Available in 0, 15, or 30 degrees and pencil proof bar deflections
- Four mounting styles—standard, hanger bracket, mounting frame and screw holes in margin
- Maximum one-piece length 72", width 24" (½" width increments)
- Lengths over 72" made in multiple units with keyway splices to form continuous lengths
- Bright White or Satin Anodized finish

HOW TO ORDER



Mitered Corner Sections furnished as shown. Blank off baffles available upon request.

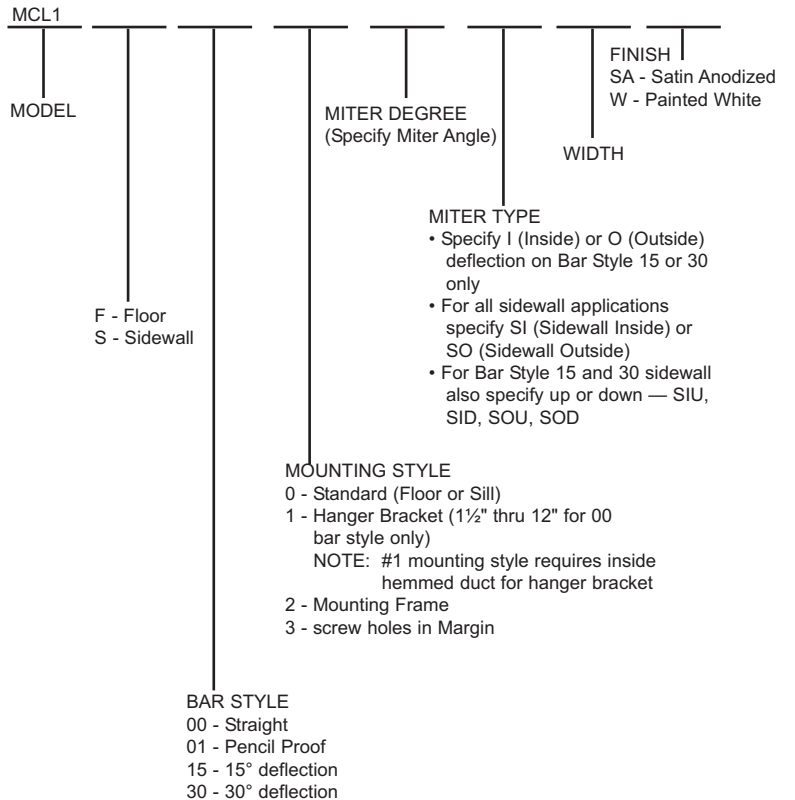


See page 81 for distribution plenums.

L Series Mitered Corners

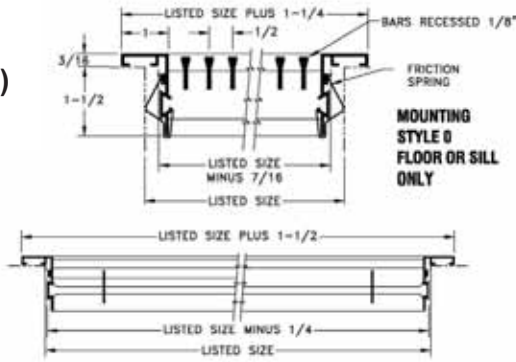
Mitered corner sections furnished as shown.

HOW TO ORDER



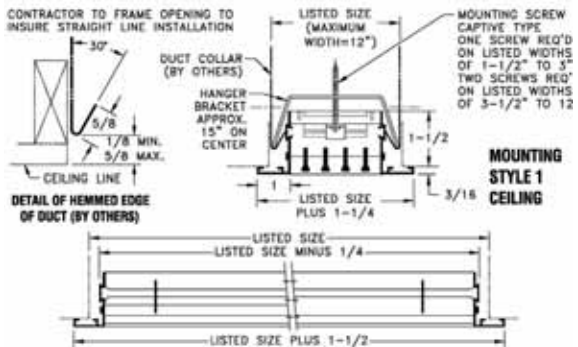
L Series - Dimensional Data

Mounting Style 0 (Floor/Sill) LF

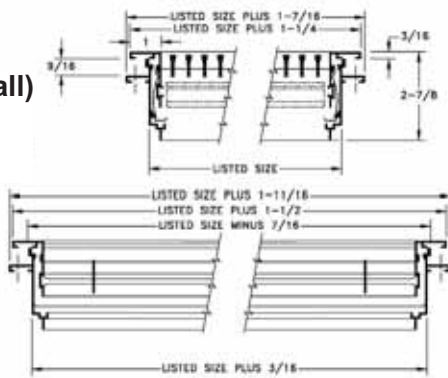


Mounting Style 1 (Ceiling) LS

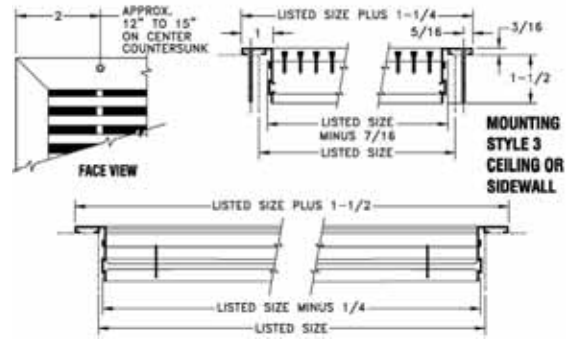
00 Bar Style Only w/o Mounted Damper or Control Grid



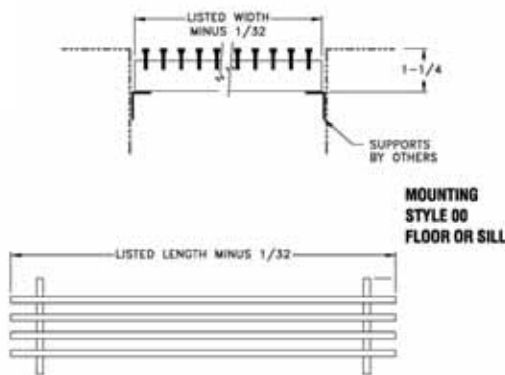
Mounting Style 2 (Ceiling/Sidewall) LS



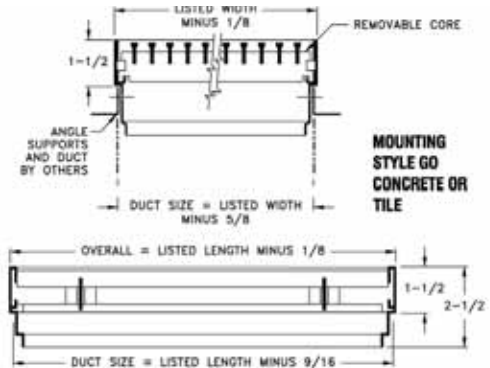
Mounting Style 3 (Ceiling/Sidewall) LS



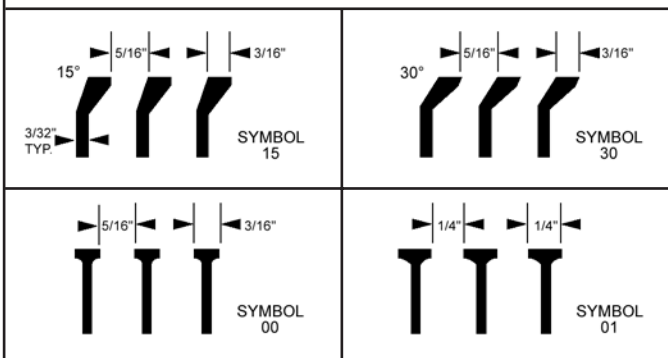
Mounting Style 00 (Bars Only)



Mounting Style GO (Concrete/Tile) LF



BAR STYLES



Bars on 1/2" Centers

Note: Quantity of bars = 2 x listed width less 2.
Example: 4" listed width = 4" x 2 = 8 less 2 = 6 bars.



L Series Single-Leaf Damper Option

- Aluminum construction
- Leaf type for sizes 1½" to 3"

Note: Order with desired diffuser for attachment at factory.


Cannot be used with hanger brackets.



L Series G Grid Option

- Aluminum construction
- Individual adjustable blades
- Cannot be used with hanger brackets

Note: G Grid blades are assembled parallel to short dimension. Order with desired diffuser for factory fitting.



L Series D Damper Option


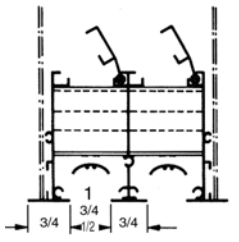
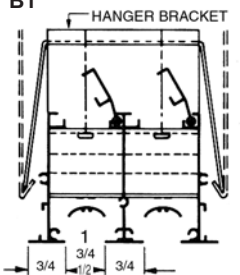
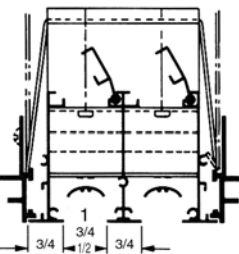
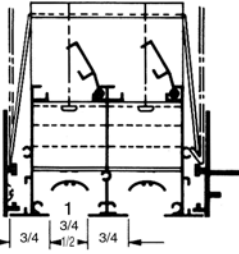

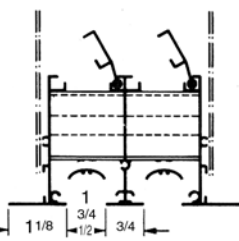
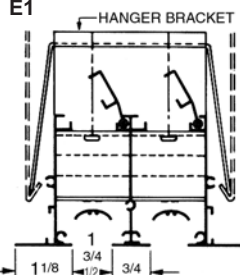
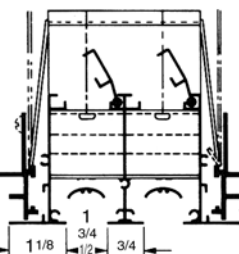
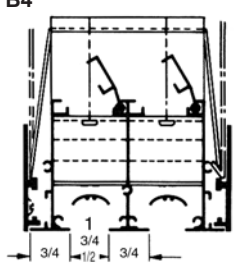

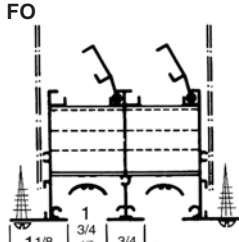

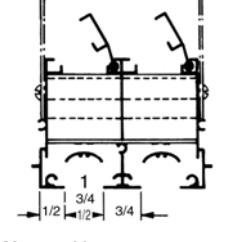
- Extruded aluminum construction
- Controls the air volume from full flow to shut-off
- Fits widths of 3½" and wider

Note: Order with desired diffuser for attachment at factory.

Must be ordered separately and duct-mounted if mounting style #1 is used.

D Available Sizes (in.)
3½" and wider


S Series Slot Diffusers

MARGIN STYLE	SLOT	DIFFUSER ONLY Mounting Style 0	with Hanger Bracket Mounting Style 1	with No. 2 Standard Mounting Plaster Frame	with No. 3 Wall-Mounting Plaster Frame
 End Cap	1" 3/4" 1/2"	BO 	B1 HANGER BRACKET 	B2 	B3 
 End Cap	1" 3/4" 1/2"	EO 	E1 HANGER BRACKET 	E2 	with No. 4 Wall-to-Wall Mounting Plaster Frame B4 
 End Cap	1" 3/4" 1/2"	FO 	HOW TO ORDER		
 End Cap	1" 3/4" 1/2"	LO 	<p>S</p> <p>Number of slots 01 to 10</p> <p>STYLE</p> <ul style="list-style-type: none"> 1 - Diffuser Only 2 - Diffuser w/Pattern Controller 3 - Diffuser w/Damper 4 - Diffuser w/Pattern Controller and Damper <p>TYPE</p> <ul style="list-style-type: none"> 50 - 1/2" Slot 75 - 3/4" Slot 10 - 1" Slot <p>MOUNTING STYLE</p> <ul style="list-style-type: none"> 0 - None (Diffuser only) 1 - Hanger Bracket 2 - Standard Mounting Frame 3 - Wall Mounting Frame 4 - Wall-to-Wall Mounting Frame <p>MARGIN (see pages 79-80)</p> <p>Note: Margins ordered without mounting frame may require hanger brackets and inside hemmed duct for installation.</p>		

- Extruded aluminum construction
- Three slot sizes: 1/2" slot, 3/4" slot, 1" slot
- One to ten slots wide for air volume of 10-350 cfm per foot
- Adjustable pattern controller
- Four margin styles
- Maximum one-piece length 72", lengths over 72" made in multiple units with keyway splices for continuous lengths. Any fractional inch increment of length.
- Available as diffuser only, diffuser with damper or pattern controller, and diffuser with damper and pattern controller. See style details on page 78.

See page 81 for distribution plenums.


Note: The width dimension is determined by the slot width and the number of slots.



Damper

Single-leaf dampers are furnished in each slot opening throughout the entire diffuser length when specified. Dampers are fastened to the margin and are spring-loaded to hold their setting at all duct pressures. They are face-operated with a removable operator. Multiple dampers are furnished for grille lengths over 24 inches.

Dampers are part of the S Series and are not specified separately.



No. 2


Frames

Plaster frames are available to provide a positive-dimensioned ceiling or wall opening for the diffuser or grille.

Frames for S Series diffusers are furnished with formed bridge spacers to maintain a uniform rigid opening during installation. The duct collar is fastened to the frame.

See specific S Series for frame dimensions and installation details.





90-degree mitered corners are available as factory-fabricated sections. Precise factory cutting and assembly reduces field fabrication time and assures proper fit. Mitered corner sections are furnished in one piece, with pattern deflectors and dampers in the dimensions as indicated. Corner sections butt to adjacent straight sections, which are spliced together with aligning keys.

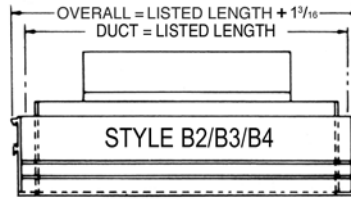
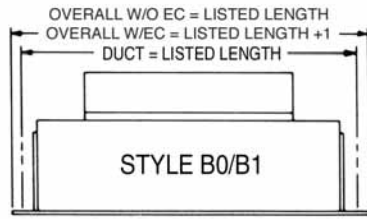


No. 3

Mitered corners are furnished in style #4 (with pattern controller and damper). When viewed from the room side, the mitered corner section appears identical to the butting straight sections.

Plaster frame mitered corners can be specified with the outlet mitered corner.

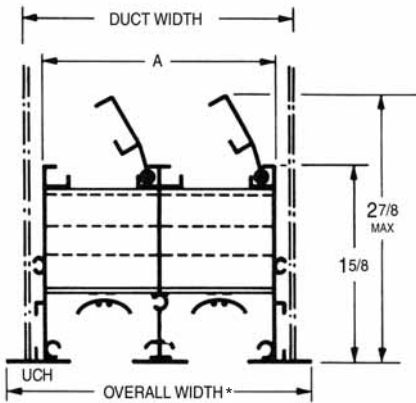
STYLE DETAILS			
1	 <p>DIFFUSER ONLY</p>	2	 <p>DIFFUSER AND PATTERN CONTROLLER</p>
3	 <p>DIFFUSER AND DAMPER</p>	4	 <p>DIFFUSER, DAMPER AND PATTERN CONTROLLER</p>



STYLE B0

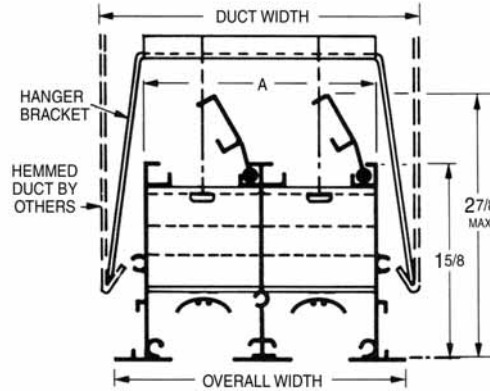
Also for T-Bar applications

Order 22 3/4" or 46 3/4" lengths with End Caps.



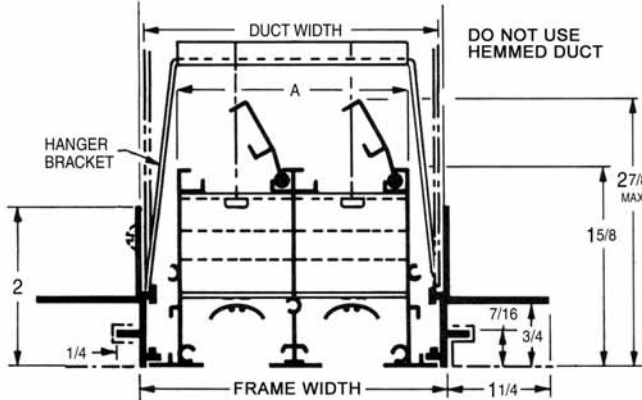
*Overall width is only 5/16" greater than the duct width.

STYLE B1

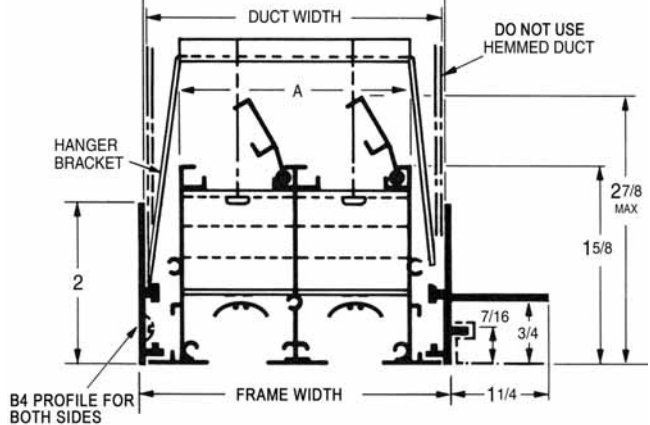


Duct width equals overall width.

STYLE B2



STYLE B3/B4



STYLE B0

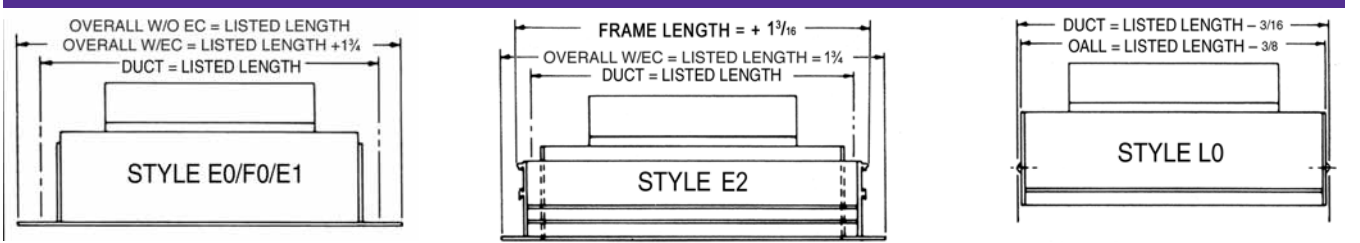
Dimension	Type	Number of Slots										Duct Width	Overall Width
		1	2	3	4	5	6	7	8	9	10		
A	50	1 1/4	2 1/2	3 3/4	5	6 1/4	7 1/2	8 3/4	10	11 1/4	12 1/2	A + 7/16	A + 3/4
	75	1 1/2	3	4 1/2	6	7 1/2	9	10 1/2	12	13 1/2	15	A + 7/16	A + 3/4
	10	1 3/4	3 1/2	5 1/4	7	8 3/4	10 1/2	12 1/4	14	15 3/4	17 1/2	A + 7/16	A + 3/4

STYLE B1

Dimension	Type	Number of Slots										Duct Width	Overall Width
		1	2	3	4	5	6	7	8	9	10		
A	50	1 1/4	2 1/2	3 3/4	5	6 1/4	7 1/2	8 3/4	10	11 1/4	12 1/2	A + 3/4	A + 3/4
	75	1 1/2	3	4 1/2	6	7 1/2	9	10 1/2	12	13 1/2	15	A + 3/4	A + 3/4
	10	1 3/4	3 1/2	5 1/4	7	8 3/4	10 1/2	12 1/4	14	15 3/4	17 1/2	A + 3/4	A + 3/4

STYLE B2/B3/B4

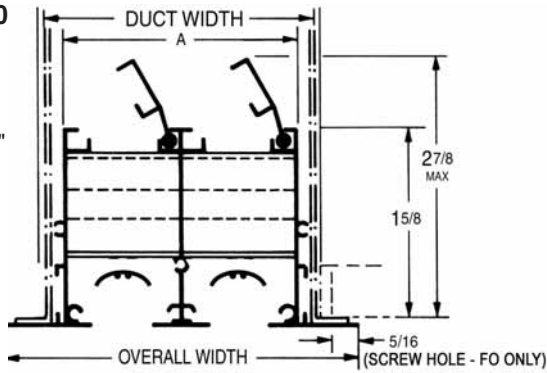
Dimension	Type	Number of Slots										Duct Width	Frame Width
		1	2	3	4	5	6	7	8	9	10		
A	50	1 1/4	2 1/2	3 3/4	5	6 1/4	7 1/2	8 3/4	10	11 1/4	12 1/2	A + 13/16	A + 15/16
	75	1 1/2	3	4 1/2	6	7 1/2	9	10 1/2	12	13 1/2	15	A + 13/16	A + 15/16
	10	1 3/4	3 1/2	5 1/4	7	8 3/4	10 1/2	12 1/4	14	15 3/4	17 1/2	A + 13/16	A + 15/16



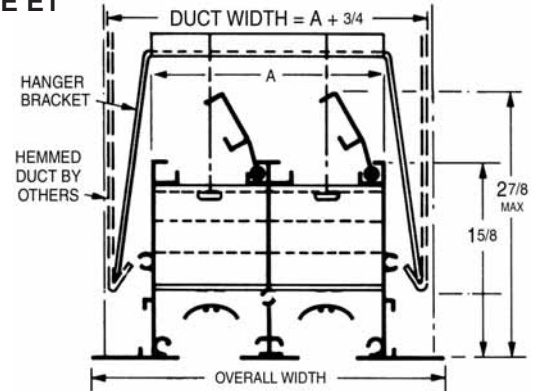
STYLE E0/F0

Also for T-Bar applications

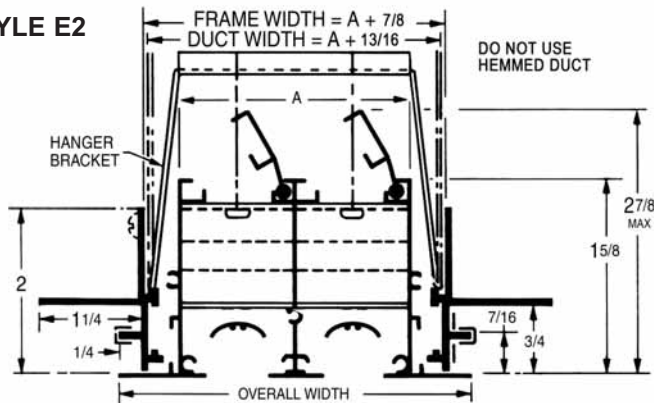
For E0, order 22" and 46" lengths with End Caps.



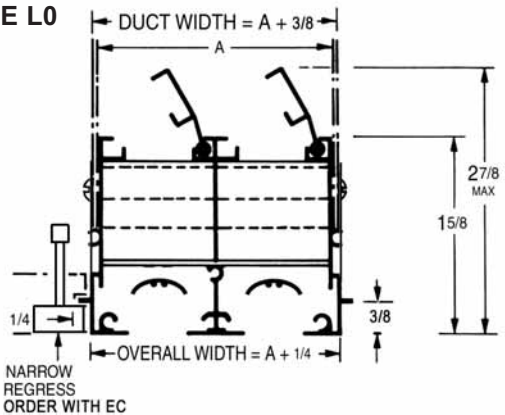
STYLE E1



STYLE E2



STYLE L0



STYLE E0/F0

Dimension	Type	Number of Slots										Duct Width	Overall Width
		1	2	3	4	5	6	7	8	9	10		
A	50	1 1/4	2 1/2	3 3/4	5	6 1/4	7 1/2	8 3/4	10	11 1/4	12 1/2	A + 7/16	A + 1 1/2
	75	1 1/2	3	4 1/2	6	7 1/2	9	10 1/2	12	13 1/2	15	A + 7/16	A + 1 1/2
	10	1 3/4	3 1/2	5 1/4	7	8 3/4	10 1/2	12 1/4	14	15 3/4	17 1/2	A + 7/16	A + 1 1/2

STYLE E1


Dimension	Type	Number of Slots										Overall Width
		1	2	3	4	5	6	7	8	9	10	
A	50	1 1/4	2 1/2	3 3/4	5	6 1/4	7 1/2	8 3/4	10	11 1/4	12 1/2	A + 1 1/2
	75	1 1/2	3	4 1/2	6	7 1/2	9	10 1/2	12	13 1/2	15	A + 1 1/2
	10	1 3/4	3 1/2	5 1/4	7	8 3/4	10 1/2	12 1/4	14	15 3/4	17 1/2	A + 1 1/2

STYLE E2

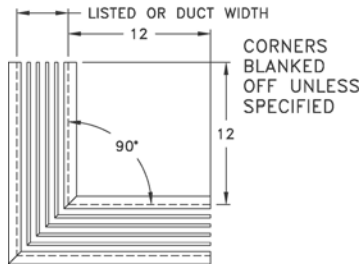
Dimension	Type	Number of Slots										Overall Width
		1	2	3	4	5	6	7	8	9	10	
A	50	1 1/4	2 1/2	3 3/4	5	6 1/4	7 1/2	8 3/4	10	11 1/4	12 1/2	A + 1 1/2
	75	1 1/2	3	4 1/2	6	7 1/2	9	10 1/2	12	13 1/2	15	A + 1 1/2
	10	1 3/4	3 1/2	5 1/4	7	8 3/4	10 1/2	12 1/4	14	15 3/4	17 1/2	A + 1 1/2

STYLE L0

Dimension	Type	Number of Slots									
		1	2	3	4	5	6	7	8	9	10
A	50	1 1/4	2 1/2	3 3/4	5	6 1/4	7 1/2	8 3/4	10	11 1/4	12 1/2
	75	1 1/2	3	4 1/2	6	7 1/2	9	10 1/2	12	13 1/2	15
	10	1 3/4	3 1/2	5 1/4	7	8 3/4	10 1/2	12 1/4	14	15 3/4	17 1/2



S SERIES MITERED CORNERS



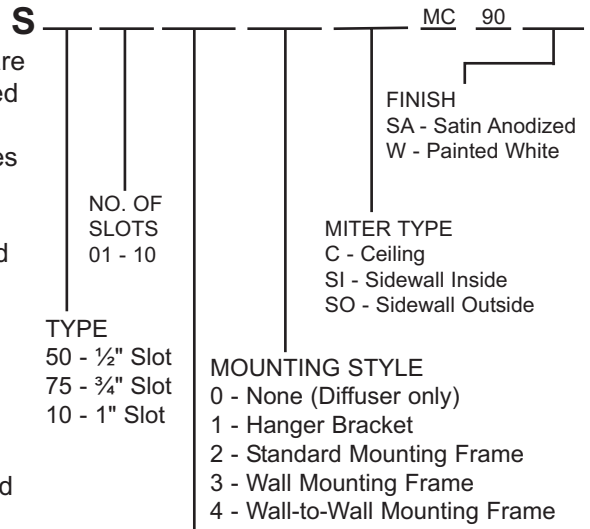
S Series Mitered Corners

90-degree mitered corners are available as factory-fabricated section. Precise factory cutting and assembly reduces field fabrication time and assures proper fit. Mitered corner sections are furnished blanked off and in one piece with the dimensions as indicated. Corner sections butt to adjacent straight sections, which are spliced together with aligning keys.

Mitered corners are furnished in style #4 (with pattern controller and damper). When viewed from the room side, the mitered corner section appears identical to the butting straight sections.

Plaster frame mitered corners can be specified with the outlet mitered corner.

Mitered Corner Sections Order as:



MARGIN (see page 77)

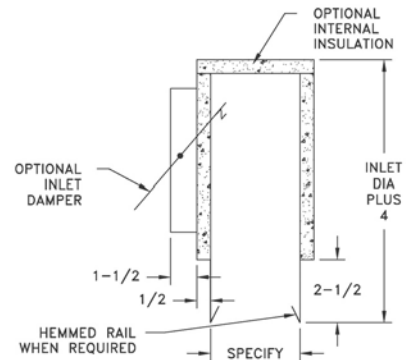
Note: Margins ordered without mounting frame may require hanger brackets and inside hemmed duct for installation.



DP Distribution Plenum

- Galvannealed steel construction
- For L and S Series Linears and Slots
- Available in insulated or noninsulated designs

DP Available Sizes
12", 24", 36", 48", 60", 72" lengths



DP

I - Internally insulated
N - Noninsulated

Number of slots for slot diffuser. Listed width in inches for linear bar grilles

S - Slots for slot diffusers
W - Listed width for linear bar grilles

Inlet size 5" to 12"

N - No Inlet
O - Oval Inlet
R - Round Inlet

D - Inlet Damper
N - No Damper

H - Hemmed rail for concealed mfg. hanger brackets - Do not use with mounting frames
S - Straight sides - Use with all mounting frames

Nominal Length - 12" to 72"

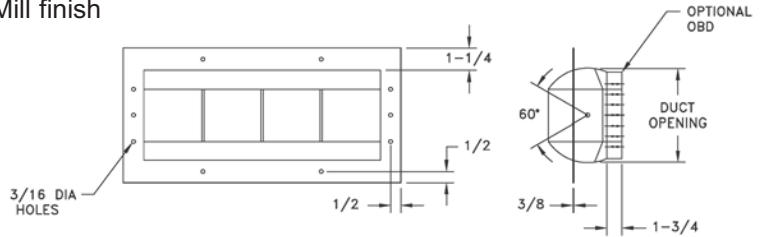


DL Drum Louver

- All-aluminum construction
- Horizontal and vertical air stream control
- Galvanized opposed-blade damper (optional)
- Adjustable drum and vane design
- White or Mill finish

Drum Louver Available Sizes	
6" x 12", 6" x 18", 6" x 24", 6" x 30", 6" x 48", 6" x 60"	
10" x 20", 10" x 25", 10" x 30", 10" x 35", 10" x 40", 10" x 50"	
12" x 30", 12" x 40", 12" x 50", 12" x 70"	
15" x 30", 15" x 50", 15" x 60", 15" x 70"	

Order H x W

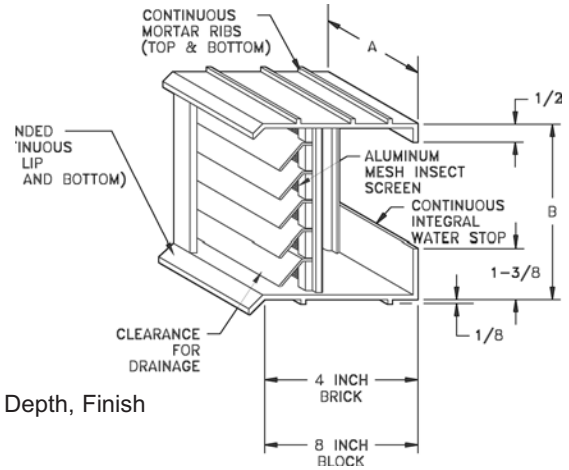


Duct Opening Sizing		
Listed Height Size	Duct Opening Height	Duct Opening Width
6	Listed Size Plus $\frac{5}{8}$	Listed Size Plus $1\frac{1}{8}$
10	Listed Size Plus $\frac{3}{8}$	Listed Size Plus $1\frac{1}{8}$
12	Listed Size Plus $\frac{3}{8}$	Listed Size Plus $1\frac{1}{8}$
15	Listed Size Plus $\frac{3}{8}$	Listed Size Plus $1\frac{1}{8}$



BV Brick/Block Vent
















- Extruded aluminum construction
- Standard masonry size
- Maximum water protection
- 6063-T5 extruded aluminum alloy
- 18 x 16 mesh aluminum insect screen standard
- 4" or 8" standard depth
- Satin Anodized finish



Note: To order specify Model, Depth, Finish

Example: BV168 8 SA

DIMENSIONS/FREE AREA

	BV Model	Masonry Opening Size	A Width Inches	B Height Inches	Free Area Sq. Ft.
STANDARD BRICK	802	ONE BRICK 	8	2 ¹ / ₂	.01
	805	TWO BRICK 	8	4 ³ / ₄	.06
	162	TWO BRICK 	16 ³ / ₈	2 ¹ / ₂	.02
	808	THREE BRICK 	8	7 ¹ / ₂	.13
	242	THREE BRICK 	24 ³ / ₄	2 ¹ / ₂	.04
	165	FOUR BRICK 	16 ³ / ₈	4 ³ / ₄	.14
	168	SIX BRICK 	16 ³ / ₈	7 ¹ / ₂	.30
	245	SIX BRICK 	24 ³ / ₄	4 ³ / ₄	.23
	248	NINE BRICK 	24 ³ / ₄	7 ¹ / ₂	.50
JUMBO BRICK	122	ONE JUMBO 	11 ⁵ / ₈	2 ¹ / ₂	.02
	125	TWO JUMBO 	11 ⁵ / ₈	4 ³ / ₄	.10
	128	THREE JUMBO 	11 ⁵ / ₈	7 ¹ / ₂	.21
MODULAR BLOCK	158	STANDARD BLOCK 	15 ¹ / ₂	7 ¹ / ₂	.30
	318	TWO STANDARD BLOCK 	31 ³ / ₈	7 ¹ / ₂	.66
	168	JUMBO BLOCK 	16 ³ / ₈	7 ¹ / ₂	.30

Notes:

1. Brick/Block vent depths are identical with or without the optional opposed-blade damper.
2. Contact factory regarding applications requiring custom size widths and/or heights.
3. Masonry opening sizes listed are representative of the blocks or bricks shown. Field dimensions must be verified to guarantee fit.




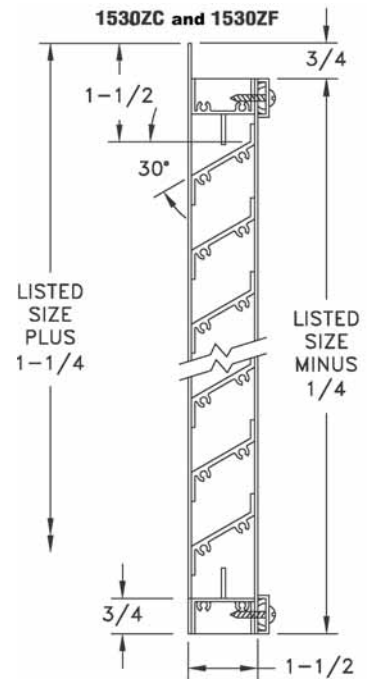
1530ZC Shown

1530ZC Stationary Louver

- Extruded aluminum construction
- Fixed Z blade louver
- Blades at 30-degree angle
- 1½" louver depth
- Channel frame
- Available with bird screen or insect screen
- Mill finish standard

1530ZF Stationary Louver

- Extruded aluminum construction
- Fixed Z blade louver
- Blades at 30-degree angle
- 1½" louver depth
- Flange frame
- Available with bird screen or insect screen
- Mill finish standard



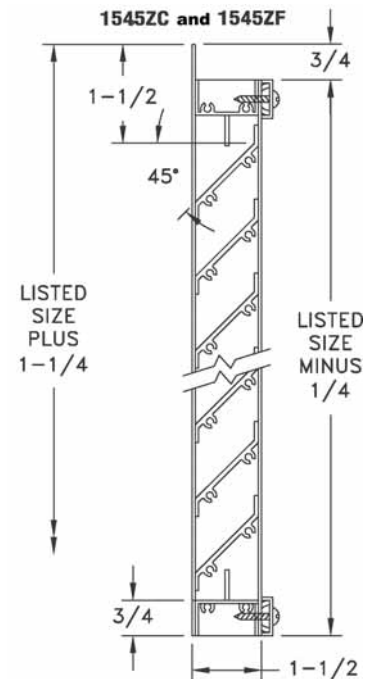
1545ZF Shown

1545ZC Stationary Louver

- Extruded aluminum construction
- Fixed Z blade louver
- Blades at 45-degree angle
- 1½" louver depth
- Channel frame
- Available with bird screen or insect screen
- Mill finish standard

1545ZF Stationary Louver

- Extruded aluminum construction
- Fixed Z blade louver
- Blades at 45-degree angle
- 1½" louver depth
- Flange frame
- Available with bird screen or insect screen
- Mill finish standard





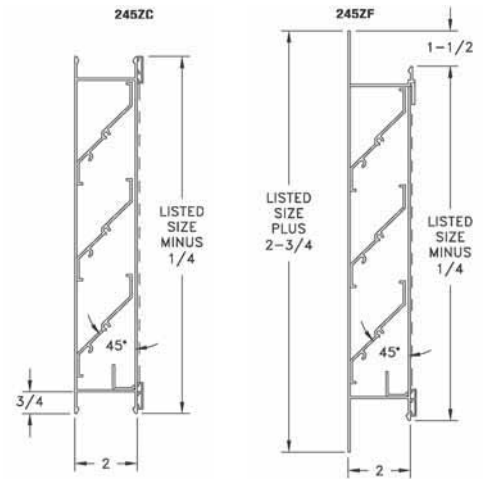
245ZF Shown

245ZC Stationary Louver

- Extruded aluminum construction
- Fixed-blade louver
- Blades at 45-degree angle
- 2" louver depth
- Channel frame
- Available with bird screen or insect screen
- Mill finish standard

245ZF Stationary Louver

- Extruded aluminum construction
- Fixed-blade louver
- Blades at 45-degree angle
- 2" louver depth
- Flange frame
- Available with bird screen or insect screen
- Mill finish standard



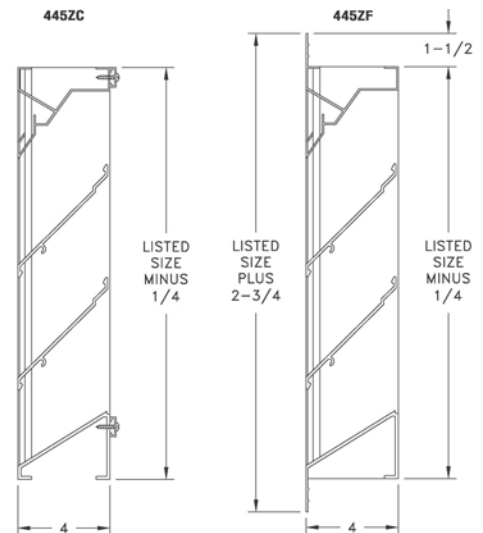
445ZF Shown

445ZC Stationary Louver

- Extruded aluminum construction
- Fixed-blade louver
- Blades at 45-degree angle
- 4" louver depth
- Channel frame
- Available with bird screen or insect screen
- Mill finish standard

445ZF Stationary Louver

- Extruded aluminum construction
- Fixed-blade louver
- Blades at 45-degree angle
- 4" louver depth
- Flange frame
- Available with bird screen or insect screen
- Mill finish standard



4ABC Adjustable Louver

- Extruded aluminum construction
- Adjustable baffle blades on 4" centers
- 4" louver depth
- Channel frame
- Max. one-piece size 60" W x 72" H
- Mill finish standard
- Lever activated, manually
- Blades open to 45°; closes fully

