

# Residential and Commercial

HVACR Standard Motor Catalog



HEATING

VENTILATION

AIR CONDITIONING

REFRIGERATION

AGRICULTURE






# THE NEW SYMBOL OF INNOVATION AND QUALITY IN HVACR MOTORS.

For more than a century the U.S. MOTORS® brand has stood for innovation, quality and reliability in industrial and commercial markets. Now, HVACR products will carry on the tradition.

Our brand is a bridge from the rich and solid past of Emerson brand motors to a bright and expanded future. The goal is simple: to put our HVACR customers' needs first by being the kind of brand they need today.

**U.S. MOTORS.** A new symbol of leadership in HVACR motors.




**NIDEC MOTOR CORPORATION**

[www.nidec-motor.com](http://www.nidec-motor.com) | [www.usmotors.com](http://www.usmotors.com)

Nidec Motor Corporation, 2012; All Rights Reserved.  
U.S. MOTORS® is a registered trademark of Nidec Motor Corporation. Nidec Motor Corporation trademarks followed by the ® symbol are registered with the U.S. Patent and Trademark Office.

# New Product Offerings



## RESCUE EcoTech® Dual Voltage Multi-Horsepower Blower

2

- ECM Motor upgrade to replace PSC blower motors
- Quick and easy installation directly to control board like the PSC motor
- Up to 82% Efficient
- Reducing watts by 25% in cooling/heating mode
- 75% watt reduction in circulation mode



## RESCUE® PSC Condenser Fan and Direct Drive Blower Motors

4


- The Ultimate Truck Stock Motor™
- Multi-Horsepower replacements to replace many different HP motors
- Flexible mounting features allow them to cover a variety of OEM motors
- Condenser fans in 42 & 48 Frame, direct drive blowers in 48 frame



## VariTough®

40

- 56-Frame, Three Phase condenser fans with true inverter duty construction
- Expanded 850 RPM offering along with 1140 RPM ratings
- Models with base and belly band mount
- 70°C (158°F) ambient temperature rated



## Oil Burner Motors

57

- High Efficiency PSC Design – OEM exact replacement
- No Mechanical Switch, Yielding Longer Life
- Drop-in Replacement for new style auto thermal protected designs



## NEMA Premium®+ Expanded Motor Line

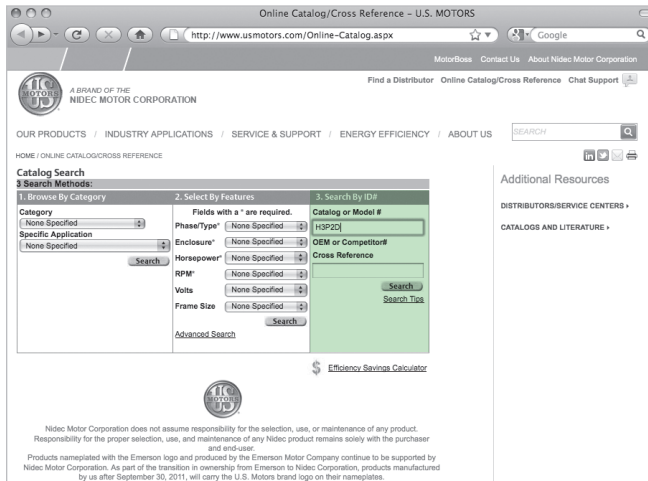
85

- EISA Compliant
- UNIMOUNT®, HOSTILE DUTY™ and Open Drip-Proof Motors with World Motor® Features
- Hazardous Location and Close Coupled Pump Motors
- Steel Frame TEFC through 10 HP including C-Face

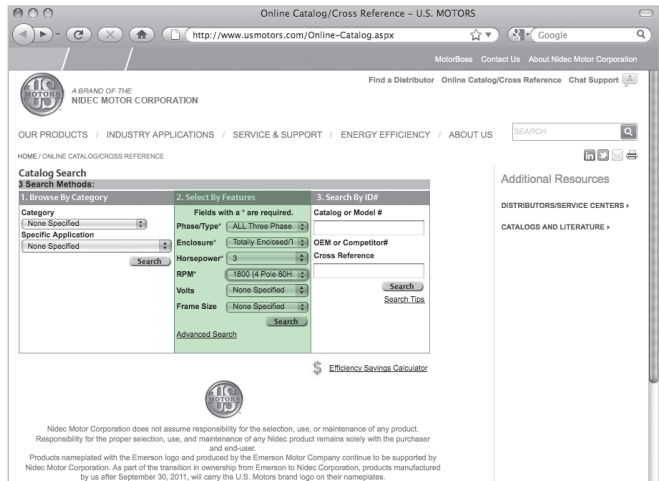
# eBusiness Solutions

eCatalog enables you to find the motor you need even if you have another manufacturer's part number.

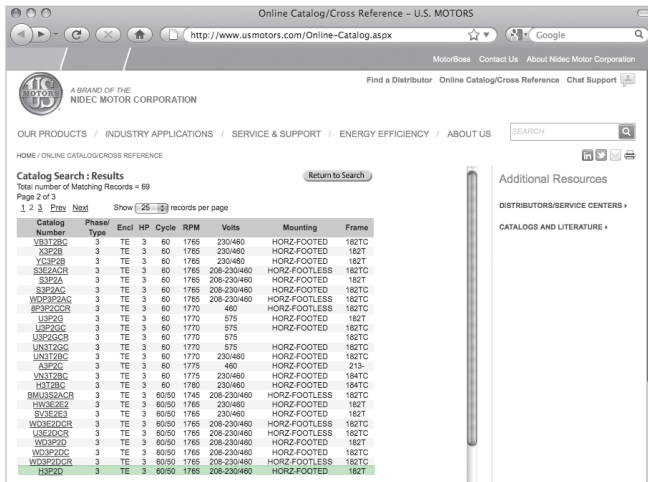
Start your search at [www.usmotors.com/Online-Catalog.aspx](http://www.usmotors.com/Online-Catalog.aspx)



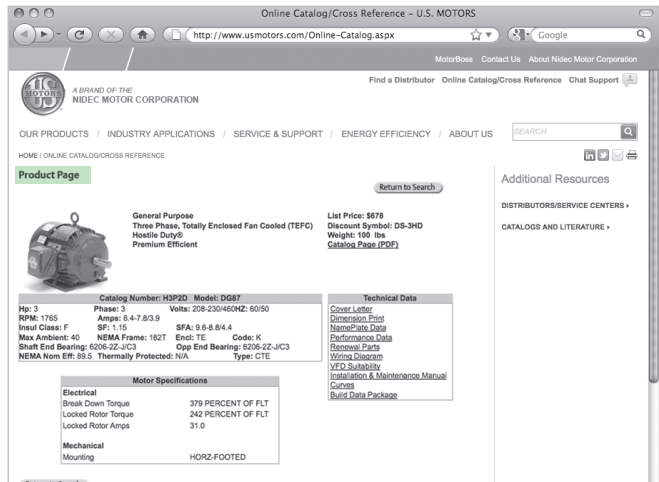
1 Type the manufacturer's part number into the cross reference area or...



...search by features by selecting specifications such as Phase, Enclosure, Horsepower, RPMs, Volts and Frame Size.



2 Select a motor best suiting your requirements from the search results...



3 ...this will take you to the product page. Go to MotorBoss® at [www.motorboss.com](http://www.motorboss.com) to check availability. If the motor requires an accessory, start the Online Configurator.

For assistance, chat online with one of our Customer Service Representatives.

† All marks shown within this document are properties of their respective owners.



# Customer Service

Quick. Accurate. Responsive.



**Our distribution centers are a vital link in our global supply chain providing:**

- Dedicated customer service professionals
- Expert factory technicians facilitate quick stock conversions
- Improved delivery response and accuracy
- State-of-the-art business operating systems enable staff to address urgent requests quickly
- Our customer service centers are certified by: UL®, CSA® and ISO® 9001-2000

## Satisfaction

### Customer Service Center Locations:

- Middleton, Pennsylvania
- Southaven, Mississippi
- Chino, California
- Naperville, Illinois
- Mt. Comfort, Indiana



### Helpful. Accessible. Reliable.

Contact our experienced, knowledgeable staff.




## Solutions

### Customer Service Hours:

- 7:30 a.m. to 5:00 p.m. CST
- Monday through Friday
- Toll-free 855-487-6686

For additional details, please contact your Customer Service Representative or Territory Manager.



† All marks shown within this document are properties of their respective owners.



# Table of Contents

## INTRODUCTION

New Products Offerings	
eBusiness Solutions	
Customer Service Centers	
<b>Table of Content</b> . . . . .	i–iii
<b>Quick Find Reference Guide</b> . . . . .	iv
Application & Brand Index . . . . .	iv
Important Information . . . . .	iv
Quick Summary HVACR Motor Cross Reference . . . . .	v
How To Use Motor Listings . . . . .	vi
HVACR Motor OEM Code Reference . . . . .	vi
Catalog Numbering System . . . . .	vii
<b>Motor Selection Guide Instructions</b> . . . . .	viii
Motor Selection Guide, 3.3" Diameter . . . . .	ix
Motor Selection Guide, 5.0" Diameter . . . . .	x–xi
Motor Selection Guide, 5.6" Diameter . . . . .	xii–xvii
Motor Selection Guide, 6.3" Diameter . . . . .	xviii–xx
Agency Approvals . . . . .	xxi
Suitability of Integral Horsepower (IHP)* Motors on Variable Frequency Drives . . . . .	xxii
Motor/Inverter Compatibility . . . . .	xxiii
Limited Warranty . . . . .	xxiv
Deferred & Extended Warranty Information . . . . .	xxiv

## HEATING AND AIR CONDITIONING MOTORS

<b>Heating and Air Conditioning Motors (HVACR) Overview</b> . . . . .	1
RESCUE EcoTech® High Efficiency Direct Drive Blower Motor . . . . .	2
RESCUE® PSC Direct Drive Fan, 3.3" Diameter, Open Air Over . . . . .	3
RESCUE® Motors Permanent Split Capacitor Condenser Fan 5.0" Diameter, Totally Enclosed, Air Over (TEAO) . . . . .	4
RESCUE® Motors Permanent Split Capacitor Condenser Fan 5.6" Diameter, Totally Enclosed, Air Over (TEAO) . . . . .	5
RESCUE® Motors Permanent Split Capacitor Direct Drive Fan & Blower, 5.6" Diameter, Open, Air Over . . . . .	6
OEM Replacement Draft Inducer Blowers & Motors . . . . .	7
OEM Replacement for Specific Manufacturers . . . . .	8–26
Shaded Pole Unit Bearing Fan Totally Enclosed . . . . .	27
Shaded Pole & PSC Direct Drive Fan 3.3" Diameter, Open and Totally Enclosed Designs . . . . .	28
Permanent Split Capacitor Condenser Fan 5.0" Diameter, Totally Enclosed, Air Over (TEAO) . . . . .	30
Refrigeration Condenser Fan 5.0" and 5.6" Diameter Open Drip-Proof, Totally Enclosed, Air Over and Open Air Over . . . . .	31
Permanent Split Capacitor PEP® High Efficiency Condenser Fan 5.6" Diameter, Totally Enclosed, Air Over (TEAO) . . . . .	32
Permanent Split Capacitor MOJAVE® Series Condenser Fan 5.6" Diameter, Totally Enclosed, Air Over (TEAO) . . . . .	33
Permanent Split Capacitor Condenser Fan 5.6" Diameter, Open Drip-Proof, Air Over . . . . .	34

Permanent Split Capacitor Condenser Fan 5.6" Diameter, Totally Enclosed, Air Over (TEAO) . . . . .	35–36
Permanent Split Capacitor Condenser Fan 5.6" Diameter, Open Drip-Proof, Air Over . . . . .	37
Permanent Split Capacitor Commercial Condenser Fan Open Drip-Proof & Totally Enclosed, Air Over . . . . .	38
Three Phase Commercial Condenser Fan, Open Drip-Proof, Air Over . . . . .	39
Three Phase VariTough® Inverter Duty Commercial Condenser Fan, Open Air Over . . . . .	40
Three Phase Commercial Belt-Drive Blower Motor Open Drip-Proof, Air Over Not Required . . . . .	41
21/29 Frame Replacement Motor 5.0" Diameter, Open Drip-Proof, Air Over . . . . .	42
Direct Drive Fan, Single & Double Shaft 5.0" Diameter, Open, Air Over . . . . .	43
Permanent Split Capacitor Direct Drive Fan Single Shaft 5.0" Diameter, Open, Air Over . . . . .	44
Permanent Split Capacitor Packaged Terminal A/C-Heat Pump 5.0" Diameter, Open, Air Over . . . . .	45
Permanent Split Capacitor Packaged Terminal A/C-Heat Pump 5.6" and 6.3" Diameter, Open, Air Over . . . . .	46
Permanent Split Capacitor Double Shaft Fan & Blower 5.6" Diameter, Two & Three Speed . . . . .	47
Permanent Split Capacitor Direct Drive Fan & Blower 5.6" Diameter, Open, Air Over . . . . .	48
Permanent Split Capacitor Direct Drive Fan & Blower 5.6" Diameter, Open, Air Over, High Efficiency . . . . .	49
Permanent Split Capacitor & Shaded Pole Flex Mount Direct Drive Fan & Blower 5.0" & 5.6" Diameter, Open, Air Over . . . . .	50
Shaded Pole & Permanent Split Capacitor Unit Heater Fan 5.0", 5.6" & 6.3" Diameter, Totally Enclosed, Air Over . . . . .	51
Split Phase Belted Fan & Blower NEMA®† 48 Frame, Single & Two Speed . . . . .	52
Split Phase Belted Fan & Blower Open Drip-Proof, NEMA®† 56 Frame, Single & Two Speed . . . . .	53
Split Phase Belted Fan & Blower Open Drip-Proof . . . . .	54
Capacitor Start Belted Fan & Blower Open Drip-Proof, Resilient Base . . . . .	55
Split Phase Evaporative Cooler 6.3" Diameter, Open Drip-Proof . . . . .	56
Split Phase and Capacitor Start Oil Burner Totally Enclosed When Mounted . . . . .	57
Shaded Pole & Permanent Split Capacitor Ventilation Direct Drive Blower 5.0", 5.6" & 6.3" Diameter, Open, Air Over . . . . .	58
Permanent Split Capacitor Ventilation Direct Drive Blower 5.6" & 6.3" Diameter, Totally Enclosed, Air Over (TEAO) . . . . .	59
Split Phase Ventilation Direct Drive Blower 5.6" or 6.3" Diameter, Open Drip-Proof, Air Over . . . . .	60
Ventilation Circulator Motor, Yoke Mount Fan Motors . . . . .	61
Painted Washdown, Yoke Mount Fan Motors . . . . .	61
Accessories . . . . .	62–63
Resilient Base Cradle Kits for PSC & Shaded Pole Motors . . . . .	63

† All marks shown within this document are properties of their respective owners.



# Table of Contents

**GENERAL PURPOSE SINGLE PHASE MOTORS**

**General Purpose Single Phase Motors Overview** ..... 65

- General Purpose Single Phase
  - Open Drip-Proof (ODP), Split Phase ..... 66
- General Purpose Single Phase
  - Totally Enclosed, Fan Cooled (TEFC) Split Phase ..... 67
- General Purpose Single Phase
  - Open Drip-Proof (ODP), Resilient Base, Capacitor Start ..... 68
- General Purpose Single Phase
  - Open Drip-Proof (ODP) Rigid Base, Capacitor Start ..... 69–70
- General Purpose Single Phase
  - Open Drip-Proof (ODP), C-Face, Capacitor Start ..... 71
- General Purpose Single Phase
  - Totally Enclosed, Fan Cooled (TEFC) Rigid Base, Capacitor Start .. 72–73
- General Purpose Single Phase
  - Totally Enclosed, Fan Cooled (TEFC) C-Face, Capacitor Start ..... 74–75

**AGRICULTURE MOTORS**

**Agriculture Motors Overview** ..... 77

- Special Application Agriculture Single Phase,
  - Totally Enclosed, Fan Cooled (TEFC),
    - Ultra High Torque, Capacitor Start ..... 78
- Special Application Air Compressor Single Phase,
  - Open Drip-Proof (ODP) ..... 78
- Special Application Agriculture Single Phase,
  - Totally Enclosed, Fan Cooled (TEFC)
    - Agri Duty High Torque, Capacitor Start ..... 79
- Special Application Agriculture Single Phase
  - Aeration Fan & Crop Dryer ..... 80
- Special Application Farm Single & Three Phase
  - Direct Drive Poultry Fan ..... 81
- Special Application Farm Single & Three Phase
  - Direct Drive Poultry Fan ..... 82
- Special Application Agriculture Auger Duty Motors ..... 83
- Special Application Agriculture Agri Duty Fan and Hatcher/Setter Motors .. 84

**GENERAL PURPOSE MOTORS**

**General Purpose Motors Overview** ..... 85

- General Purpose Three Phase
  - Open Drip-Proof (ODP)
    - NEMA Premium<sup>®†</sup> Efficient – IE3 ..... 86–91
- General Purpose Three Phase
  - Open Drip-Proof (ODP)
    - NEMA Premium<sup>®†</sup> Efficient – IE3, C-Face ..... 92
- General Purpose Three Phase
  - Open Drip-Proof (ODP)
    - Energy Efficient, Resilient Base ..... 93
- General Purpose Three Phase
  - Open Drip-Proof (ODP)
    - Energy Efficient, C-Face ..... 93
- General Purpose Three Phase
  - Totally Enclosed, Fan Cooled (TEFC)
    - UNIMOUNT<sup>®</sup> NEMA Premium<sup>®†</sup> Efficient – IE3 ..... 94–97
- General Purpose Three Phase
  - Totally Enclosed, Fan Cooled (TEFC)
    - UNIMOUNT<sup>®</sup> NEMA Premium<sup>®†</sup> Efficient – IE3, C-Face Footed .... 98–99

- General Purpose Three Phase
  - Totally Enclosed, Fan Cooled (TEFC)
    - UNIMOUNT<sup>®</sup> Energy Efficient, C-Face Footless ..... 100–101
- General Purpose Three Phase,
  - UNIMOUNT<sup>®</sup>, Totally Enclosed, Fan Cooled (TEFC) Multi-Speed ..... 102
- General Purpose Three Phase
  - Totally Enclosed, Fan Cooled (TEFC)
    - HOSTILE DUTY™ NEMA Premium<sup>®†</sup> Efficient – IE3 ..... 103–107
- Definite Purpose Three Phase
  - Totally Enclosed, Fan Cooled (TEFC)
    - UNIMOUNT<sup>®</sup>, Inverter Duty 10:1 (6-60 Hz) Speed Range
      - Variable Torque ..... 108
- Definite Purpose Three Phase
  - Totally Enclosed, Fan Cooled (TEFC)
    - HOSTILE DUTY™, Inverter Duty 10:1 (6-60 Hz) Speed Range
      - Variable Torque ..... 109–110
- Definite Purpose Three Phase
  - Totally Enclosed, Fan Cooled (TEFC)
    - HOSTILE DUTY™, Inverter Duty 10:1 (6-60 Hz) Speed Range
      - Constant Torque ..... 111
- Definite Purpose Three Phase
  - Open Drip-Proof (ODP)
    - Inverter Duty 10:1 (6-60 Hz) Speed Range
      - Variable Torque ..... 112–113

**VARIABLE FREQUENCY DRIVES**

**VARIDYNE<sup>®</sup> 2 Sensorless Vector AC Drives Overview** ..... 115

- Varidyne<sup>®</sup> 2 Variable Frequency Drives ..... 116–118

**COOLING TOWER DUTY MOTORS**

**Cooling Tower Duty Motors Overview** ..... 119

- ReadyLine<sup>®</sup> Cooling Tower Duty, Three Phase
  - Totally Enclosed, Fan Cooled (TEFC), NEMA Premium<sup>®†</sup> Efficient,
    - Inverter Duty 10:1 (6-60 Hz) Variable Torque ..... 120–122
- ReadyLine<sup>®</sup> Cooling Tower Duty, Three Phase
  - Totally Enclosed, Fan Cooled (TEFC), Premium Efficient,
    - 2-Speed, 1-Winding ..... 123–125
- ReadyLine<sup>®</sup> Cooling Tower Duty, Three Phase
  - Totally Enclosed, Fan Cooled (TEFC), Premium Efficient,
    - 2-Speed, 2-Winding, 2-100 HP ..... 126–128
- ReadyLine<sup>®</sup> Cooling Tower Duty, Three Phase
  - Totally Enclosed, Air Over (TEAO), NEMA Premium<sup>®†</sup>,
    - Inverter Duty, 10:1 (6-60 Hz) Variable Torque, 2-100 HP ..... 129–131
- ReadyLine<sup>®</sup> Cooling Tower Duty, Three Phase
  - Totally Enclosed, Air Over (TEAO), Premium Efficient,
    - 2-Speed, 1-Winding ..... 132–134
- ReadyLine<sup>®</sup> Cooling Tower Duty, Three Phase
  - Totally Enclosed, Air Over (TEAO), Premium Efficient,
    - 2-Speed, 2-Winding, 2-100 HP ..... 135–137

**COMMERCIAL DUTY PUMP MOTORS**

**Commercial Duty Pump Motors Overview** ..... 139

**Three Phase**

- Special Application Commercial Pump Three Phase
  - Totally Enclosed, Fan Cooled (TEFC) C-Face ..... 140–142

† All marks shown within this document are properties of their respective owners.



# Table of Contents

Special Application Commercial Pump Three Phase Open Drip-Proof (ODP) C-Face .....	143–144
---	---------

## Single Phase

Special Application Commercial Pump Single Phase Totally Enclosed, Fan Cooled (TEFC) C-Face .....	145
Special Application Commercial Pump Single Phase Open Drip-Proof (ODP) C-Face .....	146
Special Application Carbonator Pump Single Phase Open Drip-Proof (ODP) Split Phase .....	147

## Split Phase

Split Phase Hot Water Circulating Pump, Open Drip-Proof (ODP) .....	148
---	-----

## CLOSE COUPLED PUMP MOTORS

<b>Close Coupled Pump Motors Overview</b> .....	149
---	-----

Special Application Close Coupled Pump Three Phase Totally Enclosed, Fan Cooled (TEFC) NEMA Premium <sup>†</sup> Efficient (JM Shaft – Footed) .....	150
Special Application Close Coupled Pump Three Phase Totally Enclosed, Fan Cooled (TEFC) Energy Efficient (JM Shaft – Footed) .....	151
Special Application Close Coupled Pump Three Phase Totally Enclosed, Fan Cooled (TEFC) Energy Efficient (JP Shaft – Footed & Westcoast Shaft – Footed) .....	152
Special Application Close Coupled Pump Three Phase Open Drip-Proof (ODP) NEMA Premium <sup>†</sup> Efficient .....	153
Special Application Close Coupled Pump Three Phase Open Drip-Proof (ODP) Energy Efficient (JM Shaft – Footed) .....	154
Special Application Close Coupled Pump Three Phase Open Drip-Proof (ODP) Energy Efficient (JP Shaft – Footed) .....	155
Special Application Close Coupled Pump Single Phase Totally Enclosed, Fan Cooled (TEFC) (JM Shaft – Footed & JP Shaft – Footed) .....	156
Special Application Close Coupled Pump Single Phase Open Drip-Proof (ODP) (JM Shaft – Footed & JP Shaft – Footed) .....	157

## FIRE PUMP MOTORS

<b>Fire Pump Motors Overview</b> .....	159
--	-----

Special Application Three Phase Open Drip-Proof (ODP), Energy Efficient Motors UL <sup>®†</sup> Listed for Fire Pump Applications .....	160–161
Special Application Three Phase Open Drip-Proof (ODP) Fire Pump Motors, Vertical Close Coupled Pump UL <sup>®†</sup> Listed for Fire Pump Applications .....	162

## RESIDENTIAL WATER SYSTEM PUMP MOTORS

<b>Residential Water System Pump Motors Overview</b> .....	163
--	-----

Special Application Single Phase, Open Drip-Proof (ODP) Jet Pump, Square Flange & C-Face, Capacitor Start .....	164
--	-----

## KITS & ACCESSORIES

<b>Kits &amp; Accessories Overview</b> .....	165
--	-----

C-Face Kits .....	166–167
D-Flange Kits .....	168
Dripcover Kits .....	169
Cast Iron Conversion Kits .....	170
Bases & Slide Rail Kits .....	170
Brake Kits .....	171
Fan Kits .....	172
Roller Bearing Kits and Bearing Isolator/Grounding Seal Kits .....	173

## TERMS & GUIDES

Terms & Conditions of Sale .....	174
----------------------------------	-----

Motor Terminology Guide .....	175–177
-------------------------------	---------

NEMA <sup>®†</sup> Dimension Guide .....	178–179
--	---------

## INDEX

<b>Index Sorted by Catalog Number</b> .....	180–200
---	---------

Motor Selection Help Fax Sheet	
--------------------------------	--

ATTENTION: Distribution Technical Service .....	201
---	-----

<sup>†</sup> All marks shown within this document are properties of their respective owners.





# Quick Find Reference Guide

## Application & Motor Brand Index

Application	Page	Application	Page	Application	Page
Above Ground Pools	Note: PS	EPAct Efficiency	85-113	Pedestal Fan Motors	61
ACCU-Torq®	Note: FL	Evaporative Coolers	56	Permanent Magnet DC	Note: FL
Adjustable Frequency Drives	115-118	Fan & Blower	47-55	Pharmaceutical	Note: FL
Aeration Fans	80	Farm Duty	77-81	Pool Cleaner	Note: PS
Air Compressors	78	Feeders	83	Pool Pump	Note: PS
Air Conditioner Fans, Blowers	1-54	Fire Pumps	159-162	Poultry Auger Feeders	83
Augers	83	Food Processing Equipment	Note: FL	Pumps	139-164
Automotive Duty	Note: FL	Freezer Blowers	28	ReadyLine®	119-137
Bakery	Note: FL	Furnace Blowers	44-54	Refrigeration	31
Belted Fans, Blowers	54-55	Gate Openers	Note: FL	RESCUE®	2-6
Brake Kits	171	Grain Stirrers	78	RESCUE EcoTech®	2
Brake Motors	Note: FL	Hazardous Location	Note: FL	Room AC/Central AC	1-55
Carbonator Pump	147	High Torque Farm	78-79	Severe Duty	Note: FL
C-Face Kits	166-167	HOSTILE DUTY™	103-107	Silo Unloaders	78-79
C-Face Mount	Note: FL	HVAC	1-63	Spa Pumps	Note: PS
Close Coupled Pump	149-157	IEEE 841®	Note: FL	Square Flange Pool & Spa	Note: PS
Commercial Pump	139-148	Inground Swimming Pools	Note: PS	Stainless Steel	Note: FL
Compressors	78	Instant Reverse	Note: FL	Swimming Pool Pump	Note: PS
Condenser Fans	4-5, 30-40	Inverter Duty	108-113	TITAN®	Note: FL
Conveyors	Note: FL	Inverter & Drives	115-118	Two Speed Three Phase	102
Cooling Towers	119-137	Irrigation Systems	149-157	UNIMOUNT®	98-102, 108
CORRO-DUTY®	Note: FL	Jet Pump	163-164	Unit Heaters	51
Crop Dryers	80	Jetted Tubs	Note: PS	Vacuum Pumps	78
DC (Direct Current)	Note: FL	Machine Tools	103-107	VariTough®	40
D-Flange Kits	168	MOJAVE® Condensers	33	Vector Duty	Note: FL
Direct Drive Fans & Blowers	2-3, 6, 28, 43-50	NEMA Premium® IEC, ODP	86-92	Vertical HOLLOSHAFT®	Note: FL
Door Openers	Note: FL	NEMA Premium® IEC, TEFC	94-99, 103-107	Washdown	Note: FL
Dripcover Kits	169	Oil Burners	57		
Elevators	Note: FL	PEP® Condensers	32		

Note FL: Full Line Standard Motor Catalog Note PS: Pool & Spa Standard Motor Catalog

### Important Information

Nidec Motor Corporation has made every effort to ensure the integrity of the contents of this catalog. However, Nidec Motor Corporation cannot accept responsibility for errors, that may have been caused by changing model/catalog numbers, or for typographical or clerical errors in the preparation of this catalog. The motor data and dimensions are provided for reference only. Certified dimensions and performance data will be furnished upon request. Prices are subject to change without notification.

Nidec Motor Corporation does not assume responsibility for the selection, use, or maintenance of any product. Responsibility for the proper selection, use, and maintenance of any Nidec Motor Corporation product remains solely with the purchaser and end-user. Nidec Motor Corporation is responsible for the quality and workmanship of our products. The purchaser and end user assume full responsibility for the total system design and functionality of the application utilizing such motors and drives as validated by purchaser's or the end user's qualification and governing

standards compliance testing. All technical advice provided by Nidec Motor Corporation with respect to the incorporation of our products into your application is given without charge and Nidec Motor Corporation assumes no obligation or liability for the advice given or the results obtained.

The contents of this publication are presented for informational purposes only, and while every effort has been made to ensure their accuracy, except for Nidec Motor Corporation's standard Limited Warranty stated herein, they are not to be construed as warranties or guarantees, expressed or implied, regarding the products described herein or their use or applicability. Nidec reserves the right to modify or improve the designs or specifications of such products at any time without notice.

The following is a list of Nidec Motor Corporation U.S. trademarks for products and services in this catalog. Nidec Motor Corporation trademarks followed by the ® symbol are registered with the U.S. Patent and Trademark Office.

- |             |               |                 |                 |              |
|-------------|---------------|-----------------|-----------------|--------------|
| 841 PLUS®   | EXTREME E®    | Inverter Grade® | RESCUE EcoTech® | VariTough®   |
| ALLGUARD®   | E-Z Access™   | MOJAVE®         | TITAN®          | World Motor® |
| ACCU-Torq®  | EZ-FIT®       | MotorBoss®      | UNIMOUNT®       |              |
| Ballomatic® | EZ48®         | MOTORPRO®       | U.S. MOTORS®    |              |
| CORRO-DUTY® | HOLLOSHAFT®   | ReadyLine®      | Varidrive®      |              |
| Economizer® | HOSTILE DUTY™ | RESCUE®         | Varidyne®       |              |

† All marks shown within this document are properties of their respective owners.



# Quick Summary

## HVACR Motor Cross Reference

Motor Description	Model U.S. MOTORS®	<b>RESCUE</b> Upgrade	High Efficiency Upgrade	Model AOS	Model Fasco	Model GE	Model Magnetek	Model Marathon
<b>Condenser Fan, Totally Enclosed, All Position Mounting</b>								
1/6 HP	1859	5462	1859PEP	FSE1016SV1	D917	3727	184	X411
1/4 HP	1860	5462	1860PEP	FSE1026SV1	D909	3728	176	X412
1/3 HP	1861	5462	1861PEP	FSE1036SV1	D908	3729	175	X413
1/2 HP	1862	5465	1862PEP	FSE1056SV1	D907	3730	187	X414
3/4 HP	1868	5482H		FSE1076SV1	D933	3731	779	X095
<b>Condenser Fan, Open Drip-Proof, Shaft Up or Horizontal Applications</b>								
1/6 HP		5462	1859PEP	FS1016S	D927	3327		
1/4 HP	3851	5462	1860PEP	FS1026S	D749	3328	0500	X213
1/3 HP	6880	5462	1861PEP	FS1036S	D748	3329	0501	X214
1/2 HP	3852	5465	1862PEP	FS1056S	D745	3330	0502	X221
3/4 HP	3097	5482H		FS1076S	D929	3331	738	X298
<b>Direct Drive 115 Volts</b>								
1/4 HP	1863	5460	5520ET / 5522ET	DL1026	D721	3583	0533	X000
1/3 HP	1864	5460	5520ET / 5522ET	DL1036	D727	3585	0532	X002
1/2 HP	1865	5460	5530ET / 5532ET	DL1056	D701	3587	0531	X004
3/4 HP	8904	5470	5540ET / 5542ET	DL1076	D728	3589	0678	X009
1 HP	8906		5550ET / 5552ET	BDL1106				
<b>Direct Drive 208-230 Volts</b>								
1/4 HP	1971	5461	5521ET / 5522ET	D1026	D725	3584	0530	X001
1/3 HP	1972	5461	5521ET / 5522ET	D1036	D923	3586	0529	X003
1/2 HP	1973	5461	5531ET / 5532ET	D1056	D703	3588	0528	X005
3/4 HP	8905	5471	5541ET / 5542ET	D1076	D729	3590	0679	X010
1 HP	8907		5551ET / 5552ET	BDL1106				
<b>Belt Drive 115 Volts</b>								
1/4 HP	8000			GF2024		4701	933	B206
1/3 HP	8100			GF2034		4706	934	B207
1/2 HP	8200			GF2054		4708	935	B208
<b>Oil Burner</b>								
1/8 HP 1725 RPM	3196			EL2005		4782	723	O600
1/7 HP 3450 RPM	3274			OBK6002		4777		O701
1/7 HP 3450 RPM	5866			EL2002V1		4779	F225	O100
1/7 HP 3450 RPM	3083			EL2002		4779	F225	O100
1/6 HP 1725 RPM	3252			EL2014		4784	726	O601
1/4 HP 3450 RPM	2302			EL2022		4785	F335	O004
<b>Three Phase GP ODP 1800 RPM 208-230/460 Volts NEMA Premium<sup>†</sup></b>								
1HP 143T	D1E2D		D1P2D	E100		K2005	E100	E715
1-1/2HP 145T	D3E2D		D3P2D	E101		K2006	E101	E716
2HP 145T	D2E2D		D2P2D	E102		K2007	E102	E717
3HP 182T	D3E2D		D3P2D	E226		S2504	E226	E718
5HP 184T	D5E2D		D5P2D	E227		S2511	E227	E719
7-1/2HP 213T	D7E2D		D7P2D	E300		S2518	E300	E720
10HP 215T	D10E2D		D10P2D	E301		S2525	E301	E721
15HP 254T	D15E2D		D15P2D	E449		S2532	E449	E722
20HP 256T	D20E2D		D20P2D	E457		S2539	E457	E723
25HP 284T	D25E2D		D25P2D	E546		S2127	E546	E724

† All marks shown within this document are properties of their respective owners.



# How To Use Motor Listings

## Select the Application:

Air Conditioner, Fan, Pump, etc.

## Select the Motor Type:

Capacitor Start, Split Phase, Shaded Pole, Permanent Split Capacitor, Or Three Phase

## Select the Enclosure:

Open Drip-Proof, Totally Enclosed, etc.

## Select the Mounting Type:

Resilient Base, Rigid Base, Stud, etc.

## Select Other Parameters:

Horsepower, Voltage, Speeds, Service Factors, Bearing type, etc.

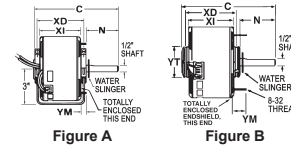

### Permanent Split Capacitor Condenser Fan 5.6" Diameter, Open Drip-Proof, Air Over

#### APPLICATIONS:

For use on condenser cooling fans.

#### FEATURES:

- High Efficiency Economizer<sup>®</sup> Rated (except as noted)
- 20" or 30" Leads unless otherwise noted
- Double Flats on Shaft—Economizer<sup>®</sup> Models
- Capacitor Mounting Holes in Frame Band
- Designed for use with 370V Capacitors
- Automatic Reset Thermal Overload Protector
- Sleeve Bearings have All Angle Thrust System
- Enclosed Endshield at Shaft End
- Continuous Duty, Air Over
- Class B Insulation
- Green Ground Lead
- Extended Studs
- 60 Hz
- Reversible Rotation
- Water Slinger
- Discout Symbol: DS-3HAC



#### Resilient Base, Shaft Up or Horizontal, With Capacitor

HP	RPM/ Spds.	Voltage	Catalog Number	List	Bearings	Cap. MFD	Amps	Shaft N	Base XD	Shell XI	Total C	Stud YM	Ship Wt.	Notes	OEM
1/4	1075	230	3846	\$257	Slv	5.0	1.9	4.9	5.1	4.6	10.4	1	15	62	
1/3	1625	230	4811	\$259	Slv	5.0	1.8	4.9	5.1	4.6	10.7	1	16		
	1625	230	4961	\$360	Ball	5.0	1.8	4.9	5.1	4.6	10.7	1	17	62	
	1075	230	3847	\$269	Slv	7.5	2.2	4.9	5.5	4.9	10.9	1	16		
	1075	230	4960	\$295	Ball	7.5	2.2	4.9	5.4	4.8	10.9	1	16		
1/2	1075	230	3848	\$280	Slv	7.5	3.1	5.0	6.5	5.9	12.0	1	19		
	1075	230	7025	\$349	Ball	7.5	3.1	4.9	6.4	6.0	11.9	1	18		

#### Hub Ring Mount (2 1/4"), Shaft Up or Horizontal, Without Capacitor (unless otherwise noted)

HP	RPM/ Spds.	Voltage	Catalog Number	List	Bearings	Cap. MFD	Amps	Shaft N	Base XD	Shell XI	Total C	Stud YM	Ship Wt.	Notes	OEM
1/5-1/6	1075	208-230	8537	\$144	Slv	5.0	1.4/1.8	3.31	4.1	3.56	7.4		10	62	RH
1/4	1075	230	8054	\$209	Slv	4.0	1.9	3.0	4.4	3.8	7.9		12		LE
			825	\$208	Ball	5.0	3.0	6.0	6.9	6.4	12.9	1	19	64	
1/3	825	208-230	7040	\$342	Ball	7.5	2.6	6.0	6.4	6.0	12.4	1	18		
			825	\$358	Ball	12.5	2.8	6.0	6.7	5.8	13.2	1	21		

LE = Lennox RH = Rheem

Note 62: Not an Economizer<sup>®</sup> model  
Note 64: Capacitor Supplied Detached

All dimensions given in inches unless otherwise noted.

## Order Motors by Catalog Number

## HVACR Motor OEM Code Reference

Many HVACR motors have been designed as direct replacement for OEM applications. Such ratings are identified by a two digit code in the right most column of the motors listings. These codes correspond with the following original equipment manufacturers (OEM).

Additional information about each of the OEM motors in the OEM Replacement section of the catalog, pages 7–26.

Code	OEM
AA	Aaron
AD	Addison
SE	Sears
AM	Amana
AR	Arkla
BO	Bohn
CA	Carrier
CO	Copeland
DB	Dunham Bush
FE	Fedders
GB	Gibson
HR	Hill Refrigeration
HU	Hussmann

Code	OEM
IC	ICP
IE	IEC
KR	Krack
LA	Larkin
LE	Lennox
MQ	McQuay
MI	Miller
RH	Rheem
TE	Tecumseh
TR	Trane
TY	Tyler
WP	Whirlpool
YK	York

† All marks shown within this document are properties of their respective owners.



# Catalog Numbering System

<b>C</b> CORRO-DUTY*	<b>25</b> 25 HP	<b>E</b> Energy Efficient Three Phase	<b>( )</b>	<b>2</b> 4 Pole	<b>B</b> 230/460 Volts	<b>( )</b>	<b>( )</b>	<b>C</b> C-Face	<b>R</b> No Base (Footless)	<b>( )</b>
<b>1</b>	<b>2</b>	<b>3</b>	<b>4</b>	<b>5</b>	<b>6</b>	<b>7</b>	<b>8</b>	<b>9</b>	<b>10</b>	<b>11</b>

## 1 PRODUCT FAMILY

8P	841 PLUS*
A	AUTOMOTIVE DUTY
AB	AUTO DUTY BRKLESS BRKMTR
B	INVERTER DUTY BLOWER COOLED
BD	BELT DRIVE FAN
BF	BRAKE MOTOR-FAST
BM	BRAKE MOTOR
BMU	UNIMOUNT* BRAKE MOTOR
BR	BRAKE MOTOR-FCR
C	CORRO-DUTY*
CA	CORRO-DUTY* ARCTIC DUTY
CJ	CORRO-DUTY* CCP
CO	CONDENSER FAN
D	ODP GEN. PURPOSE
DC	ODP COMPRESSOR
DD	DIRECT DRIVE FAN
DH	DRY HYDRO
DJ	ODP CCP MOTOR
E	ELEVATOR MOTOR - L32 FLANGE
EE	COMMERCIAL PUMP/GEN. PURPOSE
ELT	E-LINE*
EZ	ELEVATOR MOTOR - Z-FLANGE
FD	FARM DUTY
FDU	FARM DUTY - ULTRA HIGH TORQUE
FF	FIREPUMP
FP	FLOOR POLISHER - 1 PHASE
H	HOSTILE DUTY
HC	HOSTILE DUTY - ALL CAST IRON
HJ	HOSTILE DUTY CCP
HO	HIGH THRUST OPEN
HS	HIGH THRUST OPEN - 1 PHASE
HT	HIGH THRUST TEFC
HW	COOLING TOWER TEAO
HW	COOLING TOWER TEFC
J	CCP
JD	JET PUMP OPEN MOTOR
JT	JET PUMP TEFC MOTOR
KT	FINISHED GOODS KITS
LD	L.S. BUYOUT ODP
LT	L.S. BUYOUT TEFC
M	IEC METRIC
NO	NORMAL THRUST OPEN
NT	NORMAL THRUST TEFC
PD	PEDESTAL FAN
PF	POWER FACTOR CORR CAPS
PT	POWER TOOL
PW	PRESSURE WASHER
S	UNIMOUNT* ROLLED STEEL
T	TEFC
TA	TEAO
TN	TENV
U	UNIMOUNT*
UI	UNIMERSE*
UJ	UT CCP
UN	UT TENV
UV	UT TEAO
VB	VECTOR BLOWER COOLED
VN	VECTOR NON-VENT
WD	WASHDOWN DUTY
WDP	WASHDOWN DUTY PAINT FREE
WDS	WASHDOWN DUTY ALL STAINLESS
WI	WEATHER PROTECTED TYPE I
WII	WEATHER PROTECTED TYPE II
X	HAZ. LOCATION DUAL LABEL
XA	HAZ. LOCATION AUTOMOTIVE DUTY
XC	HAZ. LOCATION DUAL LABEL CORRO-DUTY*
XJ	HAZ. LOCATION DUAL LABEL CCP
XS	HAZ. LOCATION DUAL STEEL FRAME
Y	HAZ. LOCATION SINGLE LABEL
YC	HAZ. LOCATION SINGLE LABEL CORRO-DUTY*
YS	HAZ. LOCATION SINGLE LABEL CCP

## 2 HP

00	SPECIAL
0110	1/10
0112	1/12
18	1/8
16	1/6
14	1/4
13	1/3
12	1/2
34	3/4
1	1
32	1-1/2
2	2
3	3
5	5
7	7-1/2
10	10
15	15
20	20
25	25
30	30
40	40
50	50
60	60
75	75
100	100
125	125
150	150
200	200
etc.	

## 3 ELECTRICAL

A	PERM SPLIT CAP (1Ø)
B	SPLIT PHASE (1Ø)
C	CAP START (1Ø)
D	CONSTANT TORQ 2WDG (3Ø)
E	ENERGY EFFICIENT (3Ø)
F	CONSTANT HP 1WDG (3Ø)
G	CONSTANT HP 2WDG (3Ø)
K	VAR TORQ 2WDG (3Ø)
L	VAR TORQ 1WDG (3Ø)
P	PREMIUM EFFICIENT (3Ø)
Q	DESIGN C (3Ø)
R	CONSTANT TORQ 1WDG (3Ø)
S	STD EFFICIENT (3Ø)
T	INV DUTY CON TORQ (3Ø)
V	INV DUTY VAR TORQ (3Ø)

DEFAULT MULTI-SPEED IS STD EFF  
P&E PRECEDING MULTI-SPD ARE  
P PREM EFF  
E ENERGY EFF

## 4 SECOND ELECTRICAL

FRACTIONAL & TITAN\* WHERE REQUIRED

A	AUTO PROTECT
M	MANUAL PROTECT
R	INSTANT REVERSING GATE & DOOR
T	TWO COMPARTMENT
Y	TITAN* F RISE @ 1.0 SF

## 5 POLES

1	2P
2	4P
3	6P
4	8P
5	10P
6	12P
7	14P
8	16P
9	4/8P
10	4/6P
12	2/4P
26	4/12P
34	6/8P
36	6/12P

## 6 VOLTAGES

2	2300
A	208-230/460 or 200-230/460
B	230/460
C	460
D	208-230/460 & 190/380
E	230/460 & 190/380
F	460/380
G	575
H	200
I	90
J	115/208-230
K	230 & 208-230
L	110/220
M	220/440 & 208-220/440
N	115
P	115/230
Q	180 (DC) & 190/380 (DC)
R	220/380-440 (Y-DELTA)
S	460 PWS
T	208/230
U	230/460 & 190/380 & 220/415
V	4000
W	2300/4000
X	200/400
Y	220/415
Z	OTHER

## 7 FRAME

DEFAULT	56 FRAME
	(FRACTIONAL 3Ø & ALL 1Ø)
	NEMA FRAME ASSIGNMENT
	(INTEGRAL HP)
FRACTIONAL 3Ø & ALL 1Ø	
	4 = 48
	42 = 142
	14 = 140
	18 = 180
	21 = 210
	H = SPECIAL NEMA 56H
INTEGRAL HP 3Ø	
	F = DOWN FRAME
	G = UPFRAME
AIR CIRCULATORS/FANS	
	20 = 20" CIRC. HEAD DIA.
	24 = 24" CIRC. HEAD DIA.
	30 = 30" CIRC. HEAD DIA.

## 8 SHAFT (1ST DIGIT)

DEFAULT	T SHAFT; STD 48 OR 56
	VSS (VERTICAL)
S	SHORT SHAFT
L	VHS
M	JM
P	JP
J	WEST COAST CCP
T	TM SHAFT
U	JMV
V	JPV
Z	SPECIAL

## 9 FLANGE (2ND DIGIT)

DEFAULT	NONE (HORZ)
	P-BASE (VERT)
A	SLEEVE BEARING
B	ROLLER BEARING
C	C-FACE
D	D-FLANGE
K	TCH (SPECIAL 'AK')
Q	SQUARE FLANGE
Y	SPECIAL

## 10 BASE (3RD DIGIT)

DEFAULT	F-1 RIGID BASE
R	NO BASE (FOOTLESS)
2	F-2 ASSEMBLY
3	F-0 ASSEMBLY
5	W-5 ASSEMBLY
6	W-6 ASSEMBLY
7	YOKE MOUNT
8	W-8 ASSEMBLY
9	RESILIENT BASE
E	P-BASE 10" BD
F	P-BASE 12" BD
G	P-BASE 16.5" BD
H	P-BASE 20" BD
J	P-BASE 24.5" BD

## 11 SPECIAL FEATURES (4TH DIGIT)

N	NO NRR (SRC) (VERT)
S	SPECIAL MOUNTING
T	TUNGSTEN SEAL (VERT)
X	EXTRA HIGH THRUST (VERT)
-C	CONVERSION
-P	PRODUCTION

† All marks shown within this document are properties of their respective owners.



# Motor Selection Guide

## Instructions

### How to Use this Selection Guide:

1. Measure the diameter of the motor if not known.
2. Check the RPM of the motors; (7200 divided by the number of poles or coil windings for 60 Hz Applications)
  - 2 Poles = 3000 to 3600 RPM
  - 4 Poles = 1500 to 1725 RPM
  - 6 Poles = 1050 to 1140 RPM
  - 8 Poles = 800 to 850 RPM
3. Measure the length of the stack of the stator to determine horsepower. (Disassemble motor for this or measure between the dimples on the exterior of the shell)
4. Look in the tables and find the motor diameter you need for the replacement.
5. Find in the section that matches the voltage you need.
6. Look down the RPM column and find the motors that match the required speed.
7. Find the motors that have the same or greater stack (or HP or Amps if known).
8. Then pick the group that is the right electrical type Shaded Pole or PSC. PSC can replace a Shaded Pole, but usually with 1/2" less stack. A shaded pole cannot replace a PSC. All other motors should be replaced by the exact electrical type.
9. Match up the application and enclosure you need. (Do not use an open motor to replace an enclosed motor.) This will point you to the catalog motor number(s) that may fit your application and the page of the catalog where to find the details on the motor(s). Turn to the catalog page and check the detailed rating data and mechanical features to assure the proper selection.

### Abbreviations:

Shaft	
DBL	Double Shaft

Enclosure	
ODP	Open Drip-Proof
OAD	Open Air Over
ODPAO	Open Drip-Proof, Air Over
OFC	Open Fan Cooled
TEAO	Totally Enclosed, Air Over
TEFC	Totally Enclosed, Fan Cooled
TENV	Totally Enclosed, Non-Ventilated

Motor Type	
Cap St	Capacitor Start
CS/CR	Capacitor Start/Capacitor Run
PSC	Permanent Split Capacitor
Shd PI	Shaded Pole
Spl Phs	Split Phase
Spl/Cr	Split Phase/Capacitor Run
3Phs	Three Phase

† All marks shown within this document are properties of their respective owners.



# Motor Selection Guide

## 3.3" Diameter

### 115 Volts

Poles	RPM	HP	Amps	Iron Stack	Speed	Shaft	Type	Motor Type	Enclosure	Catalog Number	Page
4	1550	2W	0.2	0.500	1	0.250	Shd PI	Unit Bearing	TEAO	2102	27
4	1550	4W	0.5	0.500	1	0.250	Shd PI	Unit Bearing	TEAO	2103	27
4	1550	4W	0.5	0.500	1	0.250	Shd PI	Unit Bearing	TEAO	2115	27
4	1550	5W	0.6	0.500	1	0.250	Shd PI	Unit Bearing	TEAO	2119	27
4	1550	5W	0.6	0.500	1	0.250	Shd PI	Unit Bearing	TEAO	2120	27
4	1550	6W	0.6	0.750	1	0.250	Shd PI	Unit Bearing	TEAO	2116	27
4	1550	6W	0.6	0.750	1	0.250	Shd PI	Unit Bearing	TEAO	2117	27
4	1550	9W	0.8	0.750	1	0.250	Shd PI	Unit Bearing	TEAO	2118	27
4	1550	9W	0.8	0.750	1	0.250	Shd PI	Unit Bearing	TEAO	2108	27
4	1550	1/40	1.1	1.000	1	0.313	Shd PI	3.3 dia fan/blower	OAO	3803	28
4	1550	16W	1.1	1.250	1	0.250	Shd PI	Unit Bearing	TEAO	2111	27
4	1550	16W	1.1	1.250	1	0.250	Shd PI	Unit Bearing	TEAO	2112	27

### 208-230 Volts

Poles	RPM	HP	Amps	Iron Stack	Speed	Shaft	Type	Motor Type	Enclosure	Catalog Number	Page
4	1550	9W	0.4	0.750	1	0.250	Shd PI	Unit Bearing	TEAO	2109	27
4	1550	9W	0.4	0.750	1	0.250	Shd PI	Unit Bearing	TEAO	2110	27
4	1550	16W	0.6	1.250	1	0.250	Shd PI	Unit Bearing	TEAO	2113	27
4	1550	16W	0.6	1.250	1	0.250	Shd PI	Unit Bearing	TEAO	2114	27

† All marks shown within this document are properties of their respective owners.



# Motor Selection Guide

## 5.0" Diameter

### 115 Volts

Poles	RPM	HP	Amps	Iron Stack	Speed	Shaft	Type	Motor Type	Enclosure	Catalog Number	Page
4	1550	1/8	1.8	0.750	3	0.500-DBL	PSC	Room A/C	OAO	3996	43
4	1550	1/6	2.3	1.000	2	0.500-DBL	PSC	Room A/C	OAO	1238	43
4	1625	1/10	1.2	1.250	3	0.500	PSC	Direct Drive Fan/Blower	OAO	8956	44
4	1550	1/10	5.2	1.500	1	0.500	Shd PI	Condenser Fan	ODPAO	721P	42
4	1550	1/6	5.4	1.500	1	0.500	Shd PI	Condenser Fan	ODPAO	722P	42
4	1550	1/10	3.8	1.750	3	0.500-DBL	Shd PI	Room A/C	OAO	2817	43
6	1075	1/30	0.5	0.750	3	0.500	PSC	Direct Drive Fan/Blower	OAO	1374	24, 45
6	1100	1/20	0.6	0.750	3	0.500	PSC	Direct Drive Fan/Blower	OAO	1676	24, 45
6	1100	1/15	0.8	1.000	3	0.500-DBL	PSC	Direct Drive Fan/Blower	OAO	1090	24, 45
6	1050	1/15	2.8	1.000	1	0.375	Shd PI	Direct Drive Fan/Blower	OAO	1334	43
6	1050	1/15	2.8	1.000	1	0.500	Shd PI	Direct Drive Fan/Blower	OAO	1335	43
6	1050	1/15	3.0	1.000	2	0.500	Shd PI	Direct Drive Fan/Blower	OAO	1333	43
6	1050	1/15	2.6	1.500	1	0.500	Shd PI	Direct Drive Fan/Blower	OAO	1342	43
6	1050	1/10	4.8	1.500	2	0.500-DBL	Shd PI	Room A/C	OAO	2819	43
6	1050	1/10	3.7	1.500	1	0.500	Shd PI	Direct Drive Fan/Blower	OAO	1336	43
6	1050	1/6	5.2	1.500	1	0.500	Shd PI	Direct Drive Fan/Blower	OAO	2166	20, 43
6	1075	1/5	3.5	1.500	4	0.500	PSC	Direct Drive Fan/Blower	OAO	1268	44
6	1050	1/8	7.3	1.750	1	0.500	Shd PI	Direct Drive Fan/Blower	OAO	1337	43
6	1050	1/4	3.7	1.750	3	0.500	PSC	Direct Drive Fan/Blower	ODPAO	1390	12, 44
6	1050	1/10	4.8	1.750	4	0.500-DBL	Shd PI	Room A/C	OAO	2818	43
6	1050	1/10	4.8	1.750	5	0.500-DBL	PSC	Room A/C	OAO	2827P	43
6	1050	1/5	7.1	2.000	1	0.500	Shd PI	Direct Drive Fan/Blower	OAO	1340	43
6	1050	1/5	7.3	2.000	3	0.500	Shd PI	Direct Drive Fan/Blower	OAO	1338P	43
6	1050	1/6	6.0	2.000	1	0.500	Shd PI	Direct Drive Fan/Blower	OAO	1127P	43
6	1050	1/4	8.9	2.00	1	0.500	Shd PI	Direct Drive Fan/Blower	OAO	1341	43

### 115/208-230 Volts

Poles	RPM	HP	Amps	Iron Stack	Speed	Shaft	Type	Motor Type	Enclosure	Catalog Number	Page
4	1550	11/5	2.8/1.4	0.750	1	0.375	PSC	GE 21 frame repl.	ODPAO	1469P	42
4	1550	1/20	2.2/1.1	0.750	1	0.375	PSC	GE 21 frame repl.	ODPAO	1468P	42
4	1550	1/10	3.8/1.9	1.000	1	0.375	PSC	GE 21 frame repl.	ODPAO	1470P	42
6	1050	1/10	3.8/1.9	1.250	1	0.375	PSC	GE 21 frame repl.	ODPAO	1471P	42

### 208-230 Volts

Poles	RPM	HP	Amps	Iron Stack	Speed	Shaft	Type	Motor Type	Enclosure	Catalog Number	Page
4	1550	1/8	1.1	0.750	1	0.500	PSC	Condenser Fan	TEAO	1176	8, 30
6	1050	1/5	3.9	2.000	3	0.500	Shd PI	Direct Drive Fan/Blower	OAO	1339	43

† All marks shown within this document are properties of their respective owners.



# Motor Selection Guide

## 5.0" Diameter

### 230 Volts

Poles	RPM	HP	Amps	Iron Stack	Speed	Shaft	Type	Motor Type	Enclosure	Catalog Number	Page
4	1500	1/20	1.1	1.000	1	0.375	PSC	Condenser Fan	ODPAO	1775P	23, 31
4	1500	1/15	1.9	1.250	1	0.375	PSC	Condenser Fan	ODPAO	1779P	23, 31
4	1550	1/10	2.6	1.000	1	0.500	Shd PI	Condenser Fan	ODPAO	721P	42
4	1550	1/8	0.8	1.000	1	0.500	PSC	Condenser Fan	OAO	1675	24, 34
4	1625	1/4	1.4	1.000	1	0.500	PSC	Condenser Fan	ODP	3042	25, 31
4	1625	1/4	1.9	1.000	1	0.500	PSC	Condenser Fan	ODP	8330	23, 31
4	1550	1/20	1.3	1.500	1	0.500	PSC	Condenser Fan	OAO	1989P	13, 30
4	1550	1/6	2.7	1.500	1	0.500	Shd PI	Condenser Fan	ODPAO	722P	42
4	1550	1/6	2.8	2.000	1	0.500	Shd PI	Condenser Fan	OAO	1527	12
4	1550	1/4	3.4	2.000	3	0.500 - DBL	Shd PI	Room A/C	OAO	1221P	43
6	1075	1/6	1.0	1.250	1	0.500	PSC	Condenser Fan	TEAO	1901	16, 30
6	1075	1/20	0.5	1.250	3	0.500	PSC	Direct Drive Fan/Blower	OAO	3034	8
6	1075	1/5	1.3	1.500	1	0.500	PSC	Room A/C	ODPAO	1124	26, 43
6	1050	1/10	2.0	1.500	2	0.500-DBL	Shd PI	Room A/C	OAO	2820	43
6	1050	1/4	1.5	1.750	3	0.500	PSC	Direct Drive Fan/Blower	ODPAO	1391	12, 44
6	1050	1/6	2.9	2.000	1	0.500	Shd PI	Direct Drive Fan/Blower	OAO	1631	43

### 277 Volts

Poles	RPM	HP	Amps	Iron Stack	Speed	Shaft	Type	Motor Type	Enclosure	Catalog Number	Page
8	850	1/6	0.5	1.500	3	0.500	PSC	Direct Drive Fan/Blower	OAO	1678	24, 45

### 380-420/460 Volts

Poles	RPM	HP	Amps	Iron Stack	Speed	Shaft	Type	Motor Type	Enclosure	Catalog Number	Page
4	1625	1/4	.95	1.000	1	0.5000	PSC	Condenser Fan	ODP	8331	23, 31

† All marks shown within this document are properties of their respective owners.





# Motor Selection Guide

## 5.6" Diameter

### 115 Volts

Poles	RPM	HP	Amps	Iron Stack	Speed	Shaft	Type	Motor Type	Enclosure	Catalog Number	Page
2	3450	1/7	2.0	0.750	1	0.500	Spl Phs	Oil Burner	TENV	5866	57
2	3450	1/8	2.4	0.750	1	0.500	Spl Phs	Oil Burner	TENV	2097	57
2	3450	1/7	2.4	1.000	1	0.500	Spl Phs	Oil Burner	TENV	3083	57
2	3450	1/3	4.8	1.500	1	0.500	Spl Phs	Oil Burner	TENV	2319	57
2	3450	1/2	8.6/4.3	1.500	1	0.500	CS/CR	Belted Fan/Blower	ODP	298	55
2	3450	1/4	3.7	2.000	1	0.500	Spl Phs	Oil Burner	TENV	2302	57
4	1725	1/4	5.3	1.250	1	0.500	Spl Phs	Belted Fan/Blower	ODP	8000	52
4	1725	1/4	4.6	1.250	1	0.625	Spl Phs	Carbonator Pump	ODP	1004	147
4	1725	1/6	3.1	1.250	1	0.500	Spl Phs	Oil Burner	TENV	3252	57
4	1725	1/6	3.5	1.250	1	0.500	Spl Phs	Hot Water Circ Pump	ODP	2777	148
4	1725	1/6	3.5	1.250	1	0.500	Spl Phs	Hot Water Circ Pump	ODP	2762	148
4	1725	1/8	2.4	1.250	1	0.500	Spl Phs	Oil Burner	TENV	3196	57
4	1625	1/4	2.7	1.250	3	0.500	PSC	Direct Drive Fan/Blower	OAO	1690	48
4	1725	1/3	6.7	1.500	1	0.500	Spl Phs	Belted Fan/Blower	ODP	8100	52
4	1725	1/3	6.0	1.500	1	0.625	Spl Phs	Carbonator Pump	ODP	1003	147
4	1725	1/4	4.4	1.500	1	0.500	Spl Phs	Belted Fan/Blower	ODP	840CV	52
4	1725	1/4	4.4	1.500	1	0.500	Spl Phs	Belted Fan/Blower	ODP	2889	52
4	1625	1/3	3.7	1.500	3	0.500	PSC	Direct Drive Fan/Blower	OAO	1692	48
4	1725	1/2	8.7	2.000	1	0.500	Spl Phs	Belted Fan/Blower	ODP	8200	52
4	1725	1/3	5.6	2.000	1	0.500	Spl Phs	Belted Fan/Blower	ODP	841CV	52
4	1725	1/3	5.4	2.000	1	0.500	Spl Phs	Belted Fan/Blower	ODP	2888	52
4	1725	1/2	7.8	2.250	1	0.500	Spl Phs	Belted Fan/Blower	ODP	1542C	52
4	1725	1/2	7.8	2.250	1	0.500	Spl Phs	Belted Fan/Blower	ODP	2887	52
4	1725	1/3	5.8	2.250	2	0.500	Spl Phs	Belted Fan/Blower	ODP	1786	52
4	1725	1/3	7.1	2.250	2	0.500	Spl Phs	General Purpose	ODP	3053	66
4	1625	1/2	5.5	2.250	3	0.500	PSC	Direct Drive Fan/Blower	OAO	1694	48
4	1625	3/4	8.6	2.500	3	0.500	PSC	Direct Drive Fan/Blower	OAO	1696	48
6	1075	1/6	2.6	1.000	1	0.500	PSC	Unit Heater Fan	TEAO	9034	51
6	1075	1/6	3.0	1.000	3	0.500 - DBL	PSC	Room A/C	ODPAO	1216	47
6	1075	1/8	1.8	1.000	3	0.500 - DBL	PSC	Room A/C	TEAO	8523	47
6	1075	1/6	2.4	1.250	2	0.500	PSC	Unit Heater Fan	TEAO	4856	51
6	1075	1/4	3.5	1.250	3	0.500	PSC	Direct Drive Fan/Blower	OAO	1863	48
6	1075	1/3	5.2	1.500	3	0.500	PSC	Direct Drive Fan/Blower	OAO	1864	48
6	1075	1/3	5.1	1.750	1	0.500	PSC	Unit Heater Fan	TEAO	9036	51
6	1075	1/4	3.6	1.750	1	0.500	PSC	Unit Heater Fan	TEAO	9035	51
6	1075	1/2	6.8	1.750	3	0.500	PSC	Direct Drive Fan/Blower	OAO	5451	21
6	1075	1/3	7.0	1.750	3	0.500	PSC	Direct Drive Fan/Blower	OAO	591	21
6	1075	1/2	7.3	1.750	4	0.500	PSC	Direct Drive Fan/Blower	OAO	5460	48

† All marks shown within this document are properties of their respective owners.



# Motor Selection Guide

## 5.6" Diameter *(continued)*

### 115 Volts *(continued)*

Poles	RPM	HP	Amps	Iron Stack	Speed	Shaft	Type	Motor Type	Enclosure	Catalog Number	Page
6	1075	1/3	5.3	2.000	4	0.500	PSC	Direct Drive Fan/Blower	OAO	1410	9
6	1075	3/4	11.7	2.250	4	0.500	PSC	Direct Drive Fan/Blower	OAO	3340	9, 48
6	1075	1/2	6.5	2.500	3	0.500	PSC	Direct Drive Fan/Blower	OAO	1865	48
6	1075	3/4	9.5	2.500	3	0.500	PSC	Direct Drive Blower	OAO	8904	48
6	1075	3/4	10.6	2.750	4	0.500	PSC	Direct Drive Fan/Blower	OAO	5463	22, 49
6	1075	1	12.1	3.000	3	0.500	PSC	Direct Drive Fan/Blower	OAO	8906	48
6	900	3/4	11.9	3.500	4	0.500	PSC	Direct Drive Fan/Blower	OAO	1125	15, 49
8	825	1/3	4.5	1.750	1	0.500	PSC	Condenser Fan	ODPAO	2342	36
8	850	1/6	4.5	1.750	1	0.500	Cap St	General Purpose	ODP	3700	68

### 115/208-230 Volts

Poles	RPM	HP	Amps	Iron Stack	Speed	Shaft	Type	Motor Type	Enclosure	Catalog Number	Page
2	3450	1/2	8.6/4.3	1.500	1	0.500	CS/CR	Belted Fan/Blower	ODP	298	55
2	3450	3/4	9.2	2.000	1	0.500	CS/CR	Belted Fan/Blower	ODP	430	55
2	3450	1	11.6/5.8	2.500	1	0.625	CS/CR	Belted Fan/Blower	ODP	431	55
4	1725	1/4	4.4/2.2	1.250	1	0.625	Spl Phs	Carbonator Pump	ODP	6001	147
4	1725	1/2	7.5/3.6	2.000	1	0.625	Spl Phs	Carbonator Pump	ODP	6078	147
4	1725	1/3	6.2/3.1	2.000	1	0.625	Spl Phs	Carbonator Pump	ODP	6079	147
4	1725	1/3	6.0/3.0	2.000	1	0.500	Cap St	Belted Fan/Blower	ODP	180	55
4	1725	1/2	7.8/3.9	2.250	1	0.500	Spl Phs	Belted Fan/Blower	ODP	2695	52

### 200 Volts

Poles	RPM	HP	Amps	Iron Stack	Speed	Shaft	Type	Motor Type	Enclosure	Catalog Number	Page
6	1080	1	5.9	3.000	1	0.625	PSC	Condenser Fan	ODPAP	8068	20, 34



# Motor Selection Guide

## 5.6" Diameter *(continued)*

### 208-230 Volts

Poles	RPM	HP	Amps	Iron Stack	Speed	Shaft	Type	Motor Type	Enclosure	Catalog Number	Page
4	1500	1/6	0.8	0.750	1	0.500	PSC	Condenser Fan	TEAO	3405	10, 35
4	1550	1/6	1.1	0.750	1	0.500	PSC	Condenser Fan	TEAO	6128	13, 31
4	1550	1/6	1.4	1.000	1	0.500	PSC	Condenser Fan	ODPAO	1645	15, 31
4	1625	1/4	1.4	1.250	1	0.500	PSC	Condenser Fan	TEAO	1890	35
4	1625	1/3	1.9	1.250	1	0.500	PSC	Condenser Fan	TEAO	1891	36
4	1725	1/4	2.3	1.250	1	0.625	Spl Phs	Carbonator Pump	ODP	1004H	147
4	1625	1/4	1.6	1.250	3	0.500 - DBL	PSC	Room A/C	ODPAO	8725	47
4	1550	1/4	2.1	1.500	1	0.500	PSC	Condenser Fan	ODPAO	6124	13, 31
4	1625	1/4	1.5	1.500	1	0.500	PSC	Condenser Fan	TEAO	6129	13, 31
4	1725	1/2	2.7	1.500	1	0.500	PSC	Condenser Fan	ODP	644	15, 31
4	1625	1/3	2.1	1.500	3	0.500	PSC	Direct Drive Fan/Blower	OAO	1693	48
4	1625	1/3	2.2	1.500	3	0.500 - DBL	PSC	Room A/C	ODPAO	1887	47
4	1625	1/3	1.9	1.500	3	0.500 - DBL	PSC	Room A/C	ODPAO	8726	47
4	1625	1/3	1.8	1.750	1	0.500	PSC	Condenser Fan	ODPAO	4961	37
4	1625	1/3	2.9	1.750	1	0.500	PSC	Condenser Fan	ODPAO	7232	14, 31
4	1625	1/3	1.8	1.750	1	0.500	PSC	Condenser Fan	AO	4811	37
4	1625	1/3	2.4	1.750	1	0.500	PSC	Condenser Fan	TEAO	6127	13, 31
4	1625	1/2	3.0	2.000	1	0.500	PSC	Condenser Fan	TEAO	1892	36
4	1725	1/3	2.9	2.250	2	0.500	Spl Phs	Belted Fan/Blower	ODP	1789	52
4	1625	1/2	3.0	2.250	3	0.500	PSC	Direct Drive Fan/Blower	OAO	1695	48
4	1625	3/4	5.2	2.500	1	0.500 - DBL	PSC	Room A/C	ODPAO	8231	8
4	1625	3/4	4.0	2.500	3	0.500	PSC	Direct Drive Fan/Blower	OAO	1697	48
6	1075	1/8	1.0	0.750	1	0.500	PSC	Condenser Fan	ODPAO	3484	21
6	1100	1/10	0.8	0.750	1	0.500	PSC	Condenser Fan	TEAO	3402	10, 35
6	1100	1/12	0.6	0.750	1	0.500	PSC	Condenser Fan	TEAO	3401	10, 35
6	1200	1/12	0.6	0.750	2	0.500	PSC	Condenser Fan	TEAO	3033	8, 46
6	1050	1/15	0.5	0.875	1	0.500	PSC	Condenser Fan	TEAO	5459	22
6	1075	1/4	1.7	1.000	1	0.500	PSC	Condenser Fan	ODPAO	3851	34
6	1075	1/4	1.6	1.000	1	0.500	PSC	Condenser Fan	ODPAO	8230	34
6	1075	1/5	1.3	1.000	1	0.500	PSC	Condenser Fan	TEAO	5450	21, 35
6	1075	1/5	1.7	1.000	1	0.500	PSC	Condenser Fan	TEAO	5454	21, 35
6	1075	1/6	1.3	1.000	1	0.500	PSC	Condenser Fan	ODPAO	5461	6, 48
6	1075	1/6	1.0	1.000	1	0.500	PSC	Condenser Fan	TEAO	1859	35
6	1075	1/5	1.4	1.000	3	0.500 - DBL	PSC	Room A/C	OAO	1152	47
6	1075	1/6	1.5	1.000	3	0.500 - DBL	PSC	Room A/C	ODPAO	3133	47
6	1100	1/4	1.5	1.125	1	0.500	PSC	Condenser Fan	TEAO	3403	10
6	1075	1/3	2.0	1.250	1	0.500	PSC	Condenser Fan	TEAO	5455	22, 36

† All marks shown within this document are properties of their respective owners.



# Motor Selection Guide

## 5.6" Diameter *(continued)*

### 208-230 Volts *(continued)*

Poles	RPM	HP	Amps	Iron Stack	Speed	Shaft	Type	Motor Type	Enclosure	Catalog Number	Page
6	1075	1/4	1.9	1.250	1	0.500	PSC	Condenser Fan	ODPAO	8054	17, 37
6	1075	1/4	1.5	1.250	1	0.500	PSC	Condenser Fan	TEAO	1876	35
6	1075	1/4	1.5	1.250	1	0.500	PSC	Condenser Fan	TEAO	1860	35
6	1100	1/4	1.7	1.250	1	0.500	PSC	Condenser Fan	TEAO	3404	10, 35
6	1075	1/4	1.9	1.250	3	0.500 - DBL	PSC	Room A/C	ODPAO	3134	47
6	1075	1/4	1.5	1.250	3	0.500	PSC	Direct Drive Fan/Blower	OAO	1971	48
6	1075	1/3	2.2	1.500	1	0.500	PSC	Condenser Fan	ODPAO	6880	34
6	1075	1/4	1.9	1.500	1	0.500	PSC	Condenser Fan	ODPAO	3846	37
6	1075	1/5	2.0	1.500	1	0.500	PSC	Condenser Fan	ODPAO	1648	15, 31
6	1075	1/3	1.9	1.500	3	0.500	PSC	Direct Drive Fan/Blower	OAO	1972	48
6	1075	1/3	2.3	1.500	3	0.500 - DBL	PSC	Room A/C	TEAO	5108	25, 47
6	1100	1/2	2.0	1.625	3	0.500 - DBL	PSC	Room A/C	TEAO	8683	25
6	1075	1/3	2.0	1.750	1	0.500	PSC	Condenser Fan	TEAO	1877	36
6	1075	1/3	3.0	1.750	1	0.500	PSC	Condenser Fan	ODPAO	9993	20
6	1075	1/3	2.0	1.750	1	0.500	PSC	Condenser Fan	TEAO	1861	36
6	1075	1/3	2.5	1.750	3	0.500 - DBL	PSC	Room A/C	ODPAO	1213	47
6	1075	1/3	2.5	1.750	3	0.500 - DBL	PSC	Room A/C	ODPAO	3135	47
6	1075	1/3	1.9	1.750	3	0.500 - DBL	PSC	Room A/C	TEAO	8558	25
6	1075	1/2	3.6	1.750	4	0.500	PSC	Direct Drive Fan/Blower	OAO	5461	6, 48
6	1075	1/2	3.1	2.000	1	0.500	PSC	Condenser Fan	ODPAO	3852	34
6	1075	1/2	2.4	2.000	1	0.500 - DBL	PSC	Room A/C	TEAO	2554	26
6	1075	1/3	2.2	2.000	1	0.500	PSC	Condenser Fan	ODPAO	3847	37
6	1075	1/3	2.2	2.000	1	0.500	PSC	Condenser Fan	ODPAO	4960	37
6	1075	1/3	2.2	2.000	2	0.500	PSC	Condenser Fan	TEAO	8670	36
6	1075	1/2	2.9	2.000	3	0.500	PSC	Direct Drive Fan/Blower	OAO	1973	48
6	1075	1/2	2.9	2.250	1	0.500	PSC	Condenser Fan	TEAO	1878	36
6	1075	1/2	3.1	2.250	1	0.500	PSC	Condenser Fan	ODPAO	1444	34
6	1075	1/2	3.1	2.250	1	0.500	PSC	Condenser Fan	ODPAO	3848	37
6	1075	1/2	3.1	2.250	1	0.500	PSC	Condenser Fan	ODPAO	7025	37
6	1075	1/2	2.9	2.250	1	0.500	PSC	Condenser Fan	TEAO	1862	36
6	1075	1/2	4.5	2.250	3	0.500 - DBL	PSC	Room A/C	ODPAO	1824	47
6	1075	1/2	4.5	2.250	3	0.500 - DBL	PSC	Room A/C	ODPAO	3136	47
6	1075	1/2	3.1	2.500	1	0.500	PSC	Condenser Fan	TEAO	3330	9
6	1075	3/4	4.8	2.500	1	0.500	PSC	Condenser Fan	ODPAO	3097	34
6	1075	3/4	4.4	2.500	1	0.500	PSC	Condenser Fan	ODPAO	8665	34
6	1075	3/4	4.0	2.500	3	0.500	PSC	Direct Drive Blower	OAO	8905	48
6	1075	3/4	4.5	3.000	1	0.500	PSC	Condenser Fan	TEAO	1868	36

† All marks shown within this document are properties of their respective owners.



# Motor Selection Guide

## 5.6" Diameter *(continued)*

### 208-230 Volts *(continued)*

Poles	RPM	HP	Amps	Iron Stack	Speed	Shaft	Type	Motor Type	Enclosure	Catalog Number	Page
6	1075	1/2	2.9	3.000	2	0.500	PSC	Condenser Fan	TEAO	8671	36
6	1075	3/4	4.7	3.000	2	0.500	PSC	Condenser Fan	TEAO	1879	36
6	1075	1	5.6	3.000	3	0.500	PSC	Direct Drive Fan/Blower	OAO	8907	48
6	1100	1	6.0	3.000	4	0.625	PSC	Direct Drive Fan/Blower	OAO	4670	15, 49
6	1075	1/2	3.8	3.500	1	0.500	PSC	Condenser Fan	TEAO	8868	38
6	1075	1	5.2	3.500	1	0.500	PSC	Condenser Fan	ODPAO	1888	34
8	825	1/10	1.0	1.000	1	0.500	PSC	Condenser Fan	TEAO	1871	35
8	825	1/8	1.2	1.000	1	0.500	PSC	Condenser Fan	TEAO	5456	22, 35
8	825	1/6	1.9	1.000	3	0.500	PSC	Direct Drive Fan/Blower	OAO	8052	16, 50
8	825	1/8	0.8	1.250	1	0.500	PSC	Condenser Fan	TEAO	1872	35
8	825	1/6	1.0	1.250	1	0.500	PSC	Condenser Fan	TEAO	1873	35
8	825	1/8	1.1	1.250	1	0.500	PSC	Condenser Fan	TEAO	9735	23
8	825	1/6	1.2	1.375	1	0.500	PSC	Condenser Fan	TEAO	5457	22, 35
8	825	1/4	2.0	1.500	1	0.500	PSC	Condenser Fan	TEAO	1874	35
8	825	1/6	1.0	1.500	2	0.500	PSC	Condenser Fan	TEAO	8673	35
8	825	1/4	1.9	1.750	1	0.500	PSC	Condenser Fan	OAO	8666	34
8	825	1/4	2.0	1.750	2	0.500	PSC	Condenser Fan	TEAO	8674	35
8	850	1/4	1.5	1.750	1	0.500	PSC	Condenser Fan	TEAO	1743	26, 35
8	840	1/4	1.4	1.750	1	0.500	PSC	Condenser Fan	TEAO	1123	35
8	825	1/3	2.8	1.750	2	0.500	PSC	Direct Drive Fan/Blower	OAO	5469	6, 22, 48
8	825	1/3	3.0	2.000	1	0.500	PSC	Direct Drive Fan/Blower	OAO	6873	49
8	825	1/3	2.0	2.250	1	0.500	PSC	Condenser Fan	OAO	8667	34
8	825	1/3	3.0	2.250	1	0.500	PSC	Condenser Fan	ODPAO	5345	37
8	825	1/3	2.6	2.250	1	0.500	PSC	Condenser Fan	ODPAO	7040	37
8	825	1/3	1.8	2.250	1	0.500	PSC	Condenser Fan	TEAO	1875	35
8	825	1/3	2.0	2.500	2	0.500	PSC	Condenser Fan	TEAO	8675	36
8	825	1/2	2.8	3.000	1	0.500	PSC	Condenser Fan	TEAO	1870	36
8	825	1/2	2.8	3.000	1	0.500	PSC	Condenser Fan	ODPAO	7041	37

† All marks shown within this document are properties of their respective owners.



# Motor Selection Guide

## 5.6" Diameter *(continued)*

### 208-230/460 Volts

Poles	RPM	HP	Amps	Iron Stack	Speed	Shaft	Type	Motor Type	Enclosure	Catalog Number	Page
6	1075	1/3	2.4/1.2	2.000	1	0.500	PSC	Comm Cond Fan	TEAO	6727	38
6	1075	1/2	2.8/1.4	2.500	1	0.500	PSC	Comm Cond Fan	TEAO	7475	38
6	1075	1/2	3.2/1.6	2.500	1	0.500	PSC	Condenser Fan	TEAO	2201	38
6	1140	1	3.5/1.7	2.750	1	0.500	3 Phs	Comm Cond Fan	OPDAO	1326	14, 39
6	1075	3/4	4.6/2.3	3.000	1	0.500	PSC	Condenser Fan	TEAO	2202	38
6	1075	3/4	5.0/2.5	3.000	1	0.500	PSC	Comm Cond Fan	TEAO	6603	38
6	1075	3/4	5.0/2.5	3.000	1	0.500	PSC	Comm Cond Fan	TEAO	5489	38

### 277 Volts

Poles	RPM	HP	Amps	Iron Stack	Speed	Shaft	Type	Motor Type	Enclosure	Catalog Number	Page
6	970	1/5	0.8	1.500	3	0.500	PSC	Direct Drive Fan/Blower	OAO	1680	25
6	1075	1/4	2.0	1.500	3	0.500	PSC	Direct Drive Fan/Blower	OAO	600	48
6	1075	1/3	2.2	1.750	3	0.500	PSC	Direct Drive Fan/Blower	OAO	601	48
6	1075	1/2	3.4	2.000	3	0.500	PSC	Direct Drive Fan/Blower	OAO	602	48
8	810	1/10	0.6	1.250	3	0.500	PSC	Direct Drive Fan/Blower	OAO	1679	25, 46

### 265-277 Volts

Poles	RPM	HP	Amps	Iron Stack	Speed	Shaft	Type	Motor Type	Enclosure	Catalog Number	Page
6	1075	1/5	1.2	1.000	3	0.500 - DBL	PSC	Room A/C	TEAO	3360	9, 46

### 460 Volts

Poles	RPM	HP	Amps	Iron Stack	Speed	Shaft	Type	Motor Type	Enclosure	Catalog Number	Page
6	1075	1/4	0.8	1.250	1	0.500	PSC	Condenser Fan	TEAO	3736	35
6	1075	1/3	1.3	2.000	1	0.500	PSC	Condenser Fan	TEAO	3737	36
6	1075	1/2	1.5	2.500	1	0.500	PSC	Condenser Fan	TEAO	3738	36
6	1075	3/4	2.0	3.000	1	0.500	PSC	Condenser Fan	TEAO	3742	36
6	1100	1	3.3	3.000	1	0.500	PSC	Direct Drive Fan/Blower	OAO	2553	26, 49
8	825	1/4	1.0	1.750	1	0.500	PSC	Condenser Fan	TEAO	1880	35
8	825	1/3	1.0	2.250	1	0.500	PSC	Condenser Fan	TEAO	1881	35
8	825	1/2	1.6	2.250	1	0.500	PSC	Condenser Fan	TEAO	1882	36

### 380/460 Volts

Poles	RPM	HP	Amps	Iron Stack	Speed	Shaft	Type	Motor Type	Enclosure	Catalog Number	Page
4	1600	1/3	1.0	1.750	1	0.500	3 Phs	Comm Cond Fan	OPDAO	2387	23

† All marks shown within this document are properties of their respective owners.



# Motor Selection Guide

## 6.3" Diameter

### 115 Volts

Poles	RPM	HP	Amps	Iron Stack	Speed	Shaft	Type	Motor Type	Enclosure	Catalog Number	Page
4	1725	1/3	5.6	1.000	1	0.500	Spl Phs	Evap Cooler	ODP	6764	56
4	1725	1/2	8.2	1.125	1	0.500	Spl Phs	Evap Cooler	ODP	6768	56
4	1725	1/3	5.8	1.125	1	0.500	Spl Phs	Belted Fan/Blower	ODP	4253	53
4	1725	1/4	5.0	1.125	1	0.500	Spl Phs	Direct Drive Fan/Blower	TEAO	6326	59
4	1725	1/2	7.9	1.375	1	0.500	Spl Phs	Evap Cooler	ODP	7095	56
4	1725	1/3	6.4	1.375	2	0.500	Spl Phs	Evap Cooler	ODP	7097	56
4	1725	1/3	5.4	1.500	1	0.500	Spl Phs	Direct Drive Fan/Blower	TEAO	6328	59
4	1725	1/3	6.0	1.500	1	0.500	Spl Phs	General Purpose	ODP	2911	66
4	1725	1/2	8.2	1.500	2	0.500	Spl Phs	Evap Cooler	ODP	7098	56
4	1725	1/2	8.2	1.500	2	0.500	Spl Phs	Evap Cooler	ODP	6765	56
4	1725	1/3	6.4	1.500	2	0.500	Spl Phs	Evap Cooler	ODP	6767	56
4	1725	1/2	8.0	1.625	1	0.625	Spl Phs	Belted Fan/Blower	ODP	4114	53
4	1725	3/4	10.5	1.625	1	0.500	Spl Phs	Evap Cooler	ODP	6769	56
4	1725	3/4	11.0	1.750	1	0.500	Spl Phs	Evap Cooler	ODP	7096	56
4	1725	1/2	9.2	1.750	2	0.625	Spl Phs	Belted Fan/Blower	ODP	4293	53
4	1725	1/2	8.6	1.750	2	0.625	Spl Phs	General Purpose	ODP	3306	66
4	1725	1/4	5.1	1.750	2	0.500	Spl Phs	Belted Fan/Blower	ODP	5792C	53
4	1725	3/4	10.9	1.750	2	0.500	Spl Phs	Evap Cooler	ODP	7099	56
4	1725	3/4	10.9	1.750	2	0.500	Spl Phs	Evap Cooler	ODP	6770	56
4	1725	1/2	7.4	2.000	1	0.625	Spl Phs	Direct Drive Fan/Blower	TEAO	6330	59
4	1725	1/2	8.7	2.000	2	0.500	Spl Phs	Belted Fan/Blower	ODP	5794C	53
4	1725	1/3	6.4	2.250	2	0.500	Spl Phs	Belted Fan/Blower	ODP	5793C	53
4	1725	3/4	11.5	2.250	2	0.625	Spl Phs	Belted Fan/Blower	ODP	5795C	53
4	1725	1/3	5.0	2.750	1	0.500	Spl Phs	Oil Burner	TENV	3580	57
4	1725	1	13.6	3.000	2	0.625	Cap St	Evap Cooler	ODP	2574	56
8	850	1/3	9.0	3.500	1	0.625	Spl Phs	Direct Drive Fan/Blower	ODP	1208	60

† All marks shown within this document are properties of their respective owners.



# Motor Selection Guide

## 6.3" Diameter *(continued)*

### 115/230 Volts

Poles	RPM	HP	Amps	Iron Stack	Speed	Shaft	Type	Motor Type	Enclosure	Catalog Number	Page
4	1725	1/2	7.4/3.7	1.500	1	0.625	Cap St	Belted Fan/Blower	ODP	1790	55
4	1725	1/2	8.0/4.0	1.625	1	0.625	Spl Phs	Belted Fan/Blower	ODP	4114	53
4	1725	1/2	8.0/4.0	1.625	1	0.625	Cap St	General Purpose	TEFC	T12C2J	72
4	1725	3/4	11.4/5.7	2.000	1	0.625	Cap St	Belted Fan/Blower	ODP	1893	55
4	1725	3/4	11.2/5.6	2.000	1	0.625	Spl Phs	Belted Fan/Blower	ODP	4115	53
4	1725	3/4	11.6	2.000	1	0.625	Cap St	General Purpose	ODP	1660	68
4	1725	1	14.0/7.0	2.750	1	0.625	CS/CR	Belted Fan/Blower	ODP	1769	55
4	1725	1	14.4/7.2	2.750	1	0.625	Spl Phs	Evap Cooler	ODP	5149	56
4	1725	1	16.4/8.2	2.750	1	0.625	Cap St	General Purpose	ODP	3754	68
8	850	1/3	8.0/4.0	3.000	1	0.625	Cap St	General Purpose	ODP	3705	68

### 115/208-230 Volts

Poles	RPM	HP	Amps	Iron Stack	Speed	Shaft	Type	Motor Type	Enclosure	Catalog Number	Page
2	3450	1 1/2	17.0/8.5	2.375	1	0.625	Cap St	Belted Fan/Blower	ODP	299	55
4	1725	1/2	14.0	2.750	1	0.625	Cap St	Belted Fan/Blower	ODP	3187C	50
4	1725	1 1/2	22.4/11.2	3.500	1	0.625	Cap St	Belted Fan/Blower	ODP	4242	55

### 208-230 Volts

Poles	RPM	HP	Amps	Iron Stack	Speed	Shaft	Type	Motor Type	Enclosure	Catalog Number	Page
6	1075	3/4	3.8	2.250	1	0.625	PSC	Comm Cond Fan	ODPAO	3566	38
8	825	1/2	3.6	2.500	1	0.625	PSC	Comm Cond Fan	ODPAO	3568	38
8	825	3/4	5.3	3.750	1	0.625	PSC	Comm Cond Fan	ODPAO	3567	38

† All marks shown within this document are properties of their respective owners.





# Motor Selection Guide

## 6.3" Diameter *(continued)*

### 208-230/460 Volts

Poles	RPM	HP	Amps	Iron Stack	Speed	Shaft	Type	Motor Type	Enclosure	Catalog Number	Page
4	1725	1/2	4.5	1.500	2	0.500	Spl Phs	Evap Cooler	ODP	6795	56
4	1725	1/2	4.8	1.750	1	0.500	Spl Phs	Evap Cooler	ODP	6766	56
4	1725	3/4	5.4	1.750	1	0.500	Spl Phs	Evap Cooler	ODP	6771	56
4	1725	1/2	4.6	1.750	2	0.625	Spl Phs	Belted Fan/Blower	ODP	4293H	53
4	1725	3/4	5.5	1.750	2	0.500	Spl Phs	Evap Cooler	ODP	6796	56
4	1725	1	3.4/1.7	2.000	1	0.625	3 Phs	Belted Fan/Blower	ODP	1813	41
4	1725	1 1/2	5.0/2.5	2.500	1	0.625	3 Phs	Belted Fan/Blower	ODP	1814	41
4	1725	1 1/2	5.0/2.5	2.500	1	0.875	3 Phs	Comm Blower	ODP	7913	16, 41
4	1725	2	6.6/3.3	2.750	1	0.625	3 Phs	Belted Fan/Blower	ODP	1815	41
4	1725	1	7.2	3.000	2	0.625	Cap St	Evap Cooler	ODP	2423	56
4	1725	2	7.6/3.9	3.000	1	0.875	3 Phs	Comm Blower	ODP	7914	16, 41
4	1725	2	6.3/3.1	3.500	1	0.875	3 Phs	Comm Blower	TEAO	8461	41
4	1725	3	9.2/4.6	3.500	1	0.875	3 Phs	Comm Blower	ODP	7915	16, 41
6	1075	1/2	2.5	2.000	2	0.500	PSC	Unit Heater Fan	TEAO	1810	51
6	1075	1	5.2	2.750	1	0.625	PSC	Comm Cond Fan	ODPAO	3565	38
6	1140	3/4	3.6/1.8	2.750	1	0.625	3 Phs	Comm Cond Fan	ODPAO	1817	39
6	1075	3/4	3.7	2.750	2	0.500	PSC	Unit Heater Fan	TEAO	1811	51
6	1075	1	5.8/2.7	3.000	1	0.500	PSC	Comm Cond Fan	ODPAO	8431	38
6	1140	1	4.8/2.4	3.250	1	0.625	3 Phs	Comm Cond Fan	ODPAO	1818	39
6	1140	1	4.8/2.4	3.250	1	0.625	3 Phs	Comm Cond Fan	ODPAO	1820	39
6	1075	1	5.1/2.6	3.500	1	0.625	PSC	Comm Cond Fan	TEAO	2686	38
6	1075	1	5.2/2.6	3.500	1	0.625	PSC	Condenser Fan	TEAO	2203	38
6	1140	1	6.0/3.0	3.500	1	0.625	3 Phs	Comm Cond Fan	ODPAO	1816	9, 39
6	1075	1 1/2	7.6/3.8	4.000	1	0.625	PSC	Condenser Fan	TEAO	2204	38
6	1075	1 1/2	7.5/3.8	4.000	1	0.625	PSC	Comm Cond Fan	TEAO	2896	38
6	1140	1 1/2	7.1/3.6	4.250	1	0.625	3 Phs	Comm Cond Fan	ODPAO	1819	39
6	1140	1 1/2	7.2/3.6	4.250	1	0.625	3 Phs	Comm Cond Fan	ODPAO	1821	39
6	1140	2	7.8/3.9	4.500	1	0.625	3 Phs	Comm Cond Fan	ODPAO	8987	39
6	1140	2	7.8/3.9	4.500	1	0.625	3 Phs	Comm Cond Fan	ODPAO	1822	39
8	850	1	5.0/2.5	4.250	1	0.625	3 Phs	Comm Cond Fan	ODPAO	1828	39

### 575 Volts

Poles	RPM	HP	Amps	Iron Stack	Speed	Shaft	Type	Motor Type	Enclosure	Catalog Number	Page
8	850	1	2.1	4.250	1	0.625	3 Phs	Comm Cond Fan	ODPAO	1829	39

† All marks shown within this document are properties of their respective owners.



# Agency Approvals

## ISO 9001:2000 Certified

By British Standards Institute of America

## CSA International (CSA®†)

### Formally the Canadian Standards Association

CSA®† sets safety standards for motors and other electrical equipment used in Canada. The motors that meet the CSA®† standards display the CSA®† logo on the nameplate.

## Underwriters Laboratories, Inc. (UL®†)

UL®† is an independent testing organization that sets safety standards for motors and other equipment. U.S. MOTORS® brand are UL®† component recognized.

## Conformité Européenne European Community (CE Certification)

Nidec Motor Corporation provides a full line of general purpose CE certified motors. The CE marking indicates that the product complies with the essential requirements for health, safety, environmental and consumer protection. The CE mark can only be placed on those products that comply with the applicable European Directive. For U.S. MOTORS® brand, the CE logo is currently applied to non-hazardous location motors rated 1000 Volts or less, frame 180 through 449, Drip-Proof and Totally Enclosed, Fan Cooled enclosures. Many Nidec Motor Corporation motors have the CE logo. For information on motors with CE logos, contact your Nidec Motor Corporation representative. Other motors within this catalog that meet CE requirements will be labeled and certified to meet CE.

## UL®† & CSA®† Listings

NEMA Frame and Factory	UL®† File Numbers						CSA®† File Numbers		
	Motor Components (Non-Hazardous)	Insulation System	Hazardous Location	Fire Pump	Inherent Thermal Protection	Hazardous Location Conduit Box	Motor Components (Non-Hazardous)	Hazardous Location	Hazardous Location Conduit Box
56 to 250 Frame (Mexico)*	E51488	E46797	E10336	EX5189	E38946	N/A	191252	191252	N/A
5000 to 9600 Frame (Mexico)*	N/A	N/A	N/A	N/A	N/A	N/A	191252	N/A	N/A
5000 to 9600 Frame (Mena)*	N/A	N/A	N/A	N/A	N/A	N/A	191252	N/A	N/A
280 to 449 Frame (Mena)*	E51488	E46797	E10336	EX5189	N/A	N/A	191252	191252	N/A
280 to 449 Frame (Mexico)*	E51488	E46797	E10336	EX5189	N/A	N/A	191252	191252	N/A
5000 to 5800 (Mena)*	N/A	N/A	E10336	N/A	N/A	N/A	191252	191252	N/A
5000 to 5800 (Mexico)*	N/A	N/A	E10336	N/A	N/A	N/A	191252	191252	N/A
48 to 140 Frame (Mexico)	E22922	E37845	E29183	N/A	E10073	E154210	156060	156060	156060
IEC Motors	N/A	E68554	N/A	N/A	N/A	N/A	LR57008	N/A	N/A
e-LINE®	E51488	E46797	N/A	N/A	N/A	N/A	191252	N/A	N/A

\*For details on VFD for these motors, refer to Suitability of IHP Motors on Variable Frequency Drives (VFD), page xxii.

† All marks shown within this document are properties of their respective owners.



# Suitability of Integral Horsepower (IHP)\* Motors on Variable Frequency Drives

## Variable Frequency Drives (VFD)

Nidec Motor Corporation's Inverter Grade® insulated motors exceeded NEMA† MG-1 Part 30 & 31 before the standards were established.

We are a leader in the development of electric motors to withstand pulse width modulated (PWM) drives evolution from power transistors to higher switching frequency insulated gate bipolar transistors (IGBTs).

Today, as the need for light and medium duty motor inverter applications grows, Nidec Motor Corporation provides products to meet these demands.

Through continued research and development, Nidec Motor Corporation has included the insulation wire from its Inverter Grade® motors on all Premium, Energy and Standard Efficient motors, enhancing their potential inverter compatibility.

Inverter compatibility with motors is complex. As a result, many variables must be considered when determining the suitability of certain types of motors. These variables include:

- Torque requirements (Constant or Variable)
- Speed Range
- Line/System Voltage
- Cable Length between VFD & Motor
- Drive Switching (Carrier) Frequency
- Motor Construction

Wider speed ranges, higher voltages, higher switching frequencies and increased cable lengths all add to the severity of the application and therefore the potential for premature motor failure. Nidec Motor Corporation has differentiated its products into families for your ease of selection for various inverter applications.

## Warranty Guidelines

The information within this section refers to the motor and drive application guidelines and limitations for warranty.

## Hazardous Location Motors

Use of a variable frequency drive with the motors in this catalog, intended for use in hazardous locations, is only approved for Division 1, Class I, Group D hazardous location motors with a T2B temperature code, with a limitation of 2:1 constant torque or 10:1 variable torque output. No other stock hazardous location motors are inherently suitable for operation with a variable frequency drive. If other requirements are needed, including non-listed Division 2, please contact your Nidec Motor Corporation territory manager to conduct an engineering inquiry.

## Applying Inverter Grade® Insulated Motors on Variable Frequency Drives

The products within this catalog labeled "Inverter Duty" or "Vector Duty" are considered Inverter Grade® insulated motors. Inverter Grade® motors exceed the NEMA† MG-1 Part 31 standard.

Nidec Motor Corporation provides a three-year limited warranty (see page xxiv) on all Inverter Grade® insulated motors and allows long cable runs between the motor and the VFD (limited to 400 feet without output filters). These motors may be appropriate for certain severe inverter application or when the factors relating to the end use application are undefined (such as spares).

Nidec Motor Corporation's U.S. MOTORS® brand is available in the following Inverter Grade® insulated motors:

- Inverter Duty motors good for 10:1 Variable Torque & 5:1 Constant Torque, including Vertical Type RUSI
- Inverter Duty motors good for 10:1 Constant Torque
- ACCU-Torq® and Vector Duty Motors with full torque to 0 Speed & 1024 PPR, 5-28VDC Encoder
- 841 PLUS® motors that meet IEEE† 841 Standards and are suitable for 5:1 Constant Torque

## Applying Premium Efficient Motors on Variable Frequency Drives

Meet NEMA† MG-1, Section IV, Part 31.4.4.2. They can be used with adjustable frequency drives under the following parameters: Up to 4:1 speed range on constant torque loads, standard two-year limited warranty (see page xxiv).

### Cable Distances for Applying Premium Motors

Maximum Cable Distance VFD to Motor			
Switching Frequency	460 Volts	230 Volts	380 Volts
3 KHz	196 ft	481 ft	295 ft
6 KHz	168 ft	340 ft	209 ft
9 KHz	113 ft	278 ft	170 ft
12 KHz	98 ft	241 ft	148 ft
15 KHz	88 ft	215 ft	132 ft
20 KHz	76 ft	186 ft	114 ft

## Applying Standard & Energy Efficient Motors on Variable Frequency Drives

Meet NEMA† MG-1, Section IV, Part 30.2.2.8. They can be used with adjustable frequency drives under the following parameters: Up to 2:1 speed range on constant torque loads, one year limited warranty (see page xxiv).

### Cable Distances for Applying EPart & Standard Motors

Maximum Cable Distance VFD to Motor			
Switching Frequency	460 Volts	230 Volts	380 Volts
3 KHz	103 ft	435 ft	218 ft
6 KHz	73 ft	307 ft	154 ft
9 KHz	59 ft	251 ft	126 ft
12 KHz	51 ft	217 ft	109 ft
15 KHz	46 ft	194 ft	98 ft
20 KHz	40 ft	168 ft	85 ft

**All Nidec Motor Corporation motors have 40°C ambient, 1.0 SF on Inverter Power, 3300 ft. max altitude, 460 voltage or less line power, up to 10:1 speed range on Variable Torque and Class F Insulation. 575-volt motors can be applied on inverters when output filters are used.**

\*This information applies only to Integral Horsepower (IHP) motors as defined on the Agency Approval page, under UL† & CSA† listings where indicated.

† All marks shown within this document are properties of their respective owners.



# Motor / Inverter Compatibility

## Thermal Overloads and Single Phase Motors

Motors with thermal overloads installed may not operate properly on a VFD. The current carrying thermal overload is designed for sine wave power. Operation on a VFD may cause nuisance tripping or potentially not protect the motor as would be expected on line power. Thermo-stats or thermistors installed in the motor and connected properly to the VFD may provide suitable thermal overload protection when operating on a VFD. (Consult Codes)

Single phase motors and other fractional horsepower ratings are not designed to be operated on a VFD. Within Nidec Motor Corporation standard products, all motors NEMA<sup>®†</sup> 48 frame (5.5" diameter) and smaller are not suitable for VFD applications. Three phase 56 and 143/145 frame applications should be noted on the catalog price page; or if in doubt ask an Nidec Motor Corporation technical representative for recommendations on compatibility with a VFD.

## Slow Speed Motors

Motors with a base design of slower than six poles require special consideration regarding VFD sizing and minimizing harmonic distortion created at the motor terminals due to cable installation characteristics. Additional external PWM waveform filters and shielded motor cables designed for PWM power may be required to provide acceptable motor life. Harmonic distortion on the output waveform should be kept to a minimum level (less than 10%).

## 690V Applications

Motors that will be applied to 690Vac PWM VFDs require the use of an external filter to limit peak voltage spikes and the use of an Inverter Grade<sup>®</sup> motor. Where available, an alternative to using an output filter is to upgrade to a 2300V insulation system.

## Low Voltage TITAN<sup>®</sup> Motors

The use of 449 frame and larger motors on PWM type VFDs should use the cable length limits of the second chart from the previous page as a guide for inverter application or consider the use of an external filter and shielded motor cables designed for PWM power to minimize harmonic distortion and peak voltages at the motor terminals. Harmonic distortion on the output waveform should be kept to a minimum level (less than 10%).

## Bearing Currents related to PWM waveform

Due to the uniqueness of this condition occurring in the field, protection of the motor bearings from shaft currents caused by common mode voltages is not a standard feature on sinewave or Inverter Duty motor products, unless explicitly noted. Some installations may be prone to a voltage discharge condition through the motor bearings called fluting.

Fluting damage is related to characteristics of the PWM waveform, VFD programming and characteristics and installation.

Bearing fluting as a result of VFD sine wave characteristics may be prevented by the installation of a shaft grounding device such as a brush or ring and/or correction of the installation characteristics causing the shaft voltage condition.

## Multiple Motors on a Single VFD

Special considerations are required when multiple motors are powered from a single VFD unit. Most VFD manufacturers can provide guidelines for proper motor thermal considerations and starting/stopping of motors. Cable runs from the VFD and each motor can create conditions that will cause extra stress on the motor winding. Filters may be required at the motor to provide maximum motor life.

## Grounding and Cable Installation Guidelines

Proper output winding and grounding practices can be instrumental in minimizing motor related failures caused by PWM waveform characteristics and installation factors. VFD manufacturers typically provide detailed guidelines on the proper grounding of the motor to the VFD and output cable routing. Cabling manufacturers provide recommended cable types for PWM installations and critical information concerning output wiring impedance and capacitance to ground.

## Vertical Motors on VFDs

Vertical motors operated on VFD power present unique conditions that may require consideration by the user or installation engineer:

- Slowest rpm that can be utilized and not cause the non-reversing ratchet to operate properly (in the range of 200 – 300 RPM)
- Unexpected/unacceptable system vibration and or noise levels caused by the torque pulsation characteristics of the PWM waveform, a system critical frequency falling inside the variable speed range of the process or the added harmonic content of the PWM waveform exciting a system component
- Application related problems related to the controlled acceleration/deceleration and torque of the motor on VFD power and the building of system pressure/load.
- The impact the reduction of pump speed has on the down thrust reflected to the pump motor and any minimum thrust requirements of the motor bearings
- Water hammer during shutdown damaging the non-reversing ratchet

## Humidity and Non-operational Conditions

The possible build-up of condensation inside the motor due to storage in an uncontrolled environment or non-operational periods in an installation, can lead to an increased rate of premature winding or bearing failures when combined with the stresses associated with PWM waveform characteristics. Moisture and condensation in and on the motor winding over time can provide tracking paths to ground, lower the Megohm resistance of the motor winding to ground and lower the Corona Inception Voltage level of the winding.

Proper storage and maintenance guidelines are important to minimize the potential of premature failures. Space heaters or trickle voltage heating methods are the preferred methods for drying out a winding that has low megaohm readings. Damage caused by these factors are not covered by the limited warranty provided unless appropriate heating methods are properly utilized during non-operational periods and prior to motor start-up.

**NEMA<sup>®†</sup> Application Guide for  
AC Adjustable Speed Drive Systems:**

<http://www.nema.org/stds/acadjustable.cfm#download>

\*This information applies only to Integral Horsepower (IHP) motors as defined on the Agency Approval page, under UL<sup>®†</sup> & CSA<sup>®†</sup> listings where indicated.

† All marks shown within this document are properties of their respective owners.

## Limited Warranty

All Nidec Motor Corporation products identified in this catalog, other than those specifically identified below, shall carry the limited warranty specified in Section 5 of Nidec Motor Corporation's Terms and Conditions of Sale on page 174 for 12 months from the date of installation, not to exceed 24 months from the date of manufacture.

The following motors shall be covered by the limited warranty set forth in Nidec Motor Corporation's standard terms and conditions of sale as set forth on page iiiiv with the exception that the warranty period will be extended per the following table.

For VFD Guidelines, see page xxii.

### Warranty Period (whichever expires first)

Motor Type	From Install	From Mfg. Date
EPAct Efficient Motors (on sine wave power)	24 months	30 months
EPAct Efficient Motors on PWM Power	12 Months	18 Months
NEMA Premium <sup>†</sup> Efficient Motors on PWM Power*	24 Months	30 Months
TITAN <sup>®</sup> II	24 months	30 months
Varidyne <sup>®</sup> (VFD)	24 months	30 months
Automotive Duty Premium Efficient	36 months	42 months
Inverter Duty (PWM Power)	36 months	42 months
Premium Efficient Motors	36 months	42 months
Vertical (RUS & TUS)	36 months	42 months
841 PLUS <sup>®</sup> Motors	60 months	66 months
841 PLUS <sup>®</sup> Motors on PWM Power	36 months	42 months
RESCUE EcoTech <sup>®</sup>	24 months	30 months
e-LINE <sup>®</sup> Motors	12 months	18 months**

\*Does not apply to Pool and Spa Pump motors. Please see Pool and Spa Pumps section for details.

\*\*From date of shipment from Nidec Motor Corporation

## Deferred & Extended Warranty Information

### Deferred and Extended Warranties (Optional Warranties)

Deferred and extended warranties, defined as follows, apply only to 449 frame and larger horizontal and vertical motors, for use in the continental United States only. All optional warranties must be approved in writing by Nidec Motor Corporation. Contact Marketing for Approval.

#### Deferred Warranty

Nidec Motor Corporation's limited warranty, as set forth in the standard terms and conditions of sale, page 174, shall apply subject to the following modification: for a 5% addition to the net price of the motor ("Net Adder"), the warranty period on the motor will be for a period of one year (or more for applicable products) from that date of initial operation, but not in excess of 60 months from the date of shipment subject to the following conditions:

- That within thirty days prior to initial operation, a Nidec Motor Corporation (NMC) Service Engineer, or authorized NMC Service Station, be hired by the Buyer at Buyer's expense, to thoroughly inspect the motor to ascertain that the motor is in "as shipped" condition. This inspection will include but not be limited to:
  - Megger test of winding insulation.
  - Internal inspection to determine that the winding has not been damaged and that the motor is clean and dry.
  - Inspection of the bearings to determine they have not been damaged and there is no water in the oil reservoirs.
  - External inspection to determine that no damage has been made.
- Make any corrections which this inspection shows to be needed because the motor has been in storage or standing idle. These corrections will be made at Buyer's expense if corrections required are due to causes other than defects in material or workmanship.
- That an affidavit certifying that the motor has successfully passed the inspection and is in "as shipped" condition be supplied to NMC by Buyer. Failure to provide NMC with the affidavit certifying that the motor has passed inspection and is in "as shipped" condition will result in voiding the warranty.

#### Extended Warranty

When Buyer's specification requires a warranty period longer than the limited warranty set forth in Nidec Motor Corporation's standard terms and conditions of sale, page 174, the net price of each motor will be increased according to the schedule, which follows. Nidec Motor Corporation may accept an order with up to 60 months coverage.

From Mfg. Date	From Install	Net Adder
30 months	24 months	2%
42 months	36 months	3%
54 months	48 months	5%
66 months	60 months	6%

† All marks shown within this document are properties of their respective owners.






# THE NEW SYMBOL OF INNOVATION AND QUALITY IN HVACR MOTORS.

For more than a century the U.S. MOTORS® brand has stood for innovation, quality and reliability in industrial and commercial markets. Now, HVACR products will carry on the tradition.

Our brand is a bridge from the rich and solid past of Emerson brand motors to a bright and expanded future. The goal is simple: to put our HVACR customers' needs first by being the kind of brand they need today.

**U.S. MOTORS.** A new symbol of leadership in HVACR motors.



**NIDEC MOTOR CORPORATION**

[www.nidec-motor.com](http://www.nidec-motor.com) | [www.usmotors.com](http://www.usmotors.com)

Nidec Motor Corporation, 2011. All Rights Reserved.  
U.S. MOTORS® is a registered trademark of Nidec Motor Corporation. Nidec Motor Corporation trademarks followed by the ® symbol are registered with the U.S. Patent and Trademark Office.

# Heating & Air Conditioning



For use in condensing units, furnaces, evaporative coolers, commercial package equipment and conditioned air systems.

**Horsepower:** 1/10 – 2 HP

**Phase:** Single and Three Phase

**RPM:** 825, 1075, 1625 or 3450 RPM

**Voltage:** 115, 208-230, 460 or 575 Volts, 60 Hz; some motors are rated 50/60 Hz

**Efficiency:** Standard and Premium

**Enclosure:**

- Open Drip-Proof (ODP)
- Totally Enclosed, Air Over (TEAO)

**Mounting:** Extended Stud or Resilient Rings. Also many have mounting hardware or shell holes. Other hardware available in accessory section.


**Bearings:** Sleeve or Ball available

**Lubrication:** Permanent on most units


**Temp Rise:** Class A or B as noted

**Thermal Overload:** Internal automatic thermal overloads unless otherwise noted

**Agency:** UL<sup>®†</sup> Recognized and CSA<sup>®†</sup> Certified



HEATING & AIR CONDITIONING (HVACR)



**RESCUE EcoTech<sup>®</sup>**  
see page 2

- ECM blower upgrade for PSC applications
- Up to 82% efficient
- Quick and easy installation




**RESCUE<sup>®</sup>** see page 3

- The Ultimate Truck Stock Motor<sup>™</sup>
- Multi-horsepower rated
- 3.3", 5" and 5.6" diameter designs



**PEP<sup>®</sup>** see page 32

- Premium Efficient PSC Condenser Fan
- Patented design up to 76% efficient




**MOJAVE<sup>®</sup>** see page 33

- MOJAVE 70° High Ambient Design
- Totally Enclosed, Air Over Design for all angle mounting

† All marks shown within this document are properties of their respective owners.

# RESCUE EcoTech® High Efficiency Direct Drive Blower Motor



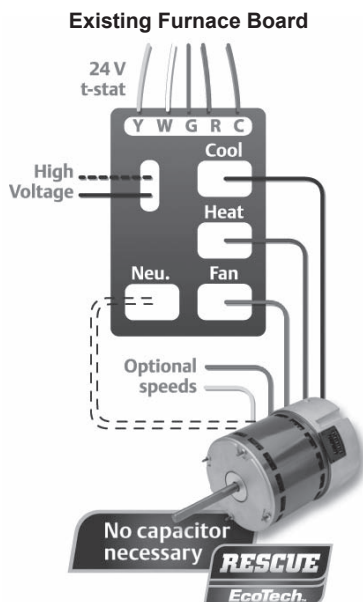
## APPLICATIONS:

Drop-in replacement for PSC Direct Drive Commercial and Residential Air Handlers and Furnaces.

## FEATURES:

- Electronically Controlled Brushless Permanent Magnet Motor
- 40°C Ambient Rated
- Reversible Rotation
- 48 Frame (5.6" Diameter)
- No Capacitor Required
- 2 Year Warranty
- Electronically Protected Motor
- Continuous Duty, Air Over
- Ball Bearing
- Class B Insulation
- 36" Leads
- **Discount Symbol: DS-3HAC**

HP	RPM	Voltage	Catalog Number	List	Recommended Cooling Speed	Recommended Heating Speed	Shaft Dia. x Length	Shell Length	Total Length	Ship Wt.
1/3-1/4	1075	115	5520ET	\$505	High (Blk)	Med-Hi (Bl)	.50 x 4	5.75	9.75	12.2
	1075	208-230	5521ET	\$505	High (Blk)	Med-Hi (Bl)	.50 x 4	5.75	9.75	12.2
1/3-1/5	1075	115/230	5522ET	\$525	High (Blk)	Med-Hi (Bl)	.50 x 4.5	5.75	9.75	12.2
1/2	1075	115	5530ET	\$536	High (Blk)	Med-Hi (Bl)	.50 x 4	5.75	9.75	12.2
	1075	208-230	5531ET	\$536	High (Blk)	Med-Hi (Bl)	.50 x 4	5.75	9.75	12.2
1/2-1/4	1075	115/230	5532ET	\$558	High (Blk)	Med-Hi (Bl)	.50 x 4.5	5.75	9.75	12.2
3/4	1075	115	5540ET	\$595	High (Blk)	Med-Hi (Bl)	.50 x 4	6.75	10.75	17.8
	1075	208-230	5541ET	\$595	High (Blk)	Med-Hi (Bl)	.50 x 4	6.75	10.75	17.8
3/4-1/3	1075	115/230	5542ET	\$619	High (Blk)	Med-Hi (Bl)	.50 x 4.5	6.75	10.75	17.8
1	1075	115	5550ET	\$634	High (Blk)	Med-Hi (Bl)	.50 x 4	7.25	11.25	17.9
	1075	208-230	5551ET	\$634	High (Blk)	Med-Hi (Bl)	.50 x 4	7.25	11.25	17.9
1-1/2	1075	115/230	5552ET	\$660	High (Blk)	Med-Hi (Bl)	.50 x 4.5	7.25	11.25	17.9



For illustration purposes only. Actual connections may vary.


- **Up to 82% Efficient** – provides a 25% increase in efficiency compared to a conventional PSC blower motors in heating and cooling. 75% watt reduction in circulation mode.
- **Exclusive Speed-Sensing Technology** – allows the RESCUE EcoTech® motor to connect just like a traditional PSC motor
- **Fits a Wide Variety of Applications** – Will work in both air handlers and furnaces and accepts several mounting methods, including flex mounts
- **Wide Speed Range** – Five available speeds insure contractors are able to easily meet the system's airflow needs while a low 600 RPM fan speed provides quiet, efficient air circulation.
- **Active Airflow Management** – The RESCUE EcoTech® motor's advanced electronic control allows the motor to react to changes in the system, helping to maintain airflow as static pressures change.

† All marks shown within this document are properties of their respective owners.





# RESCUE® PSC Direct Drive Fan 3.3" Diameter, Open Air Over



## APPLICATIONS:

Designed to meet manufacturer's requirements for fans & blowers.

## FEATURES:

- Four 8-32 x 3/4" Stud Extensions At Each End
- Ball Bearings Have All Angle Thrust System
- Automatic Reset Thermal Overload Protector
- PSC Design with Capacitor Included
- 12" Leads
- **Discount Symbol: DS-3HAC**

## Open Air Over

HP	RPM	Voltage	Catalog Number	List	Bearings	Cap. MFD	Amps	Shell Length	Shaft Dia. x Length*	Ship Wt.	Notes	OEM
1/20	1550	115	9662	\$115	OAO	CCW/Rev	0.85	3.3	0.31 X 3.0	4	86, H30	BO, LA
1/15	1550	208-230	9656	\$112	OAO	CCW/Rev	0.48	4.2	0.31 x 2.56	4	86, H30	BO, LA
1/12-1/20	1550	115/230	9664	\$111	OAO	CCW/Rev	1.3/0.7	4.2	0.31 x 2.5	4	86	BO, LA

BO = Bohn LA = Larkin

Note 86: PSC With Capacitor  
 Note H30: Includes Special Cord And Plug  
 \*As Measured From Motor Face

† All marks shown within this document are properties of their respective owners.



# RESCUE® Motors Permanent Split Capacitor Condenser Fan 5.0" Diameter, Totally Enclosed, Air Over (TEAO)

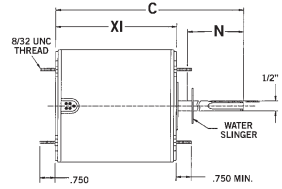


## APPLICATIONS:

Commercial and Residential Condensing Units. Can replace a range of horsepower application and a variety of mounting styles.

## FEATURES:

- EZ-FIT® mounting system to cover 4.3", 4.4" or 4.6" bolt circle mounts
- High 158°F (70°C) Ambient Designs
- Automatic Reset Thermal Overload Protector
- Designed For Use With 370V Capacitors
- Special Treated Rotor For Corrosion Protection
- 36" Leads
- Extended Mounting Studs
- Ball Bearings
- Reversible Rotation
- High Efficiency Design
- Continuous Duty, Air Over
- Reversible Rotation
- Discount Symbol: DS-3HAC



## 42 Frame (5.0" Diameter) EZ-FIT® Motor Mounting System

HP	RPM	Voltage	Catalog Number	List	Ambient Rating	Spd Taps	230V Cap MFD	Amps	Shaft N	Total C
1/8- 1/12	1075	208-230	5440H*	\$142	70C(158F)	1	5.0	0.8	3.0	8.0
1/4- 1/6	1075	208-230	5441H*	\$144	70C(158F)	1	5.0	1.5	3.0	8.5

\*Previously known as 5440 and 5441.

## EZ-FIT® Motor Mounting System consolidates three bolt circle diameters into one adapter bracket that allows the end user to adjust bolt circle mounting diameter.


Motor is shipped with studs in position for Clam Shell (● 4.3" BC) Easily adapts to a 4.4" or 4.6" bolt circle for other applications..




## For replacement of clam shell and stud mount designs:



**Clam Shell**  
● 4.3" Bolt Circle



**3 Pc**  
●● 4.4" Bolt Circle



**3 Pc**  
●●● 4.6" Bolt Circle

† All marks shown within this document are properties of their respective owners.



# RESCUE® Motors Permanent Split Capacitor Condenser Fan 5.6" Diameter, Totally Enclosed, Air Over (TEAO)

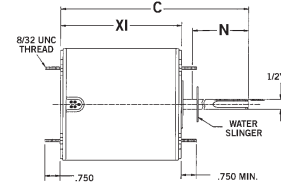


## APPLICATIONS:

Commercial and Residential Condensing Units. Can replace a range of horsepower application and a variety of mounting styles.

## FEATURES:

- High 158°F (70°C) Or 140°F (60°C) Ambient Designs
- Automatic Reset Thermal Overload Protector
- Designed For Use With 370V Capacitors
- Special Treated Rotor For Corrosion Protection
- Includes Lead End Mounting Holes For Rheem® or Trane® Units
- 48" Leads
- Extended Mounting Studs
- Ball Bearings
- Reversible Rotation
- High Efficiency Design
- Continuous Duty, Air Over
- Reversible Rotation
- Discount Symbol: DS-3HAC



**RESCUE® Condenser Motors  
available in 158°F (70°C)  
ambient ratings!**

HP	RPM	Voltage	Catalog Number	List	Max. Ambient	Speed Tap	Cap. MFD @ 208V	Cap. MFD @ 230V	Amps	Shaft N	Shell XI	Total C	Ship Wt.	Notes
1/3 1/4 1/5 1/6	825	208-230	5464	\$182	140°F(60°C)	High High Low Low	10 10 10 10	7.5 7.5 7.5 7.5	1.9 1.5 1.2 1.0	5	5.3	10.3	18	H43
1/3 1/4 1/5 1/6	825	208-230	5464H	\$186	158°F(70°C)	High High Low Low	10 10 10 10	7.5 7.5 7.5 7.5	1.9 1.5 1.2 1.0	5	5.3	10.3	18	H43
1/3 1/4 1/5 1/6	1075	208-230	5462	\$140	140°F(60°C)	High High Low Low	7.5 7.5 7.5 7.5	5 5 5 5	2.6 2.5 2.0 1.8	5	4.6	9.6	14	H43
1/3 1/4 1/5 1/6	1075	208-230	5462H	\$153	158°F(70°C)	High High Low Low	7.5 7.5 7.5 7.5	5 5 5 5	2.6 2.5 2.0 1.8	5	4.6	9.6	14	H43
1/2 1/3 1/4 1/5	1075	208-230	5465	\$177	140°F(60°C)	High High Low Low	12.5 12.5 12.5 12.5	10 10 10 10	3.0 2.2 1.6 1.3	5	5.3	10.3	19	H43
1/2 1/3 1/4 1/5	1075	208-230	5465H	\$190	158°F(70°C)	High High Low Low	12.5 12.5 12.5 12.5	10 10 10 10	3 2.2 1.6 1.3	5	5.3	10.3		H43
3/4 1/2 1/3 1/4	1075	208-230	5482H	\$205	158°F(70°C)	High High Low Low	15 15 15 15	15 15 15 15	4 2.8 1.9 1.4	5	6.3	11.875		H43

## 460 Volt RESCUE® Condenser Fan Motors

HP	RPM	Voltage	Catalog Number	List	Max. Ambient	Speed Tap	Cap. MFD	Amps	Shaft N	Shell XI	Total C	Ship Wt.	Notes
1/2 1/3 1/4 1/5 1/6	1075	460	5480H	\$308	158°F(70°C)	High High Low Low Low	10 10 10 10 10	1.3 0.9 0.7 0.5 0.5	5	5.562	11.1	19	H43
3/4 1/2 1/3 1/4	1075	460	5481H	\$333	158°F(70°C)	High High Low Low	15 15 15 15	2.2 1.3 1.1 0.7	5	6.3	11.857	22	H43

Note H43: Side Shell & Lead End Mounting Screws Included In Carton

† All marks shown within this document are properties of their respective owners.



# RESCUE® Motors Permanent Split Capacitor Direct Drive Fan & Blower, 5.6" Diameter, Open, Air Over

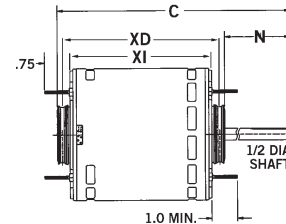


## APPLICATIONS:

Commercial and Residential Air Handlers and Furnaces. Can replace a range of horsepower applications and a variety of mounting styles.

## FEATURES:

- Extended Mounting Studs
- Designed For Use With 370V Capacitors
- Class B Insulation
- 36" Leads
- High Efficiency Design®
- Includes Side Shell Holes For Rheem®† Units
- Continuous Duty, Air Over
- Reversible Rotation
- Automatic Reset Thermal Overload Protector
- 2.5" Dia. Hub Rings Included
- **Discount Symbol: DS-3HAC**



HP	Voltage	Catalog Number	List	RPM	Cool Speed Tap	Heat Speed	Bearings	Cap. MFD	Amps	Shaft N	Base XD	Shell XI	Total C	Ship Wt.	Notes
1/3	208-230	5469	\$218	825	Med-Hi	High	SAB	7.5	2.4	2.2		4.6	6.74	17	H40
1/4					Med-Low	Med-Hi		7.5	1.7						
1/8					Low	Med-Low		7.5	0.9						
1/2	115	5460	\$148	1075	High	Med-Hi	SAB	12.5	7.3	5.0	5.4	4.8	9.8	15	H23, H40
1/3					High	Med-Low		7.5	6.9						
1/4					Med-Hi	Med-Low		7.5	5.5						
1/5					Med-Low	Low		7.5	3.6						
1/6	Low	Low	7.5	2.8											
1/2	208-230	5461	\$151	1075	High	Med-Hi	SAB	10	3.6	5.0	5.4	4.8	9.8	15	H23, H40
1/3					High	Med-Low		5	3.5						
1/4					Med-Hi	Med-Low		5	2.8						
1/5					Med-Low	Low		5	1.9						
1/6					Low	Low		5	1.3						
3/4	115	5470	\$177	1075	High	Med-Hi	Ball	20	8.1	5.0	6.6	6.1	11.6	22	H40
1/2					High	Med-Low		10	6.6						
1/3					Med-Hi	Med-Low		10	4.6						
1/4					Med-Low	Low		10	3.8						
1/5					Low	Low		10	3.1						
3/4	208-230	5471	\$181	1075	High	Med-Hi	Ball	20	4.1	5.0	6.6	6.1	11.6	21	H40
1/2					High	Med-Low		10	3.7						
1/3					Med-Hi	Med-Low		10	2.5						
1/4					Med-Low	Low		10	1.8						
1/5					Low	Low		10	1.7						

Note H23: For 1/3 To 1/6 HP, if more air flow is needed, a 7.5 MFD capacitor may be used.

Note H40: Screws For Shell Mounting Included In Carton

† All marks shown within this document are properties of their respective owners.



# OEM Replacement Draft Inducer Blowers & Motors

## APPLICATIONS:

80+, 90+ natural gas furnaces and package units to induce a draft through the heat exchanger.

## FEATURES:

- OEM approved designs
- Sleeve and ball bearing models
- Automatic reset thermal reset overload protector
- Shaded pole design

Catalog Number	List	Voltage	Amps	Speed	Bearings	OEM	Industry Number
3104	\$209	208-230	0.6	1	Sleeve	Rheem	70-100331-01, 119258-00
3105	\$211	115	1.4	1	Sleeve	Goodman	B40590-00, J238-11195, A182, 7002-3036
3106	\$230	115	1.4	1	Ball	Goodman	B18590-05, J238-11128, A157, 7002-2307, 7002-2771, 7002-3219, 4MH09, R7-RFB185
3108	\$327	208-230	1.4	1	Ball	Goodman	B29590-00, J238-1366, A162, 7021-8656
3111	\$284	115	1.6	1	Ball	ICP	1013833, J238-1393
3114	\$317	208-230	0.98	1	Sleeve	ICP	1110008, 119254-00, A169, 7021-10048, 7021-10580, 1085571P
3120	\$223	115	1.3	1	Ball	Lennox	88K8401, J238-8171
3121	\$382	115	3.3	1	Ball	Lennox	67K0401, 117813-00, 7021-9450, A163
3122	\$406	115	1.2	1	Ball	Armstrong	40404-003, 117521-01
3124	\$246	115	1	1	Ball	Trane	787P01, J238-1344, A143, 944, 7021-8013, 7021-8428, 7021-8924, 7021-9055, 7021-9913, 7021-10281, BLW473, D330787P01




3104



3105



3106



3108



3111



3114




3120



3121



3122

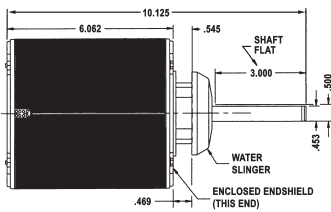


3124

† All marks shown within this document are properties of their respective owners.



# OEM Replacement for Specific Manufacturers



## AAON

### Commercial Condenser Fan

**8233**

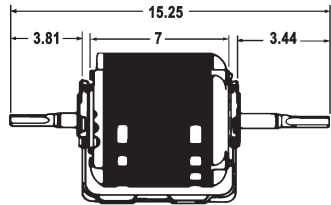
List Price: \$313

Replaces: K55HXTSD9941, F48F37A27, F48SP6V9, OAN1076, R1747B, R17470

 HP: 3/4  
RPM: 1075  
Volts: 460

 Amps: 2.7  
Dia.: 5.6"  
Wt.: 19 lbs.

PSC, ball bearings, enclosed shaft end, four 98" leads, reversible rotation, thermally protected, 12.5 MFD capacitor – not supplied.



## ADDISON/SEARS

### PC-29 Mobile Home Packaged A/C

**8231**

List Price: \$343

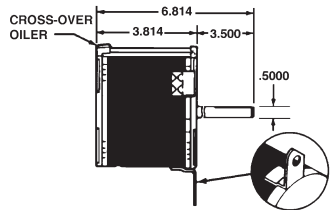
Replaces: 8101-338, K55TXGGP3933

LIMITED STOCK

 HP: 3/4  
RPM: 1625  
Volts: 230

 Amps: 5.2  
Dia.: 5.6"  
Wt.: 22 lbs.

PSC, open air over, automatic reset thermal overload protector, sleeve bearings, double flats on 1/2" dia. shaft, 34" leads, Class B, 48Y frame, CWLE, 7.5 MFD capacitor — not supplied.



## AMANA

### Packaged Terminal Air Conditioner

**3034**

List Price: \$169

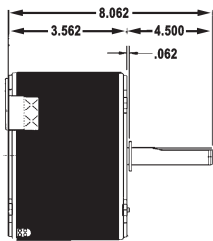
Replaces: C6397901, K48HXBLF1001

LIMITED STOCK

 HP: 1/20  
RPM: 1075/3  
Volts: 208-230

 Amps: 0.5  
Dia.: 5.0"  
Wt.: 10 lbs.

PSC, open air over, automatic reset thermal overload protector, sleeve bearings, 34" leads, CWLE, 3 Lugs (one notched) on S.E., 4.0 MFD capacitor — not supplied.



## AMANA

### Packaged Terminal Air Conditioner

**3033**

List Price: \$143

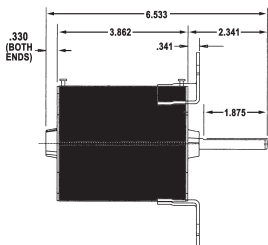
Replaces: D98432-02Q

LIMITED STOCK

 HP: 1/12  
RPM: 1200/2  
Volts: 208-230

 Amps: .56  
Dia.: 5.6"  
Wt.: 10 lbs.

PSC, totally enclosed, air over, sleeve bearings, 18" leads, CWLE, automatic reset thermal overload protector, 1/2" dia. shaft with flat. 4.0 MFD capacitor — not supplied.



## AMANA

### Packaged Terminal Air Conditioner

**3037**

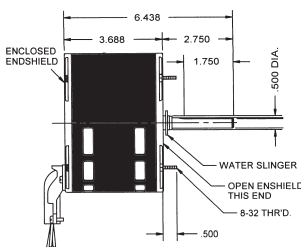
List Price: \$205

Replaces: K33HXCDR-934, 10292803

 HP: 1/15  
RPM: 1475/1375  
Volts: 265

 Amps: .46  
Dia.: 3.3"  
Wt.: 5 lbs.

PSC, enclosed end shield lead end, 2 lugs shaft end 60° apart, third lug at 180°, 1/4" holes on 5" bolt circle, 2 5/16" x 5/16" shaft.



## BOHN

### Condenser Fan

**1176**

List Price: \$291

Replaces: K48HXBWG1176, F48HXCNF1506, 5024T

 HP: 1/8  
RPM: 1550/1  
Volts: 208-230

 Amps: 1.1  
Dia.: 5.0"  
Wt.: 9 lbs.

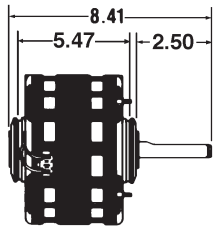
Features 60" leads, extended tie rods SE, automatic reset thermal overload protector, BX connector, rotation CCW lead end, 2 3/4" x 1/2" shaft. 5.0 MFD capacitor — not supplied.

★ Suggested Distributor Stock Item Unless otherwise noted, all capacitors are 370 Volts.

† All marks shown within this document are properties of their respective owners.



# OEM Replacement for Specific Manufacturers



## CARRIER

Direct Drive Blower

**1410**

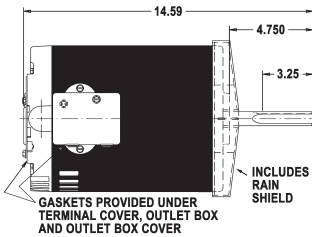
List Price: \$245

Replaces: 62814-D5, K55HXFBK5867

HP: 1/3  
RPM: 1075/4  
Volts: 115

Amps: 5.3  
Dia.: 5.6"  
Wt.: 16 lbs.

PSC, open air over, automatic reset thermal overload protector, sleeve bearings, 30" leads with molex plug, CCWLE reversible rotation, 2 1/2" hub rings, 7.5 MFD capacitor — not supplied.



## CARRIER

Commercial Condenser

**1816**

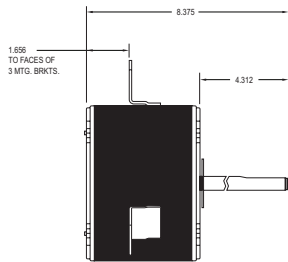
List Price: \$417

Replaces: HD52VE214, 5K49UN6084S

HP: 1  
RPM: 1140  
Volts: 200-230/460

Amps: 6.0/3.0  
Dia.: 6.3"  
Wt.: 35 lbs.

Three phase, open Drip-Proof, rain shield on shaft end, automatic reset thermal overload protector, shaft-up mounting, 5/8" x 3" shaft.



## CARRIER

Condenser Fan

**NEW\* 3303**

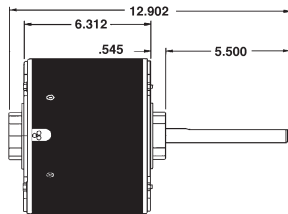
List Price: \$245

Replaces: HC37MZ220, HC37ME720, HC37ML702, HC39ML706, P251-5404

HP: 1/4  
RPM: 1075/2  
Volts: 208-230

Amps: 2.5  
Dia.: 5.6"  
Wt.: 13 lbs.

PSC, open air over, automatic thermal overload reset protector, 3 lug mount, sleeve bearings, 60" leads, CCWLE reversible rotation, 1/2" dia. Shaft with flat, 5.0 MFD Capacitor – not supplied.



## CARRIER

Condenser Fan

**3330**

List Price: \$262

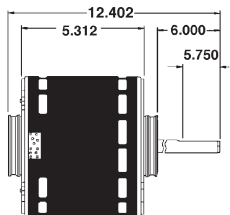
Replaces: D804, 5KCP39PGC238S

LIMITED STOCK

HP: 1/2  
RPM: 1075  
Volts: 208-230

Amps: 5.1  
Dia.: 5.6"  
Wt.: 20 lbs.

PSC, totally enclosed, air over, automatic reset thermal overload protector, ball bearings, 16" leads, CCWLE, 7.5 MFD capacitor — not supplied.



## CARRIER

Direct Drive Blower

**3340**

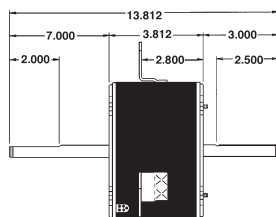
List Price: \$340

Replaces: D838, HC45SE116, SC435X101, HC435SE116

HP: 3/4  
RPM: 1075/4  
Volts: 115

Amps: 12.1  
Dia.: 5.6"  
Wt.: 18 lbs.

PSC, open air over, automatic reset thermal overload protector, sleeve bearings, 27" leads, reversible rotation, 7.5 MFD capacitor — not supplied.



## CARRIER

Packaged Terminal Air Conditioner

**3360**

List Price: \$212

Replaces: D848, HC37MB-730, 51PH124275

HP: 1/5  
RPM: 1040/3  
Volts: 265-277

Amps: 1.3  
Dia.: 5.6"  
Wt.: 12 lbs.

PSC, totally enclosed, air over, sleeve bearings, 3 speeds, automatic reset thermal overload protector, 51" leads, 3.0 MFD capacitor — not supplied.

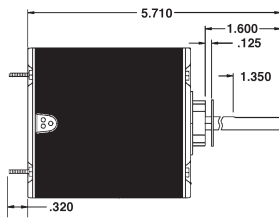
★ Suggested Distributor Stock Item Unless otherwise noted, all capacitors are 370 Volts.

\* Available after April 1.

† All marks shown within this document are properties of their respective owners.



# OEM Replacement for Specific Manufacturers



## CARRIER Condenser Fan

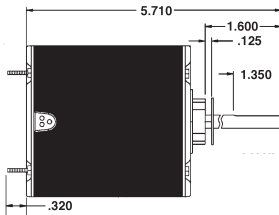
**3401★**  
List Price: \$151

Replaces: HC31GE232, 5KCP39BGS162S

HP: 1/12  
RPM: 1100  
Volts: 208-230

Amps: 0.7  
Dia.: 5.6"  
Wt.: 9 lbs.

PSC, totally enclosed, air over, automatic reset thermal overload protector, sleeve bearings, 48" leads, CWLE, single flat on 1/2" dia. shaft, 5 MFD capacitor — not supplied.



## CARRIER Condenser Fan

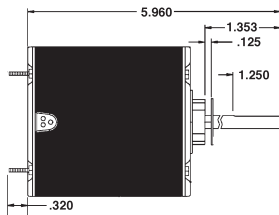
**3402★**  
List Price: \$160

Replaces: HC33GE233, 5KCP39BGS069S

HP: 1/10  
RPM: 1100  
Volts: 208-230

Amps: 0.8  
Dia.: 5.6"  
Wt.: 9 lbs.

PSC, totally enclosed, air over, automatic reset thermal overload protector, sleeve bearings, 48" leads, CWLE, single flat on 1/2" dia. shaft, 5 MFD capacitor — not supplied.



## CARRIER Condenser Fan

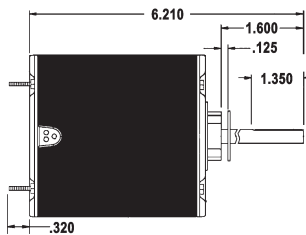
**3403★**  
List Price: \$182

Replaces: HC39GE237, 5KCP39EGS070S

HP: 1/4  
RPM: 1100  
Volts: 208-230

Amps: 1.8  
Dia.: 5.6"  
Wt.: 11 lbs.

PSC, totally enclosed, air over, sleeve bearings, 48" leads, CWLE, automatic reset thermal overload protector, 1/2" dia. shaft, 5.0 MFD capacitor — not supplied.



## CARRIER Condenser Fan

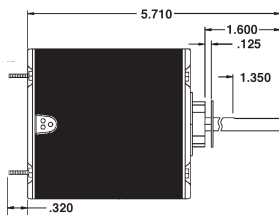
**3404★**  
List Price: \$201

Replaces: HC39GE236, 5KCP39BGS071S

HP: 1/4  
RPM: 1100  
Volts: 208-230

Amps: 1.8  
Dia.: 5.6"  
Wt.: 12 lbs.

PSC, totally enclosed, air over, automatic reset thermal overload protector, sleeve bearings, 45" leads, CWLE, 1/2" dia. shaft, 5 MFD capacitor — not supplied.



## CARRIER Condenser Fan

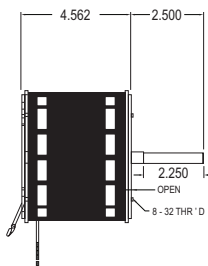
**3405★**  
List Price: \$185

Replaces: HC33GE208, 5KCP39BGR201BS

HP: 1/6  
RPM: 1500  
Volts: 208-230

Amps: 0.8  
Dia.: 5.6"  
Wt.: 9 lbs.

PSC, totally enclosed, air over, automatic reset thermal overload protector, sleeve bearings, 48" leads, CWLE, 1/2" dia. shaft, 5 MFD capacitor — not supplied.



## CARRIER Direct Drive Blower

**NEW\* CA3406**  
List Price: \$219

Replaces: 5KCP39HGZ037S, K55HXKNA-0219

HP: 1/4  
RPM: 1075/3  
Volts: 208-230

Amps: 1.5  
Dia.: 5.6"  
Wt.: 11 lbs.

PSC, Open air over, automatic reset thermal protector, sleeve bearing, 18" leads, CWLE, 7.5 MFD capacitor — not supplied

★ Suggested Distributor Stock Item Unless otherwise noted, all capacitors are 370 Volts.

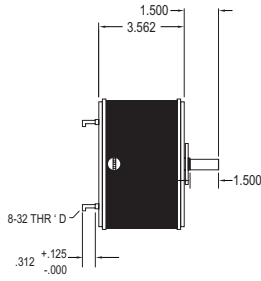
\* Available after April 1.

† All marks shown within this document are properties of their respective owners.





# OEM Replacement for Specific Manufacturers



## CARRIER Condenser

**NEW\* CA3407**

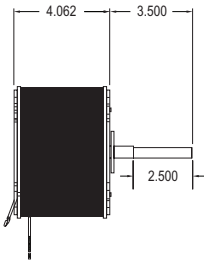
List Price: \$179

Replaces: 5KCP39BGZ038S, K55HXKNR-0234

HP: 1/15  
RPM: 800  
Volts: 208-230

Amps: .7  
Dia.: 5.6"  
Wt.: 9 lbs.

PSC, totally enclosed, air over, automatic reset thermal protector, sleeve bearing, 37" leads, CWLE, 5.0 MFD capacitor — not supplied



## CARRIER Condenser

**NEW\* CA3408**

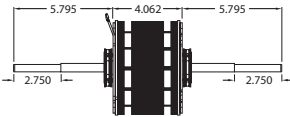
List Price: \$201

Replaces: 5KCP39FGZ039S, K55HXKMU-0210

HP: 1/4  
RPM: 1100  
Volts: 208-230

Amps: 1.5  
Dia.: 5.6"  
Wt.: 9 lbs.

PSC, totally enclosed, air over, automatic reset thermal protector, sleeve bearing, 50" leads, CCWLE, 5.0 MFD capacitor — not supplied



## CARRIER Fan Coil

**NEW\* CA3409**

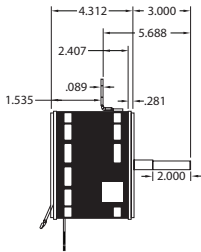
List Price: \$270

Replaces: 5KCP39FGZ041S, K55HXKMW-0212

HP: 1/3  
RPM: 1600  
Volts: 208-230

Amps: 2.0  
Dia.: 5.6"  
Wt.: 16 lbs.

PSC, Double Shaft, Open air over, automatic reset thermal protector, sleeve bearing, 38" leads, CCWLE, 7.5 MFD capacitor — not supplied



## CARRIER Direct Drive Blower

**NEW\* CA3410**

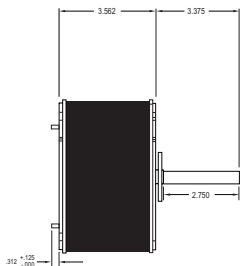
List Price: \$239

Replaces: 5KCP39HGZ068S, K55HXKNC-0221, 3225

HP: 1/3  
RPM: 1075/2  
Volts: 208-230

Amps: 2.5  
Dia.: 5.6"  
Wt.: 11 lbs.

PSC, Open air over, automatic reset thermal protector, Bracket B.C. Dia 7" sleeve bearing, 50" leads, CWLE, 7.5 MFD capacitor — not supplied



## CARRIER Condenser

**NEW\* CA3411**

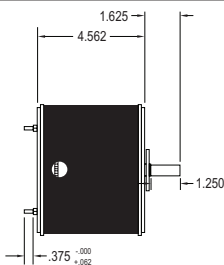
List Price: \$150

Replaces: 5KCP39BGAF02S, K55HXKNS-0235

HP: 1/15  
RPM: 1125  
Volts: 208-230

Amps: .85  
Dia.: 5.6"  
Wt.: 9 lbs.

PSC, totally enclosed, air over, automatic reset thermal protector, sleeve bearing, 40" leads, CWLE, 5.0 MFD capacitor — not supplied



## CARRIER Condenser

**NEW\* CA3412**

List Price: \$196

Replaces: 5KCP39GFY917S, K55HXKNT-0236

HP: 1/5  
RPM: 825  
Volts: 208-230

Amps: 1.3  
Dia.: 5.6"  
Wt.: 10 lbs.

PSC, totally enclosed, air over, automatic reset thermal protector, sleeve bearing, 42" leads, CWLE, 7.5 MFD capacitor — not supplied

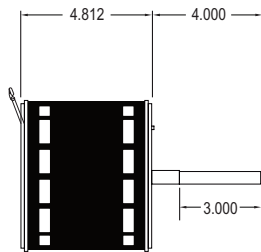
★ Suggested Distributor Stock Item Unless otherwise noted, all capacitors are 370 Volts.

\* Available after April 1.

† All marks shown within this document are properties of their respective owners.



# OEM Replacement for Specific Manufacturers



## CARRIER

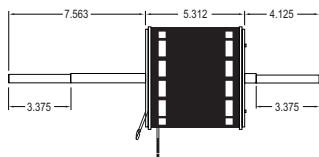
Direct Drive Blower

**NEW\* CA3413**

List Price: \$279

Replaces: 5KCP39LGZ024S, K55HXKNJ-0227

HP: 1/2	Amps: 6.7	PSC, Open air over, automatic reset thermal protector, sleeve bearing,
RPM: 1075/4	Dia.: 5.6"	17" leads, CCWLE, 10 MFD capacitor — not supplied
Volts: 115	Wt.: 18 lbs.	



## CARRIER

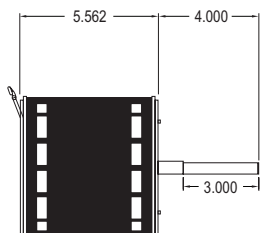
Fan Coil

**NEW\* CA3414**

List Price: \$300

Replaces: 5KCP39FGZ041S, K55HXKNH-0226

HP: 1/2	Amps: 7.9	PSC, Double Shaft, automatic reset thermal protector, sleeve bearing,
RPM: 1075/4	Dia.: 5.6"	15" leads, CCWLE, 7.5 MFD capacitor — not supplied
Volts: 115	Wt.: 16 lbs.	



## CARRIER

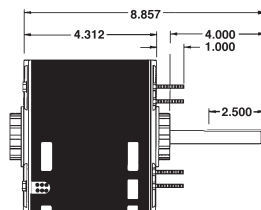
Fan Coil

**NEW\* CA3415**

List Price: \$340

Replaces: 5KCP39LPGZ036S, K55HXKNP-0233

HP: 3/4	Amps: 10.7	PSC, Open air over, automatic reset thermal protector, sleeve bearing,
RPM: 1075/4	Dia.: 5.6"	15" leads, CCWLE, 10 MFD capacitor — not supplied
Volts: 115	Wt.: 16 lbs.	



## COLEMAN, ARVIN, BOHN, DELTA THERM, FRIEDRICH

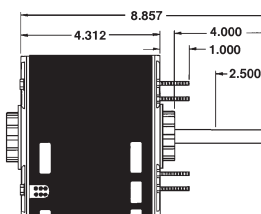
**1390★**

Direct Drive Blower

List Price: \$160

Replaces: 390, D150, A935, 5002-L, 4070-311

HP: 1/4	Amps: 2.8	PSC, automatic reset thermal overload protector, sleeve bearings, 33" leads,
RPM: 1050/3	Dia.: 5.0"	CCWLE, reversible rotation, 4 additional mounting studs included separately,
Volts: 115	Wt.: 11 lbs.	endshields open, both ends, 7.5 MFD capacitor — not supplied.



## COLEMAN, ARVIN, BOHN

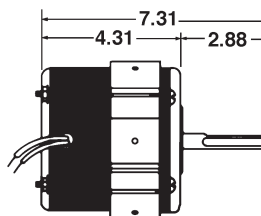
Direct Drive Blower

**1391★**

List Price: \$163

Replaces: 391, D151, A6262, 5002-M 3400A312

HP: 1/4	Amps: 1.5	PSC, automatic reset thermal overload protector, sleeve bearings, 33" leads,
RPM: 1050/3	Dia.: 5.0"	CCWLE, reversible rotation, 4 additional mounting studs included separately,
Volts: 208-230	Wt.: 12 lbs.	endshields open, both ends, 7.5 MFD capacitor — not supplied.



## COPELAND

Condenser Fan

**1527**

List Price: \$219

Replaces: 050-0242-00, 050-0103-00, F48NY741

HP: 1/6	Amps: 2.8	Shaded pole, open air over, automatic reset thermal overload protector,
RPM: 1550	Dia.: 5.0"	sleeve bearings, 26" leads, CWLE, double flats on 1/2" dia. shaft,
Volts: 230	Wt.: 13 lbs.	special mounting ring on shell.

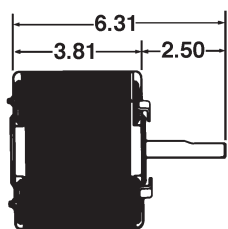
★ Suggested Distributor Stock Item Unless otherwise noted, all capacitors are 370 Volts.

\* Available after April 1.

† All marks shown within this document are properties of their respective owners.



# OEM Replacement for Specific Manufacturers



## COPELAND

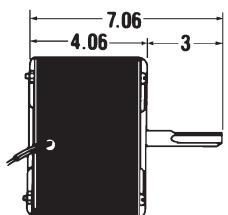
Condenser Fan – Head Cooling

(previously 1989) **1989P**

List Price: \$201

Replaces: 050-0167-002, F48BGP1092, 5KSP29BG5012S, 5KSP21DG2162

HP: 1/20	Amps: 1.3	PSC, 60/50 Hz, enclosed except shaft end, automatic reset thermal overload protector, sleeve bearings, CWLE, tapped mounting bracket on 1/2" dia. shaft end. 3.0 MFD capacitor included.
RPM: 1550/1300	Dia.: 5.0"	
Volts: 230	Wt.: 10 lbs.	



## COPELAND

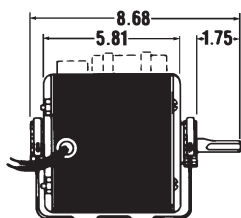
Condenser Fan

**6124**

List Price: \$242

Replaces: 050-0238-00, K55BZY1439, 5KCP39GG-3537S, 050-0107-01

HP: 1/4	Amps: 2.1	PSC, open air over, automatic reset thermal overload protector, sleeve bearings, 32" leads, CWLE, double flats on 1/2" dia. shaft, 5.0 MFD capacitor included.
RPM: 1550	Dia.: 5.6"	
Volts: 230	Wt.: 13 lbs.	



## COPELAND

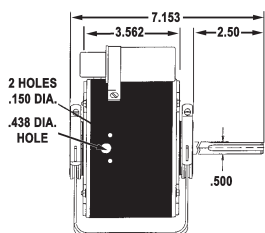
Condenser Fan

**6127**

List Price: \$264

Replaces: 050-0108-00, K55HXECE2645, 050-0018-00

HP: 1/3	Amps: 2.4	PSC, 50/60 Hz, totally enclosed, air over, automatic reset thermal overload protector, sleeve bearings, 36" leads, CWLE, motor to be mounted in a horiz. position only, 4.0 MFD capacitor included and mounted.
RPM: 1625	Dia.: 5.6"	
Volts: 230	Wt.: 17 lbs.	



## COPELAND

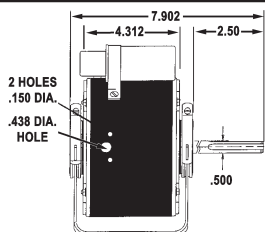
Condenser Fan

**6128**

List Price: \$263

Replaces: 050-0251-00

HP: 1/6	Amps: 1.1	PSC, 50/60 Hz, open air over, automatic reset thermal overload protector, sleeve bearings, 32" leads, CWLE, double flats on 1/2" dia. shaft, horizontal mount only, 3.0 MFD capacitor included.
RPM: 1550	Dia.: 5.6"	
Volts: 208-230	Wt.: 17 lbs.	



## COPELAND

Condenser Fan

**6129**

List Price: \$273

Replaces: 050-0250-00

HP: 1/4	Amps: 1.5	PSC, 50/60 Hz, open air over, automatic reset thermal overload protector, sleeve bearings, 36" leads, CWLE, double flats on 1/2" dia. shaft, horizontal mount only, 5.0 MFD capacitor included and mounted.
RPM: 1625	Dia.: 5.6"	
Volts: 208-230	Wt.: 17 lbs.	

★ Suggested Distributor Stock Item Unless otherwise noted, all capacitors are 370 Volts.

† All marks shown within this document are properties of their respective owners.



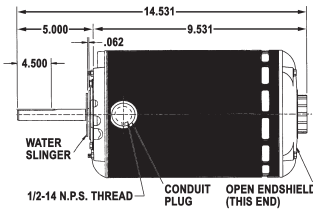
# OEM Replacement for Specific Manufacturers

## DUNHAM BUSH

Commercial Condenser Fan - Three Phase

**1326**

List Price: \$485



Replaces: PO55SYTLN1326, MM-2860-305

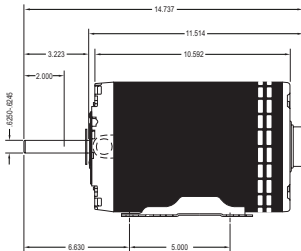
HP: 1      Amps: 3.5-3.3/1.7      Open end shield opposite shaft end, terminal board shaft end, three phase,  
RPM: 1140      Dia.: 5.6"      reversible rotation, 1/2" diameter shaft, automatic thermal protector.  
Volts: 200-230/46      Wt.: 19 lbs.

## HEATCRAFT

Condenser Fan

**NEW\* 1100**

List Price: \$560



Replaces: 25301701, P63SYDTG-3454, 5K49ZN3007S, W56T805515

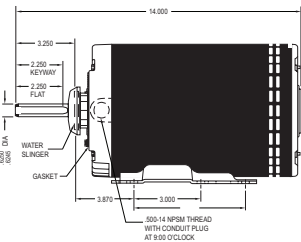
HP: 1 1/2      Amps: 6.6/3.3      Three phase, ODP, automatic reset protector, welded base,  
RPM: 830      Dia.: 6.3"      CCWLE reversible rotation, 5/8" x 3.25" shaft with flat and key way.  
Volts: 208-230/460      Wt.: 44 lbs.

## HEATCRAFT

Condenser Fan

**NEW\* 1139**

List Price: \$540



Replaces: 25316201, 1301007467

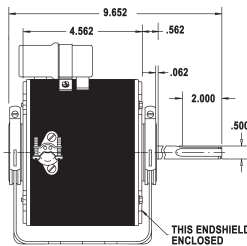
HP: 1/2      Amps: 3.2-3.1/1.6      Three phase, ODP, automatic reset protector, 60/50 Hz rated, welded  
RPM: 575      Dia.: 6.3"      base, reversible rotation, 5/8" x 3.25" shaft with flat and key way.  
Volts: 208-230/460      Wt.: 24 lbs.

## HEATCRAFT

Condenser Fan

**6986**

List Price: \$231



Replaces: 7071208, K55HXPZZ-7698

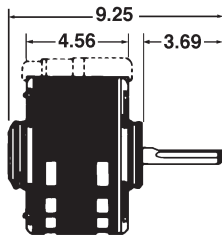
HP: 1/3      Amps: 3.5      PSC, open air over, enclosed shaft end, resilient mount, automatic reset  
RPM: 1075      Dia.: 5.6"      thermal overload protector, 1/2" x 4" shaft, capacitor included, 50/60 Hz.  
Volts: 208-230      Wt.: 18 lbs.

## HILL REFRIGERATION

Condenser Fan

**7232**

List Price: \$268



Replaces: K55HXHCN4370, KCP39KG1369S, 3001, 82001, M-Z-008, F112, D801

HP: 1/3      Amps: 2.9      PSC, open air over, automatic reset thermal overload protector, sleeve bearings,  
RPM: 1625      Dia.: 5.6"      32" leads, 2 1/2" hub rings, CWLE reversible rotation, 3/8" flexible connector,  
Volts: 208-230      Wt.: 16 lbs.      6.0 MFD capacitor included and mounted.

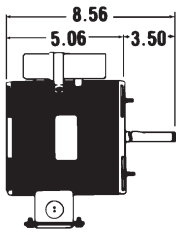
★ Suggested Distributor Stock Item Unless otherwise noted, all capacitors are 370 Volts.

\* Available after April 1.

† All marks shown within this document are properties of their respective owners.



# OEM Replacement for Specific Manufacturers



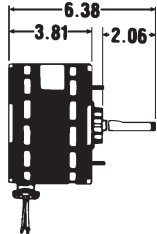
## HUSSMANN Condenser Fan

**644**

List Price: \$250

Replaces: 259983, K55HXCTP9963, D890

HP: 1/2      Amps: 2.7      PSC, 50/60 Hz, open end shield-OLE, automatic reset thermal overload protector, ball bearings, 36" leads, CWLE, 0.44" studs, 5.0 MFD capacitor supplied and mounted.  
 RPM: 1725      Dia.: 5.6"  
 Volts: 208-230      Wt.: 15 lbs



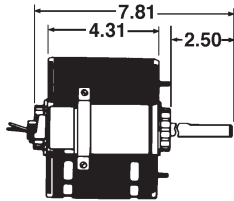
## HUSSMANN Condenser Fan

**1645**

List Price: \$263

Replaces: PO11-96202, K55HXKWB8574, K55HXHWR4884, D807, 3057, 174

HP: 1/6      Amps: 1.4      PSC, open air over, automatic reset thermal overload protector, ball bearings, 36" leads, CWLE, 1/2" studs, 3.0 MFD capacitor supplied.  
 RPM: 1550      Dia.: 5.6"  
 Volts: 208-230      Wt.: 12 lbs.



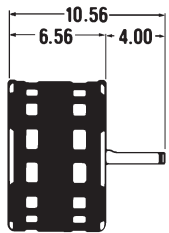
## HUSSMANN Condenser Fan

**1648**

List Price: \$244

Replaces: PO11-96203, K55HXKWA8573, K55HXCLN1782

HP: 1/5      Amps: 2.0      Open air over, automatic reset thermal overload protector, ball bearings, 24" leads, CWLE, 0.44" leads, 4.0 MFD capacitor supplied and mounted.  
 RPM: 1075      Dia.: 5.6"  
 Volts: 208-230      Wt.: 13 lbs.



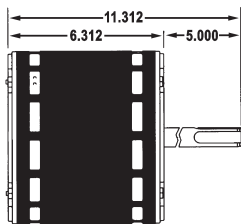
## ICP Direct Drive Blower

**1125**

List Price: \$289

Replaces: K55HXBLW6108, ICP#1008619, K55HXFFA7697

HP: 3/4      Amps: 11.9      PSC, open air over, automatic reset thermal overload protector, sleeve bearings, 30" leads, CCWLE, 1/2" dia. shaft x 4" with flat, 10 MFD capacitor — not supplied.  
 RPM: 900/4      Dia.: 5.6"  
 Volts: 115      Wt.: 20 lbs.



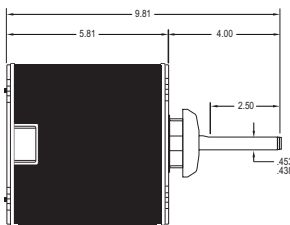
## ICP Direct Drive Blower

**4670**

List Price: \$277

Replaces: K55HXNHN4665, ICP HQ1054586EM

HP: 1      Amps: 6.0      PSC, open air over, automatic reset thermal overload protector, sleeve bearings, 21" leads, CCWLE, terminal plug on side of motor, 5/8" dia. shaft, 20.0 MFD capacitor — not supplied.  
 RPM: 1100/4      Dia.: 5.6"  
 Volts: 208-230      Wt.: 20 lbs.



## LENNOX Condenser Fan

**NEW\* 1128**

List Price: \$376

Replaces: 27J0701, K55HXTDP-8454

HP: 1/2      Amps: 1.5      PSC, totally enclosed, air over, terminal block connector, automatic reset thermal protector, ball bearing, CCW lead end rev., 10 MFD capacitor — not supplied.  
 RPM: 1075      Dia.: 5.6"  
 Volts: 460      Wt.: 19 lbs.

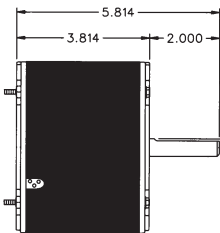
★ Suggested Distributor Stock Item Unless otherwise noted, all capacitors are 370 Volts.

\* Available after April 1.

† All marks shown within this document are properties of their respective owners.



# OEM Replacement for Specific Manufacturers

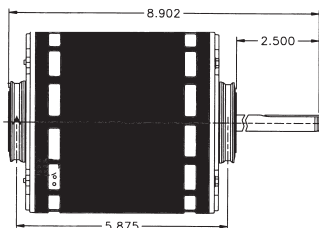


## LENNOX Condenser Fan

**1901**  
List Price: \$178

Replaces: K48HXEMG3494, 31L1901

HP: 1/6      Amps: 1.0      PSC, totally enclosed, air over, automatic reset thermal overload protector,  
RPM: 1075      Dia.: 5"      sleeve bearing, 35" leads, CCWLE reversible, 5.0 MFD capacitor — not supplied.  
Volts: 208-230      Wt.: 10 lbs.

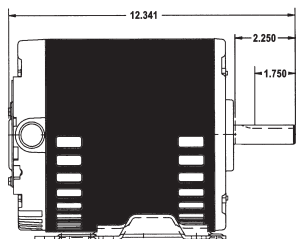


## LENNOX Direct Drive Fan & Blower

**3275**  
List Price: \$246

Replaces: K55HXTMS9565, 28F0101

HP: 3/4      Amps: 10.0      Totally open, mounting rings both ends, 46" leads, CCWLE, 40 MFD capacitor —  
RPM: 1075/4      Dia.: 5.6"      not supplied, 1/2" x 2 1/2" shaft, 2 1/2" hubs, ball bearings, thermally protected.  
Volts: 115      Wt.: 17 lbs.

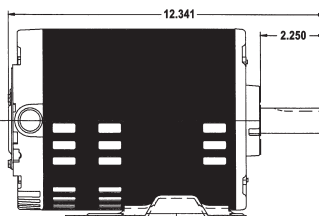


## LENNOX Belt Drive Blower

**7913**  
List Price: \$504

Replaces: 23G3901, P63PYCJD2723

HP: 1 1/2      Amps: 5.0/2.5      Three phase, ODP, 56HZ frame, automatic reset thermal overload protector,  
RPM: 1725      Dia.: 6.3"      ball bearings, reversible rotation, 7/8" x 2 1/4" shaft.  
Volts: 200-230/460      Wt.: 39 lbs.

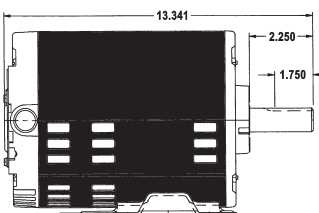


## LENNOX Commercial Blower

**7914**  
List Price: \$539

Replaces: 23G4001, P63TYCJE2724

HP: 2      Amps: 7.6-7.8/3.9      Three phase, automatic reset thermal overload protector, ODP,  
RPM: 1725      Dia.: 6.3"      rigid welded base, reversible rotation, 7/8" x 2 1/4" shaft with key way.  
Volts: 200-230/460      Wt.: 45 lbs.

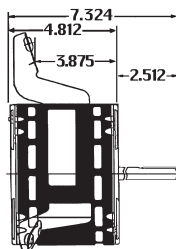


## LENNOX Belt Drive Blower

**7915**  
List Price: \$666

Replaces: 23G4101, P63MZCJF272

HP: 3      Amps: 9.0-9.2/4.6      Three phase, ODP, 56HZ frame, automatic reset thermal overload  
RPM: 1725      Dia.: 6.3"      protector, ball bearings, reversible rotation, 7/8" x 2 1/4" shaft.  
Volts: 200-230/460      Wt.: 47 lbs.



## LENNOX Direct Drive Blower

**8052**  
List Price: \$191

Replaces: 65G5901, KA55HXJAK2549, 5KCP39NGM981AS

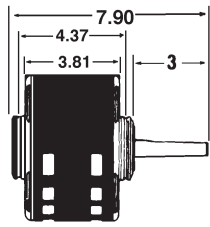
HP: 1/3      Amps: 1.9      PSC, open air over, flexible (3) ear mount, automatic reset thermal overload  
RPM: 825/3      Dia.: 5.6"      protector, sleeve bearings, CCWLE, 3 speed, 15 MFD capacitor — not supplied.  
Volts: 230      Wt.: 14 lbs.

★ Suggested Distributor Stock Item Unless otherwise noted, all capacitors are 370 Volts.

† All marks shown within this document are properties of their respective owners.



# OEM Replacement for Specific Manufacturers

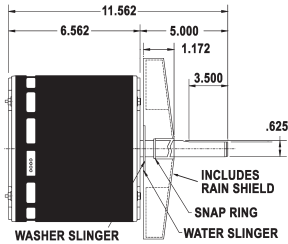


## LENNOX Condenser Fan

**8054★**  
List Price: \$209

Replaces: P-8-2702, K55HXBWE1351, KCP39GGA124S

HP: 1/4      Dia.: 5.6"      PSC, open air over, automatic reset thermal overload protector, sleeve bearings,  
RPM: 1075      Wt.: 12 lbs.      40" leads, CCWLE, 2 1/2" hub rings, 4.0 MFD capacitor — not supplied.  
Volts: 230

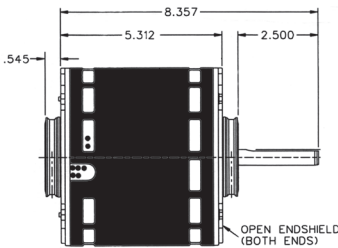


## LENNOX Condenser Fan

**8055**  
List Price: \$532

Replaces: 88C7301, K55HXBSF-9500

HP: 1      Amps: 2.5      PSC, open lead end, ball bearing, automatic reset thermal overload protector,  
RPM: 1080      Dia.: 5.6"      shaft up mount with shield, 5/8" x 5" shaft, 15.0 MFP capacitor — not supplied.  
Volts: 460      Wt.: 20 lbs.

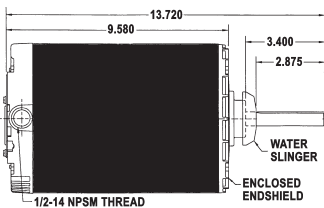


## LENNOX Direct Drive Fan & Blower

**8056**  
List Price: \$403

Replaces: K055HXTNL9630, 43G5201

HP: 3/4      Amps: 2.3      PSC, single phase, sleeve bearings, totally open, mounting rings both ends,  
RPM: 1075/3      Dia.: 5.6"      36" leads, 20 MFD 370V capacitor — not supplied, CCWLE, 1/2" x 2 1/2" shaft.  
Volts: 460      Wt.: 19 lbs.

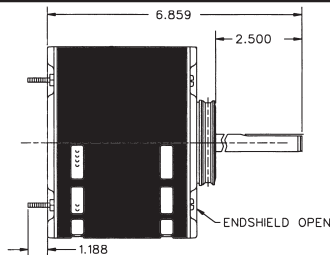


## LENNOX Commercial Condenser Fan

**8058**  
List Price: \$462

Replaces: P63SYTNN4087, 94G0001

HP: 1      Amps: 3.6/1.8      Three phase, enclosed end shield shaft end, automatic reset thermal overload  
RPM: 1140      Dia.: 6.3"      protector, ball bearings, vertical shaft up application, 56Z frame, reversible  
Volts: 200-230/460      Wt.: 30 lbs.      rotation, 5/8" dia. shaft.

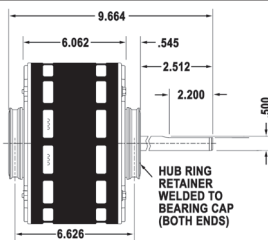


## LENNOX Direct Drive Fan & Blower

**8060**  
List Price: \$299

Replaces: K055HXTNT9653, 70C1601

HP: 1/3      Amps: 2.0      PSC, sleeve bearings, totally open, mounting ring shaft end, extended studs  
RPM: 1075/3      Dia.: 5.6"      lead end, CCWLE, 5 MFD capacitor — not supplied, 1/2" x 2 1/2" shaft.  
Volts: 208-230      Wt.: 11 lbs.



## LENNOX Direct Drive Blower

**8064**  
List Price: \$249

Replaces: 81G5101, K55HXJJT-2904

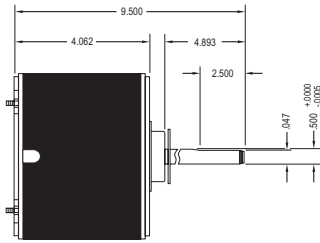
HP: 1/2      Amps: 4.4      PSC, open air over, sleeve bearings, automatic reset thermal overload protector,  
RPM: 825/3      Dia.: 5.6"      ring/stud mount, 1/2" x 2-1/2" shaft, 20 MFD capacitor — not included.  
Volts: 208-230      Wt.: 21 lbs.

★ Suggested Distributor Stock Item Unless otherwise noted, all capacitors are 370 Volts.

† All marks shown within this document are properties of their respective owners.



# OEM Replacement for Specific Manufacturers



## LENNOX

### Condenser

**NEW\* LX7927**

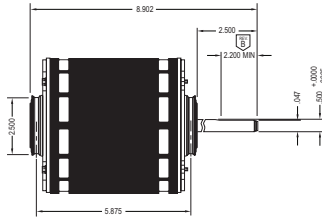
List Price: \$189

Replaces: 65G6001, K55HXDUY-1263, K55HXGCE-8094

HP: 1/6  
RPM: 825  
Volts: 208-230

Amps: 1.1  
Dia.: 5.6"  
Wt.: 10.8 lbs.

PSC, totally enclosed, air over, automatic reset thermal protector, ball bearing, 28" leads, CCWLE, 40 MFD capacitor — not supplied



## LENNOX

### Direct Drive Fan & Blower

**NEW\* LX7924**

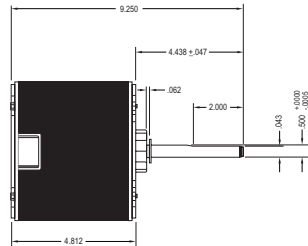
List Price: \$356

Replaces: 13H3901, K55HXLCD-3607, K55HXDUV-1261

HP: 3/4  
RPM: 1075/5 Spd.  
Volts: 208-230

Amps: 2.4  
Dia.: 5.6"  
Wt.: 18.3 lbs.

PSC, Open air over, terminal block connector, automatic reset thermal protector, Sleeve bearing, 24" Cap leads, CCWLE, 20 MFD capacitor — not supplied



## LENNOX

### Condenser

**NEW\* LX7928**

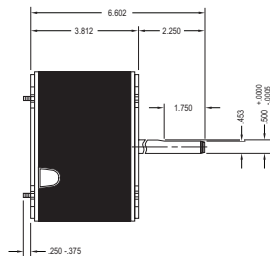
List Price: \$199

Replaces: 79J8101, K55HXCSD-6620, K55HXDVA-1265

HP: 1/3  
RPM: 1075  
Volts: 208-230

Amps: 2.4  
Dia.: 5.6"  
Wt.: 15.2 lbs.

PSC, totally enclosed, air over, terminal block connector, automatic reset thermal protector, ball bearing, CCWLE, 20 MFD capacitor — not supplied



## LENNOX

### Condenser

**NEW\* LX7925**

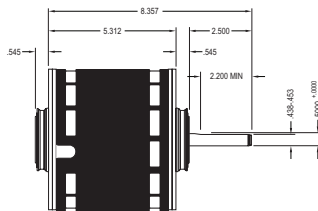
List Price: \$182

Replaces: 68J9701, K55HXDFM-6844, K55HXDUW-1262

HP: 1/6  
RPM: 1075  
Volts: 208-230

Amps: 1  
Dia.: 5.6"  
Wt.: 9.3 lbs.

PSC, totally enclosed, air over, automatic reset thermal protector, sleeve bearing, CCWLE, 5 MFD capacitor — not supplied



## LENNOX

### Direct Drive Fan & Blower

**NEW\* LX7930**

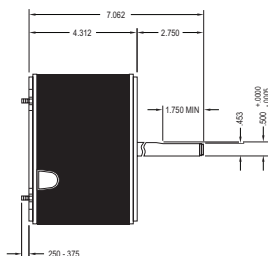
List Price: \$246

Replaces: 43G5201, K55HXEKA-7371, K55HXDUS-1258

HP: 3/4  
RPM: 1075/3 Spd.  
Volts: 460

Amps: 2.3  
Dia.: 5.6"  
Wt.: 18.3 lbs.

PSC, Open air over, automatic reset thermal protector, Sleeve bearing, 36" leads, CCWLE, 20 MFD capacitor — not supplied



## LENNOX

### Condenser

**NEW\* LX7926**

List Price: \$197

Replaces: 68J2401, K55HXGCE-8094, K55HXDUY-1263

HP: 1/3  
RPM: 1075  
Volts: 208-230

Amps: 1.7  
Dia.: 5.6"  
Wt.: 12.7 lbs.

PSC, totally enclosed, air over, automatic reset thermal protector, sleeve bearing, 37" leads, CCWLE, 7.5 MFD capacitor — not supplied

\* Suggested Distributor Stock Item Unless otherwise noted, all capacitors are 370 Volts.

\* Available after April 1.

† All marks shown within this document are properties of their respective owners.





# OEM Replacement for Specific Manufacturers

HVACR  
RESCUE

HVACR  
OEM

HVACR

HVACR  
KITS

GENERAL PURPOSE  
SINGLE PHASE

AGRICULTURE

GENERAL PURPOSE  
OPEN DRIP-PROOF

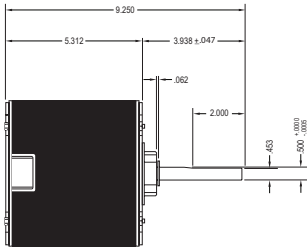
GENERAL PURPOSE  
UNIMOUNT

GENERAL PURPOSE  
HOSTILE DUTY

DEFINITE PURPOSE  
INVERTER DUTY

VARIABLE  
FREQUENCY  
DRIVES

COOLING  
TOWER  
DUTY



## LENNOX

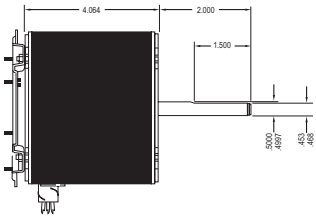
Condenser

**NEW\* LX7922**

List Price: \$184

Replaces: 79J8201, K55HXMCR-4000, K55HXDUU-1260

HP: 1/3      Amps: 1.3      PSC, totally enclosed, air over, automatic reset thermal protector,  
RPM: 1075      Dia.: 5.6"      36" leads ball bearing, CCWLE, 10 MFD, capacitor — not supplied.  
Volts: 380-420/460      Wt.: 18.1 lbs.      Mtg dimensions are 4.3", 4.4" & 4.6" dia.



## LENNOX

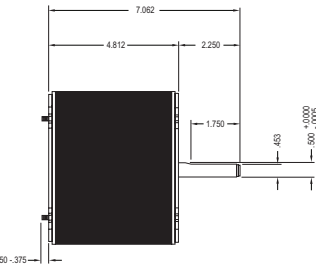
Condenser

**NEW\* LX7929**

List Price: \$178

Replaces: 97M4901, K55HXGCK-4210, K48HXDSH-220

HP: 1/5      Amps: 1.1      PSC, totally enclosed, air over, automatic reset thermal protector, Sleeve  
RPM: 1075/900      Dia.: 5.6"      bearing, CCWLE, 5 MFD capacitor - not supplied  
Volts: 208-230/220      Wt.: 10.1 lbs.



## LENNOX

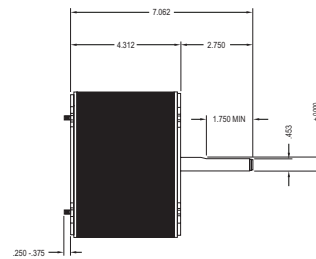
Condenser

**NEW\* LX7931**

List Price: \$209

Replaces: 97M5101, K55HXLTD-0249, K55HXDVC-1267

HP: 1/4      Amps: 1.7      PSC, totally enclosed, air over, automatic reset thermal protector, ball bearing,  
RPM: 825      Dia.: 5.6"      35" leads, CCWLE, 10 MFD capacitor - not supplied  
Volts: 208-230      Wt.: 17.0 lbs.



## LENNOX

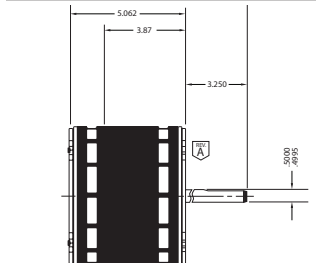
Condenser

**NEW\* LX7932**

List Price: \$169

Replaces: 97M6201, K55HXLTC-248, K55HXDVD-1268

HP: 1/3      Amps: 1.7      PSC, totally enclosed, air over, automatic reset thermal protector,  
RPM: 1075      Dia.: 5.6"      sleeve bearing, 35" leads, CCWLE, 10 MFD capacitor - not supplied  
Volts: 208-230      Wt.: 18.1 lbs.



## LENNOX

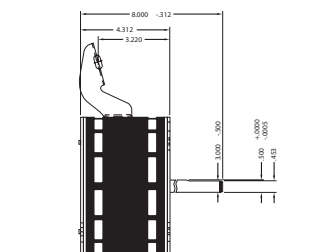
Direct Drive Fan & Blower

**NEW\* LX7920**

List Price: \$223

Replaces: 60L2201, K55HXHGB-8639, K55HXDUD-1245

HP: 1/2      Amps: 8      PSC, Open air over, automatic reset thermal protector, Sleeve bearing,  
RPM: 1075/5 Spd.      Dia.: 5.6"      43" leads, CCWLE, 7.5 MFD capacitor - not supplied  
Volts: 115      Wt.: 18.3 lbs.



## LENNOX

Direct Drive Fan & Blower

**NEW\* LX7921**

List Price: \$239

Replaces: 60L2101, K55HXHFZ-8638, K55HXDUE-1249

HP: 1/2      Amps: 8      PSC, Open air over, automatic reset thermal protector, Sleeve bearing,  
RPM: 1075/5 Spd.      Dia.: 5.6"      43" leads, CCWLE, 7.5 MFD capacitor - not supplied  
Volts: 115      Wt.: 18.3 lbs.

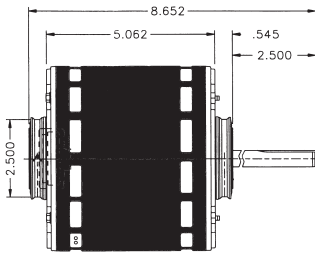
★ Suggested Distributor Stock Item Unless otherwise noted, all capacitors are 370 Volts.

\* Available after April 1.

† All marks shown within this document are properties of their respective owners.



# OEM Replacement for Specific Manufacturers



## LENNOX Direct Drive Fan & Blower

**8066**

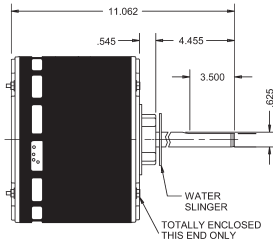
List Price: \$225

Replaces: K55HXTNW9654, 18J9601, 78F9201

HP: 3/4  
RPM: 1075/3  
Volts: 208-230

Amps: 4.5  
Dia.: 5.6"  
Wt.: 18 lbs.

Open ventilation, terminal block connector, automatic reset thermal overload protector, 2 1/2" mounting rings each end, CCWLE, 10 MFD capacitor — not supplied, 1/2" x 2 1/2" shaft.



## LENNOX Direct Drive Fan & Blower

**8068**

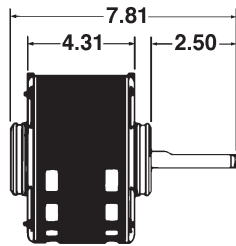
List Price: \$513

Replaces: 88C7501, K55HXBSF-9468

HP: 1  
RPM: 1080  
Volts: 200

Amps: 5.9  
Dia.: 5.6"  
Wt.: 20 lbs.

PSC, open lead end, ball bearing, automatic reset thermal overload protector, shaft up mount, 5/8" x 4-1/2" shaft, 30.0 MFD capacitor — not supplied.



## LENNOX Condenser Fan

**9993**

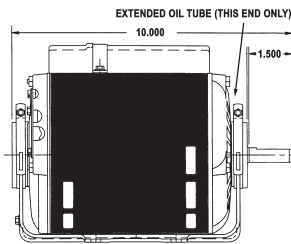
List Price: \$208

Replaces: P-8-3140, K55HXBZW1438

HP: 1/3  
RPM: 1075  
Volts: 208-230

Amps: 3.0  
Dia.: 5.6"  
Wt.: 14 lbs.

PSC, open air over, automatic reset thermal overload protector, sleeve bearings, 20" leads, CCWLE, 2 1/2" hub rings, 5.0 MFD capacitor — not supplied.



## MCQUAY Blower Motor

**4153**

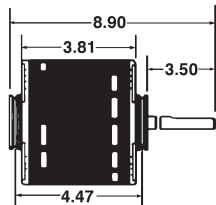
List Price: \$224

Replaces: K55HXMDP4133, 057076501

HP: 1/4  
RPM: 1020  
Volts: 115

Amps: 4.5  
Dia.: 5.6"  
Wt.: 16 lbs.

PSC, motor capacitor mounted, resilient base mounted, automatic reset thermal overload protector, CWLE, 1/2" x 1 1/2" shaft.



## MILLER Direct Drive Blower

**2166★**

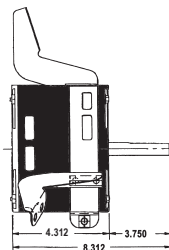
List Price: \$198

Replaces: D156, 326, 301543, 305313

HP: 1/6  
RPM: 1050  
Volts: 115

Amps: 5.2  
Dia.: 5.0"  
Wt.: 10 lbs.

Shaded pole, open air over, automatic reset thermal overload protector, sleeve bearings, 24" cord and plug, 1/2" dia. shaft, CCWLE, non-reversible rotation.



## MILLER Direct Drive Fan & Blower

*(previously 2867)* **2867P**

List Price: \$113

Replaces: F48HXTPM2867, OML6435

HP: 1/5  
RPM: 1050  
Volts: 115

Amps: 3.0  
Dia.: 5.0"  
Wt.: 10 lbs.

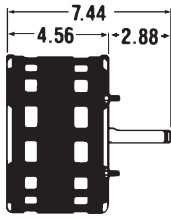
PSC, single speed, totally open, flexmount kit included, two 24" leads, CCWLE, 1/2" x 3 3/4" shaft, 5.0 MFD capacitor included.

★ Suggested Distributor Stock Item Unless otherwise noted, all capacitors are 370 Volts.

† All marks shown within this document are properties of their respective owners.



# OEM Replacement for Specific Manufacturers



## RHEEM Direct Drive Blower

**591**

List Price: \$168

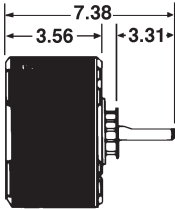
Replaces: 19572-01, K55HXGZD4276

LIMITED STOCK

HP: 1/3  
RPM: 1075/3  
Volts: 115

Amps: 7.0  
Dia.: 5.6"  
Wt.: 14 lbs.

PSC, open air over, automatic reset thermal overload protector, sleeve bearings, 26" leads, CCWLE, 0.31" extended studs shaft end, 7.5 MFD capacitor — not supplied.



## RHEEM Condenser Fan

**8537**

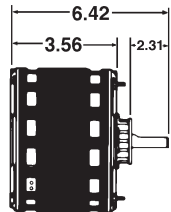
List Price: \$144

Replaces: 51-20682, K55HXMPZ6560, ORM1016

HP: 1/5 - 1/8  
RPM: 1075/2  
Volts: 208-230

Amps: 1.4/08  
Dia.: 5.6"  
Wt.: 10 lbs.

PSC, open air over LE only, automatic reset thermal overload protector, sleeve bearings, 32" leads, 0.25 extended studs shaft end, CCWLE, 5.0 MFD capacitor — not supplied.



## RHEEM Direct Drive Blower

**3484**

List Price: \$148

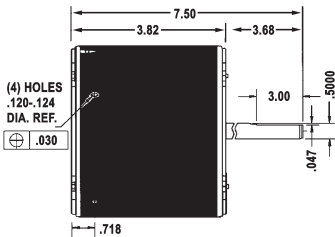
Replaces: 51-20671-01, F55HXCWT1579

LIMITED STOCK

HP: 1/8  
RPM: 1075  
Volts: 230

Amps: 1.0  
Dia.: 5.6"  
Wt.: 9 lbs.

PSC, open air over, automatic reset thermal overload protector, sleeve bearings, 28" leads, CCWLE, 1/4" extended studs, 5.0 MFD capacitor — not supplied.



## RHEEM Condenser Fan

**5450**

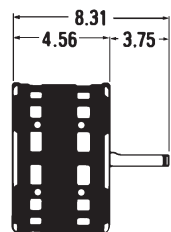
List Price: \$168

Replaces: 51-21854-02, 51-23055-11

HP: 1/5  
RPM: 1075  
Volts: 208-230

Amps: 1.3  
Dia.: 5.6"  
Wt.: 11 lbs.

PSC, totally enclosed, air over, 4 drain holes, automatic reset thermal overload protector, sleeve bearings, 39" leads, CCWLE, 3.0 MFD capacitor — not supplied.



## RHEEM Direct Drive Blower

**5451**

List Price: \$161

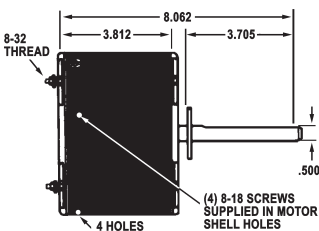
Replaces: K55HXNMF4760, Rheem 51-22686-01

LIMITED STOCK

HP: 1/2  
RPM: 1075/3  
Volts: 115

Amps: 6.8  
Dia.: 5.6"  
Wt.: 14 lbs.

PSC, open air over, automatic reset thermal overload protector, sleeve bearings, 18" leads, CCWLE, 1/2" dia. shaft with flat, includes 8 holes for mounting brackets, 7.5 MFD capacitor — not supplied.



## RHEEM Condenser Fan

**5454★**

List Price: \$135

Replaces: 51-20672-01, 51-20673-01, 51-20674-01, 51-20675-01, 51-20679-01, 51-20680-01, 51-20681-01, 51-20682-01, 51-21826-01, 51-21827-01, 51-21828-01, 51-21829-01, 51-21830-01, 51-21831-01

HP: 1/5  
RPM: 1075  
Volts: 208-230

Amps: 1.7  
Dia.: 5.6"  
Wt.: 11 lbs.

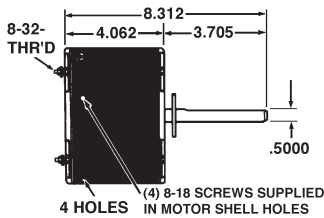
PSC, totally enclosed, air over, automatic reset thermal overload protector, sleeve bearings, 41" leads, four holes and screws supplied in shell, four 8-32 studs opposite shaft end, single flat on 1/2" dia. shaft, reversible rotation, 3.0 MFD capacitor — not supplied. (5.0 MFD capacitor acceptable alternate)

★ Suggested Distributor Stock Item Unless otherwise noted, all capacitors are 370 Volts.

† All marks shown within this document are properties of their respective owners.



# OEM Replacement for Specific Manufacturers



## RHEEM

### Condenser Fan

**5455★**

List Price: \$144

Replaces: 51-20687-01, 51-20688-01, 51-20689-01, 51-20690-01, 51-21836-01, 51-21837-01, 51-21838-01, 51-21839-01, 51-21845-03, 51-23053-11, 51-41315-01, 51-41316-01, 51-41317-01

HP: 1/3

Amps: 2.0

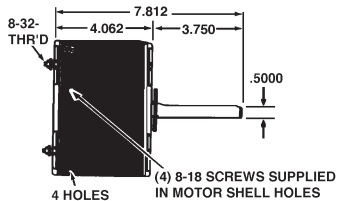
PSC, totally enclosed, air over, automatic reset thermal overload protector, sleeve bearings, 41" leads, four holes and screws supplied in shell, four 8-32 studs opposite shaft end, single flat on 1/2" dia. shaft, reversible rotation, 5.0 MFD capacitor — not supplied.

RPM: 1075

Dia.: 5.6"

Volts: 208-230

Wt.: 13 lbs.



## RHEEM

### Condenser Fan

**5456★**

List Price: \$167

Replaces: 51-20761-91

HP: 1/8

Amps: 1.2

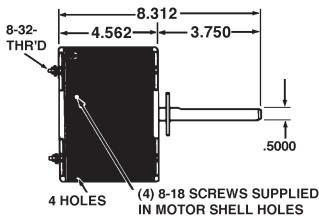
PSC, totally enclosed, air over, automatic reset thermal overload protector, sleeve bearings, 41" leads, four holes and screws supplied in shell, four 8-32 studs opposite shaft end, single flat on 1/2" dia. shaft, reversible rotation, 5.0 MFD capacitor — not supplied.

RPM: 825

Dia.: 5.6"

Volts: 208-230

Wt.: 11 lbs.



## RHEEM

### Condenser Fan

**5457★**

List Price: \$177

Replaces: 51-20760-91, 51-23055-12, K55HXMAB4123, K55HXPZG5379

HP: 1/6

Amps: 1.2

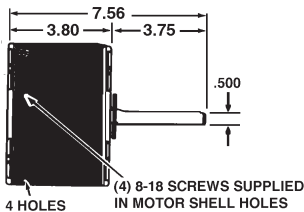
PSC, totally enclosed, air over, automatic reset thermal overload protector, sleeve bearings, 41" leads, four holes and screws supplied in shell, four 8-32 studs opposite shaft end, single flat on 1/2" dia. shaft, reversible rotation, 7.5 MFD capacitor — not supplied.

RPM: 825

Dia.: 5.6"

Volts: 208-230

Wt.: 13 lbs.



## RHEEM

### Condenser Fan

**5459**

List Price: \$178

LIMITED STOCK

Replaces: P-8-2702, K55HXBWE1351, K55HXLGH3703, KCP39GGA124S, 51-21854-06

HP: 1/15

Amps: 0.5

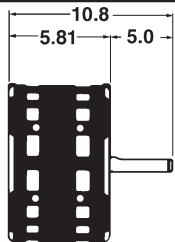
PSC, totally enclosed, air over, automatic reset thermal overload protector, sleeve bearings, 41" leads, four holes and screws supplied in shell, single flat on 1/2" dia. shaft, CCWLE, 3.0 MFD capacitor — not supplied.

RPM: 1050

Dia.: 5.6"

Volts: 208-230

Wt.: 9 lbs.



## RHEEM

### Direct Drive Blower

**5463**

List Price: \$272

Replaces: K55HXPAD4962, Rheem 51-22700-01, 51-23017-42, K55BWDJRJ7033, ICP HQ1010263EM, 5452, K55HXDRJ0011

HP: 3/4

Amps: 10.6

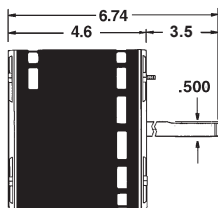
PSC, open air over, automatic reset thermal overload protector, ball bearings, 17" leads, CCWLE, reversible rotation, 1/2" dia. x 5" shaft with flat, includes 8 holes for mounting brackets, 15 MFD capacitor — not supplied.

RPM: 1075/4

Dia.: 5.6"

Volts: 115

Wt.: 20 lbs.



## RHEEM

**RESCUE**

### Direct Drive Blower

**5469★**

List Price: \$218

Replaces: 51-23101-07, K055HXPGM5102, KA55HXKTG8559

HP: 1/3

Amps: 2.8

PSC, open air over, automatic reset thermal overload protector, sleeve bearings, 14" leads, CCWLE, 8 holes in shell for mounting, uses 10 MFD 370V capacitor — not supplied. See motor label.

RPM: 825/2

Dia.: 5.6"

Volts: 208-230

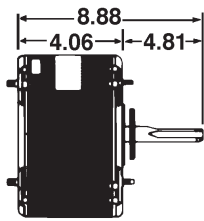
Wt.: 17 lbs.

★ Suggested Distributor Stock Item Unless otherwise noted, all capacitors are 370 Volts.

† All marks shown within this document are properties of their respective owners.



# OEM Replacement for Specific Manufacturers



## RHEEM

Condenser Fan

**9735**

List Price: \$141

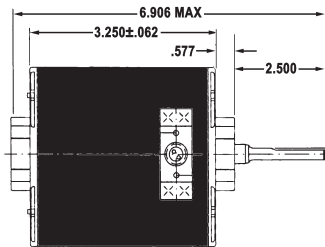
Replaces: 51-21276-01, 51-21276-02, 51-20763-01, 51-2076091, K55MFG6350, K55PAK7253, K55CNW9833

LIMITED STOCK

HP: 1/8  
RPM: 825/2  
Volts: 208-230

Amps: 2.8  
Dia.: 5.6"  
Wt.: 17 lbs.

PSC, open air over, automatic reset thermal overload protector, sleeve bearings, 14" leads, CCWLE, 8 holes in shell for mounting, uses 10 MFD 370V capacitor — not supplied. See motor label.



## TECUMSEH

Condenser Fan

(previously 1775) **1775P**

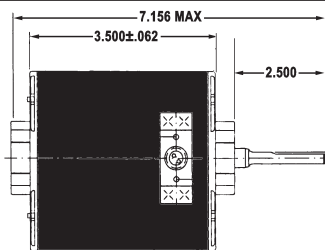
List Price: \$148

Replaces: F48DEF1775, TFM372, 810E037A84

HP: 1/20  
RPM: 1300/1500  
Volts: 230

Amps: 1.1  
Dia.: 5.0"  
Wt.: 7 lbs.

Shaded pole, single speed, attaches by four machine screws shaft end, two 30" leads, sleeve bearings, CCWSE, 3/8" x 2 1/2" shaft with flat, 50/60 Hz.



## TECUMSEH

Condenser Fan

(previously 1779) **1779P**

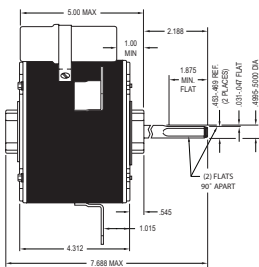
List Price: \$154

Replaces: F48HXDEJ1779, TFM502, 810E050A85

HP: 1/15  
RPM: 1300/1500  
Volts: 230

Amps: 1.9  
Dia.: 5.0"  
Wt.: 8 lbs.

Shaded pole, single speed, sleeve bearings, mounting hubs both ends, four machine screws shaft end for attaching mounting plate, two 36" leads, CCWSE, 3/8" x 2 1/2" shaft, 50/60 Hz.



## TECUMSEH

Condenser Fan

**NEW\* 8331**

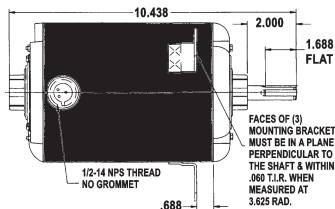
List Price: \$257

Replaces: TFM1864, K55HXHGE-8331

HP: 1/4  
RPM: 1625  
Volts: 380/420/460

Amps: 0.8/1.95  
Dia.: 5.6"  
Wt.: 19 lbs.

PSC, OAO, automatic reset protector, 60/50 Hz rated, CWLE rotation, 1/2" x 2.2" shaft with flats.



## TECUMSEH

Commercial Condenser Fan

**2387**

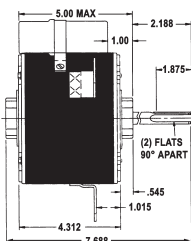
List Price: \$536

Replaces: P55SYNP-387, 810E249A88

HP: 1/3  
RPM: 1400/1600  
Volts: 380/460

Amps: 1.0  
Dia.: 5.6"  
Wt.: 14 lbs.

Three phase, three lugs 120° apart, shaft end 5/16", mounting holes on 7 1/4" bolt circle, reversible rotation, 1/2" x 2" shaft, mount oil cups facing up, 50/60 Hz.



## TECUMSEH

Condenser Fan

**8330**

List Price: \$241

Replaces: KA55HXKGD8330, TFM1862, 810E186A82

HP: 1/4  
RPM: 1350/1625  
Volts: 230

Amps: 1.9  
Dia.: 5.6"  
Wt.: 12 lbs.

PSC, sleeve bearing, single speed, 3 lugs 120° apart, 5/16" mounting holes on a 7-1/4" diameter bolt circle, CWLE, capacitor mounted, open end bell shaft end, enclosed end bell lead end, horizontal mount, 1/2" x 2 1/8" shaft, 50/60Hz.

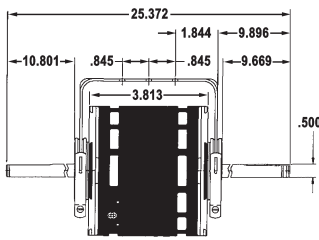
★ Suggested Distributor Stock Item Unless otherwise noted, all capacitors are 370 Volts.

\* Available after April 1.

† All marks shown within this document are properties of their respective owners.



# OEM Replacement for Specific Manufacturers

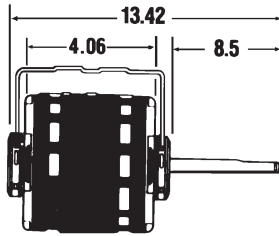


## TRANE Fan & Blower

**1090★**  
List Price: \$294

Replaces: K48HXBJA0956, X70500149-04, MOT1877, D1090

HP: 1/15      Amps: 0.8      PSC, open, 44" leads, CWLE, 5.0 MFD capacitor supplied and mounted.  
RPM: 1100/3      Dia.: 5.0"  
Volts: 115      Wt.: 7 lbs.

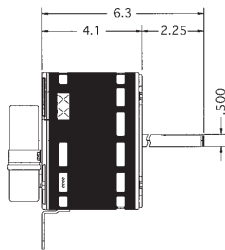


## TRANE Fan Coil

**1374**  
List Price: \$250

Replaces: X70500149-01-7, K48HXBHY954, 5KSP29DK1507S, MOT1878

HP: 1/30      Amps: 0.5      PSC, open air over, automatic reset thermal overload protector, sleeve bearings,  
RPM: 1075/3      Dia.: 5.0"      37" leads, CWLE, resilient base, 5.0 MFD capacitor supplied and mounted.  
Volts: 115      Wt.: 10 lbs.

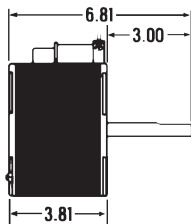


## TRANE Fan & Blower

**1105**  
List Price: \$188

Replaces: K48HXCFC-1327, X70500264-01

HP: 1/16      Amps: 1.1      PSC, open, 3 mounting brackets at 120° apart, 9.25" bolt circle, CWLE,  
RPM: 850/3      Dia.: 5.0"      5.0 MFD capacitor supplied and mounted.  
Volts: 115      Wt.: 12 lbs.

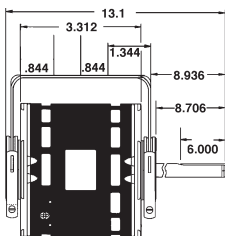


## TRANE Condenser Fan

**1675★**  
List Price: \$168

Replaces: WW94X936PSC, 5KSP29DK1728S/2198S

HP: 1/8      Amps: 0.8      PSC, open air over, band mounting, automatic reset thermal overload  
RPM: 1550      Dia.: 5.0"      protector, sleeve bearings, 32" leads, CCWLE, auto protector, 1/2" dia. shaft,  
Volts: 230      Wt.: 9 lbs.      5.0 MFD capacitor supplied and mounted.

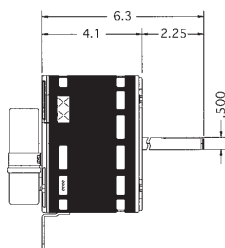


## TRANE Fan & Blower

**1676★**  
List Price: \$281

Replaces: K48HXBHZ-955, K48HXSTY-3509, Trane X70500149-02

HP: 1/20      Amps: 0.55      PSC, open air over, 44" leads, CWLE, 5.0 MFD capacitor supplied and  
RPM: 1100/3      Dia.: 5.0"      mounted, reversible.  
Volts: 115      Wt.: 9 lbs.



## TRANE Fan & Blower

**1678**  
List Price: \$190

Replaces: K48HXCNN1468, X70500269-01, MOT2852

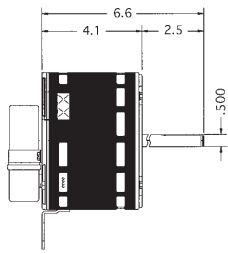
HP: 1/16      Amps: 0.5      PSC, open, 3 mounting brackets at 120° apart, 9.25" bolt circle, CWLE,  
RPM: 850/3      Dia.: 5.0"      4.0 MFD capacitor supplied and mounted.  
Volts: 277      Wt.: 12 lbs.

★ Suggested Distributor Stock Item Unless otherwise noted, all capacitors are 370 Volts.

† All marks shown within this document are properties of their respective owners.



# OEM Replacement for Specific Manufacturers



## TRANE Fan & Blower

**1679**

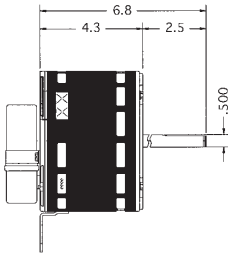
List Price: \$205

Replaces: KA55HXHAB2059, X70500270-01, MOT2853

HP: 1/10  
RPM: 810/3  
Volts: 277

Amps: 0.6  
Dia.: 5.6"  
Wt.: 12 lbs.

PSC, open, 3 mounting brackets at 120° apart, 11" bolt circle, CWLE, 5.0 MFD capacitor supplied and mounted.



## TRANE Fan & Blower

**1680**

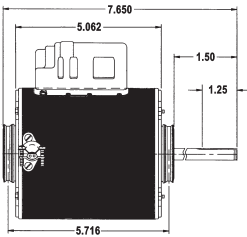
List Price: \$154

Replaces: KA55HXHAA2058, X70500271-01, MOT2854

HP: 1/5  
RPM: 970/3  
Volts: 277

Amps: 0.8  
Dia.: 5.6"  
Wt.: 12 lbs.

PSC, open, 3 mounting brackets at 120° apart, 11" bolt circle, CWLE, 5.0 MFD capacitor supplied and mounted.



## TYLER Condenser Fan

**3042**

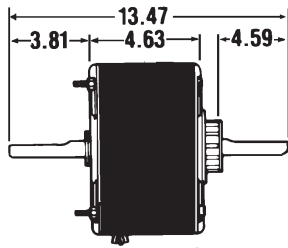
List Price: \$239

Replaces: 4KCP39EG755S, 5KCP39EN81S, 03042

HP: 1/4  
RPM: 1625  
Volts: 230

Amps: 1.4  
Dia.: 5.6"  
Wt.: 12 lbs.

PSC, enclosed shell only, 4 MFD/370V capacitor included, 2-1/4" resilient rings on both ends to fit existing base.



## WHIRLPOOL Room A/C

**8558**

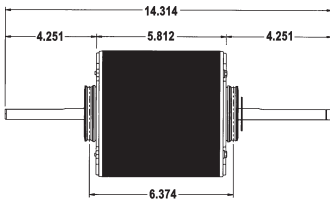
List Price: \$222

Replaces: 997346, K55HDJ4396, K55RGW7901, K55RHM7916, K55RHP7917, K55KFK8314, K55KFL8315

HP: 1/3  
RPM: 1075/3  
Volts: 230

Amps: 1.9  
Dia.: 5.6"  
Wt.: 16 lbs.

PSC, totally enclosed, air over, automatic reset thermal overload protector, sleeve bearings, 42" leads, CCWLE, 3/8" studs on LE, 5.0 MFD capacitor — not supplied.



## WHIRLPOOL Room A/C

**8683★**

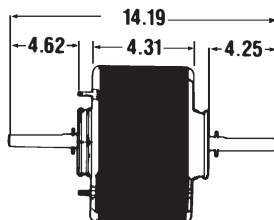
List Price: \$165

Replaces: K55HXDDM6791, 1166221

HP: 1/2  
RPM: 1100/3  
Volts: 208-230

Amps: 2.0  
Dia.: 5.6"  
Wt.: 16 lbs.

PSC, totally enclosed, air over, automatic reset thermal overload protector, sleeve bearings, 23" leads, CCWLE, 2 1/2" hub rings, 10.0 MFD capacitor — not included.



## WHIRLPOOL/SEARS Room A/C

**5108**

List Price: \$206

Replaces: Various

HP: 1/3  
RPM: 1075/3  
Volts: 230

Amps: 2.3  
Dia.: 5.6"  
Wt.: 16 lbs.

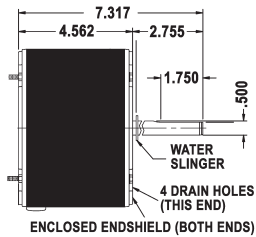
PSC, totally enclosed, air over, automatic reset thermal overload protector, sleeve bearings, 33" leads, CCWLE, 2 1/2" hub rings, mounting studs, adapter base, and 5.0 MFD capacitor included.

★ Suggested Distributor Stock Item Unless otherwise noted, all capacitors are 370 Volts.

† All marks shown within this document are properties of their respective owners.



# OEM Replacement for Specific Manufacturers

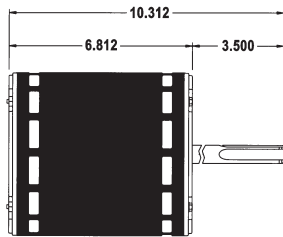


## YORK Condenser Fan

**1743**  
List Price: \$167

Replaces: 17435, 024-27596-000, K55HXKWA-9803

HP: 1/4                      **Amps:** 1.5                      PSC, totally enclosed, air over, sleeve bearings, automatic reset thermal  
RPM: 850                    **Dia.:** 5.6"                      overload protector, 1/2 x 2-3/4" shaft, 5.0 MFD capacitor — not supplied.  
Volts: 208-230              **Wt.:** 10 lbs.

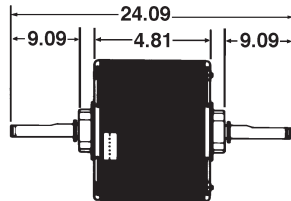


## YORK Direct Drive Blower

**2553**  
List Price: \$401

Replaces: K55HXJFJ-2832, 024-21673, 024-25000-001, 5KCP39SGH913BS

HP: 1                              **Amps:** 3.3                      PSC, open air over, automatic reset thermal overload protector, sleeve  
RPM: 1100/3                    **Dia.:** 5.6"                      bearings, 16" leads with plug, CCWLE, reversible rotation, 1/2" dia. shaft,  
Volts: 460                        **Wt.:** 20 lbs.                    25.0 MFD capacitor — not supplied.



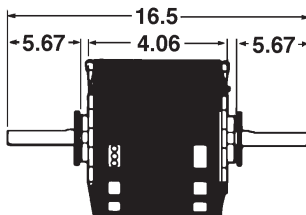
## YORK Room A/C

**2554**  
List Price: \$265

Replaces: 024-20797, K55RKD7948

LIMITED STOCK

HP: 1/2                              **Amps:** 2.4                      PSC, totally enclosed, air over, automatic reset thermal overload protector,  
RPM: 1075                        **Dia.:** 5.6"                      sleeve bearings, 41" leads, CWLE, single flat on 1/2" dia. shaft, 7.5 MFD  
Volts: 208-230                  **Wt.:** 18 lbs.                    capacitor — not supplied.



## YORK Condenser Fan

**1124★**  
List Price: \$209

Replaces: F47BGM927, D1041, S2091

HP: 1/5                              **Amps:** 1.3                      PSC, 50/60 Hz, open air over, automatic reset thermal overload protector,  
RPM: 1075                        **Dia.:** 5.0"                      sleeve bearings, one 32" and two 25" leads, CWLE, 5.0 MFD capacitor  
Volts: 208-230                  **Wt.:** 12 lbs.                    — not supplied.

★ Suggested Distributor Stock Item Unless otherwise noted, all capacitors are 370 Volts.

† All marks shown within this document are properties of their respective owners.





# Shaded Pole Unit Bearing Fan Totally Enclosed

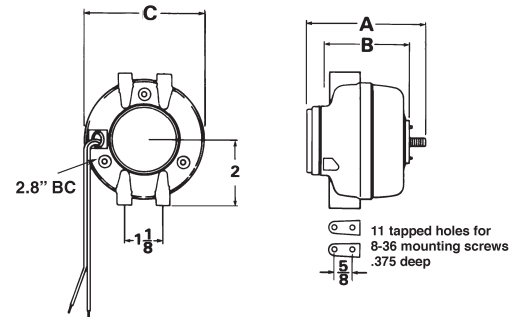


## APPLICATIONS:

Evaporator or condenser fan motors to meet manufacturer's requirements for refrigerated display cases and vending machines.

## FEATURES:

- Permanently lubricated bearings
- Individually boxed
- Impedance protected
- 6W & Under Are 60/50 Hertz Rated
- Suitable For All Angle Operation
- 24" Cord With Molded Strain Relief
- Cast Iron Housing
- Includes vibration dampener hub washer, speed nut, 4 mounting screws (2 to 35 watt)
- **Discount Symbol: DS-3HAC**




HP	RPM	Voltage	Catalog Number	List	Amps	Shaft Rotation	Total A	Total B	Dia. C	Shaft Dia. x Length	Ship Wt.	Industry Number
2.5W	1550	115	2102	\$46	0.3	CWLE	3.8	3.4	3.6	1/4 x 20THD x 0.5	3	5111
4W	1550	115	2115	\$49	0.3	CWLE	3.8	3.4	3.6	1/4 x 20THD x 0.5	3	5211
	1550	115	2103	\$49	0.3	CCWLE	3.8	3.4	3.6	1/4 x 20THD x 0.5	3	5212
	1550	230	2122	\$50	0.2	CCWLE	3.8	3.4	3.6	1/4 x 20THD x 0.5	3	5222
	1550	208-277	2123	\$71	0.2	CWLE	3.8	3.4	3.6	1/4 x 20THD x 0.5	3	5221
5W	1550	115	2119	\$67	0.6	CWLE	3.8	3.4	3.6	1/4 x 20THD x 0.5	3	PP7577M, D582
	1550	115	2120	\$67	0.6	CCWLE	3.8	3.4	3.6	1/4 x 20THD x 0.5	3	D583
6W	1550	115	2116	\$50	0.4	CCWLE	4.3	3.8	3.6	1/4 x 20THD x 0.5	3.3	5312
	1550	115	2117	\$50	0.4	CWLE	4.3	3.8	3.6	1/4 x 20THD x 0.5	3.3	5311
9W	1550	115	2118	\$51	0.6	CCWLE	4.3	3.8	3.6	1/4 x 20THD x 0.5	3.5	5412
	1550	115	2108	\$51	0.6	CWLE	4.3	3.8	3.6	1/4 x 20THD x 0.5	3.5	5411
	1550	230	2109	\$56	0.3	CCWLE	4.3	3.8	3.6	1/4 x 20THD x 0.5	3.5	5422
	1550	230	2110	\$56	0.3	CWLE	4.3	3.8	3.6	1/4 x 20THD x 0.5	3.5	5421
16W	1550	115	2111	\$71	1	CCWLE	4.5	4.1	3.6	1/4 x 20THD x 0.5	4.5	5812
	1550	230	2114	\$72	0.5	CWLE	4.5	4.1	3.6	1/4 x 20THD x 0.5	4.5	5821
	1550	230	2113	\$72	0.5	CCWLE	4.5	4.1	3.6	1/4 x 20THD x 0.5	4.5	5822
	1550	115	2112	\$71	1	CWLE	4.5	4.1	3.6	1/4 x 20THD x 0.5	4.5	5811
25W	1550	115	2124	\$158	1.1	CCWLE	4.5	4	3.9	1/4 x 20THD x 0.5	5	ESPL25EMR1
	1550	115	2125	\$158	1.1	CWLE	4.5	4	3.9	1/4 x 20THD x 0.5	5	ESPL25EM1
	1550	230	2126	\$163	0.6	CWLE	4.5	4	3.9	1/4 x 20THD x 0.5	5	ESPL25EM2
	1550	230	2127	\$163	0.6	CCWLE	4.5	4	3.9	1/4 x 20THD x 0.5	5	ESPL25EMR2
35W	1550	115	2128	\$158	1.4	CCWLE	4.5	4	3.9	1/4 x 20THD x 0.5	5	ESPL35EMR1
	1550	115	2129	\$158	1.4	CWLE	4.5	4	3.9	1/4 x 20THD x 0.5	5	ESPL35EM1
	1550	230	2130	\$163	0.7	CCWLE	4.5	4	3.9	1/4 x 20THD x 0.5	5	ESPL35EMR2
	1550	230	2131	\$163	0.7	CWLE	4.5	4	3.9	1/4 x 20THD x 0.5	5	ESPL35EM2
50W	1550	115	2132	\$182	1.7	CCWLE	6.2	4.7	4	.375 x 1.5	7	ESPOL50EMR1
	1550	115	2133	\$176	1.7	CWLE	7.2	5.7	4	.375 x 1.5	7	ESPOL50EM1
	1550	230	2134	\$182	0.9	CCWLE	8.2	6.7	4	.375 x 1.5	7	ESPOL50EMR2
	1550	230	2135	\$182	0.9	CWLE	9.2	7.7	4	.375 x 1.5	7	ESPOL50EM2

† All marks shown within this document are properties of their respective owners.



# Shaded Pole & PSC Direct Drive Fan

## 3.3" Diameter, Open and Totally Enclosed Designs



### APPLICATIONS:

Designed to meet manufacturer's requirements for fans & blowers.

### FEATURES:

- Four 8-32 x 3/4" Stud Extensions At Each End
- Ball Bearings Have All Angle Thrust System
- Automatic Reset Thermal Overload Protector
- Dual Studs
- PSC Design with Capacitor Included
- 12" Leads
- **Discount Symbol: DS-3HAC**

### Open Air Over

HP	RPM	Voltage	Catalog Number	List	Enclosures	Rotation Shaft End	Amps	Shell Length	Shaft Dia. x Length*	Ship Wt.	Notes
1/4	1550	115	3803	\$89	OAO	CW	2.0	3.40	.25 x 2.00	4	
1/20	1550	115	9632	\$65	OAO	Rev	0.9	3.3	.31 x 2.38	4	H38
1/12-1/20	1550	115/230	9664	\$111	OAO	Rev	1.3/0.7	4.2	.31 x 2.50	4	H38 <b>RESCUE</b>
1/10	1550	230	9657	\$176	OAO	Rev	1.00	4.5	.31 x 3.75	6	H38

### Totally Enclosed, Air Over

HP	RPM	Voltage	Catalog Number	List	Enclosures	Rotation Shaft End	Amps	Shell Length	Shaft Dia. x Length*	Ship Wt.	Notes
1/50	1550	115	9624	\$63	TEAO	CW	0.70	2.46	.25 x 2.50	3	
1/30	1550	115	9628	\$64	TEAO	CW	1.20	3.00	.31 x 2.50	4	
1/50	1550	115	9641	\$68	TEAO	CCW	0.50	3.1	.25 x 2.25	3	
1/50	1550	115	9642	\$68	TEAO	CW	0.70	2.5	.25 x 2.25	3	

### OEM Direct Replacements

HP	RPM	Voltage	Catalog Number	List	Enclosures	Rotation Shaft End	Amps	Shell Length	Shaft Dia. x Length*	Ship Wt.	Notes	OEM
1/20	1550	115	9662	\$115	OAO	CCW/Rev	0.9	3.3	0.31 X 3.0	4	86, H30	BO <b>RESCUE</b>
	1550	230	9648	\$80	TEAO	CW/Rev	0.4	3.3	0.31 x 2.25	4	H38	FE
	1550	115/230	9654	\$120	TEAO	CW	0.8/0.4	3.4	0.31 x 1.63	4	H31, 86	KR
	1550	115/230	9663	\$189	OAO	CCW	0.8/0.4	3.4	0.31 X 1.6	4	H31, 86	KR
1/15	1550	208-230	9656	\$112	OAO	CCW/Rev	0.60	4.2	0.31 x 3.0	4	86, H30	BO <b>RESCUE</b>

BO = Bohn FE = Fedders KR = Krack

Note 86: PSC With Capacitor

Note H30: Includes Special Cord And Plug

Note H31: Includes Special Mounting Lugs, No Threaded Studs


Note H38: PSC, Capacitor included and attached

\*As Measured From Motor Face

† All marks shown within this document are properties of their respective owners.




# Condenser Fan Offering Overview



## U.S. MOTORS® Brand Condenser Fans

Built to the most exacting standards in the industry. More importantly to not create a call back and start up after the off season.



### Motor Types Offered:

#### 42 Frame (5" diameter)

- Clam Shell see page 30
- RESCUE EZ-FIT® see page 4 **NEW**
- Refrigeration see page 31
- OEM replacements see pages 8–26

#### 48 Frame (5.6" diameter)

- PEP® High Efficiency PSC (76% efficient) see page 32 **NEW**
- MOJAVE® (70°C/158°F rated ambient) see page 33
- RESCUE® (The Ultimate Truck Stock Motor™) see pages 4 & 5

#### 56 Frame (6.3" diameter)

- Single Phase see page 38
- Three Phase see page 39
- VariTough® – True Inverter Duty Rated see page 40

For more information about the U.S. MOTORS® brand, visit [www.usmotors.com](http://www.usmotors.com)

† All marks shown within this document are properties of their respective owners.



# Permanent Split Capacitor Condenser Fan 5.0" Diameter, Totally Enclosed, Air Over (TEAO)



## APPLICATIONS:

Residential condensing unit fan motor.

## FEATURES:

- 42" Leads
- Shaft Down Mount
- #8-32 Studs  
Fig A: 4.312" dia. bolt circle  
Fig B: 4.464" dia. bolt circle
- Designed for use with 370V Capacitor
- 1/2" Dia. Shaft with Flat
- Reversible Rotation
- Automatic Reset Thermal Overload Protector
- **Discount Symbol: DS-3HAC**

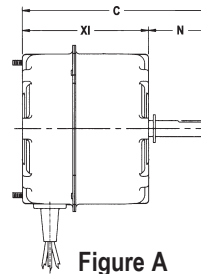


Figure A

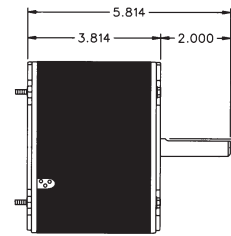


Figure B

## "Clam Shell" Single Speed, Stud Mount, Without Capacitor (Fig A)

HP	RPM	Voltage	Catalog Number	List	Bearings	Cap. MFD	Amps	Shell N	Shaft XI	Total C	Ship Wt.	Notes	OEM
1/10	1075	208-230	2243	\$124	SAB	5.0	0.75	2.7	4.1	6.8	9		
1/8	1075	208-230	2249	\$126	SAB	5.0	0.90	2.7	4.1	6.8	10		
1/5	1075	208-230	2246	\$127	SAB	5.0	1.60	2.7	4.1	6.8	10		
1/4	1075	208-230	2250	\$128	SAB	7.5	1.70	2.7	4.1	6.8	11		

## 5.0" Single Speed, Stud Mount, Without Capacitor (Fig B) 4.464 BC

HP	RPM	Voltage	Catalog Number	List	Bearings	Cap. MFD	Amps	Shell N	Shaft XI	Total C	Ship Wt.	Notes	OEM
1/20	1550	230	1989P	\$201	SAB	3.0	1.3	2.5	3.8	6.3	10	H35, H42	CO
1/8	1550	208-230	1176	\$291	Ball	5.0	1.1	2.8	3.7	6.4	9	H36	BO
1/6	1075	208-230	1901	\$178	SAB	5.0	1.0	2.0	3.8	5.8	10		LE

BO = Bohn      CO = Copeland      LE = Lennox


See Page 4 for Additional RESCUE® Motors Permanent Split Capacitor Condenser Fan Ratings.

Note H35: Open Air Over  
Note H36: Open Drip-Proof  
Note H42: Shaft-down mounting

† All marks shown within this document are properties of their respective owners.



# Refrigeration Condenser Fan 5.0" and 5.6" Diameter Open Drip-Proof, Totally Enclosed, Air Over and Open Air Over



## APPLICATIONS:

Condenser cooling fan motors to meet manufacturer's requirements for commercial refrigeration units.

## FEATURES:

- OEM Direct Replacements
- Single Speed
- Automatic Reset Thermal Overload Protector
- Designed for use with 370V Capacitors
- **Discount Symbol: DS-3HAC**

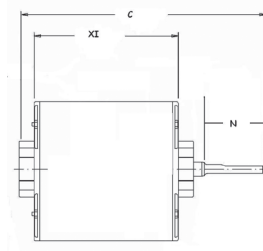


Figure A

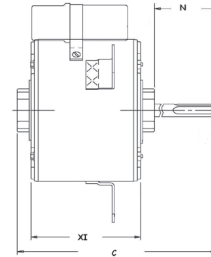


Figure B

## 5.0" Diameter, 3/8" Diameter Shaft

HP	RPM	Voltage	Catalog Number	List	Bearings	Cap. MFD	Amps	Shell N	Shaft XI	Total C	Mount	Ship Wt.	Notes	OEM
1/20	1500	230	1775P	\$148	SAB	-	.5	2.0	3.8	6.9	Hub Ring	7	98	TE
1/15	1500	230	1779P	\$154	SAB	-	.62	2.0	3.8	6.9	Hub Ring	8	98	TE

## 5.6" Permanent Split Capacitor

HP	RPM	Voltage	Catalog Number	List	Bearings	Cap. MFD	Amps	Shell N	Shaft XI	Total C	Mount	Ship Wt.	Notes	OEM
1/6	1550	208-230	6128	\$263	SAB	3.0	1.1	2.3	3.6	7.2	Resilient	17	64, H36	CO
	1550	208-230	1645	\$263	Ball	3.0	1.4	2.1	3.8	6.4	Stud	12	H35	HU
1/5	1075	208-230	1648	\$244	Ball	4.0	2.0	2.5	4.3	7.8	Stud	13	H35	HU
1/4	1550	230	6124	\$242	SAB	5.0	2.1	3.0	4.1	7.1	Band	13	64, H36	CO
	1625	208-230	6129	\$273	SAB	5.0	1.5	2.3	4.3	7.6	Resilient	17	64, H36	CO
	1625	230	3042	\$239	Ball	4.0	1.4	1.5	5.1	7.7	Hub Ring	12	64, H4, H36	TY
	1625	230	8330	\$241	SAB	4.0	1.9	2.2	4.3	7.7	3 Lugs	12	64, 98, H36, H42	TE
	1625	380-420/460	8331	\$257	SAB	4.0	.95	2.2	4.3	7.7	3 Lugs	12	98, 64, H36, H42	TE
1/3	1625	230	6127	\$264	SAB	4.0	2.4	1.75	5.8	8.7	Resilient	17	64, H45	CO
	1625	208-230	7232	\$268	SAB	6.0	2.9	3.7	4.6	9.63	Hub Ring	16	64, H35	HR
1/2	1725	208-230	644	\$250	Ball	5.0	2.7	3.5	5.1	8.6	Stud	15	H18, H36	HU

CO = Copeland    HU = Hussmann    HR = Hill Refrigeration    TE = Tecumseh    TY = Tyler


Note 64: Capacitor Included  
 Note 98: 50/60 Hz  
 Note H4: 2-1/4" hub rings  
 Note H18: Conduit box

Note H35: Open Air Over  
 Note H36: Open Drip-Proof  
 Note H42: Shaft Down  
 Note H45: Totally Enclosed, Air Over

† All marks shown within this document are properties of their respective owners.



# Permanent Split Capacitor PEP® High Efficiency Condenser Fan 5.6" Diameter, Totally Enclosed, Air Over (TEAO)

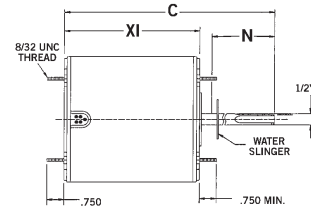


## APPLICATIONS:

Residential and commercial condensing unit fan motors in extreme temperature locations.

## FEATURES:

- 76% Efficiency Design
- 158°F (70°C) Ambient Design
- Ball Bearings Have All Angle Thrust System
- Class F Insulation
- Designed For Use With 370V Capacitors
- Ball Bearing
- 48" Leads
- Hubless Lead End
- Drain Holes Both Ends
- Reversible Rotation
- Automatic Reset Thermal Overload Protector
- Continuous Duty
- **Discount Symbol: DS-3HAC**




## Stud Mount, Without Capacitor, Extreme High Ambient Design, All Angle Mount

HP	RPM/ Spd.	Voltage	Catalog Number	List	Cap. MFD	Amps	Shell N	Shaft XI	Total C	Ship Wt.	Notes
1/6	1075	208-230	1859PEP	\$140	5.0	0.9	5.0	4.1	9.1	12	
1/4	1075	208-230	1860PEP	\$147	5.0	1.4	5.0	4.6	9.6	13	
		460	3736PEP	\$271	7.5	0.7	5.0	4.6	9.6	13	
1/3	1075	208-230	1861PEP	\$156	7.5	1.8	5.0	5.1	10.1	14	
		460	3737PEP	\$308	7.5	1.0	5.0	5.1	10.1	17	
1/2	1075	208-230	1862PEP	\$173	10	3.0	5.0	5.6	10.6	19	
		460	3738PEP	\$321	10	1.4	5.0	5.6	10.6	19	

† All marks shown within this document are properties of their respective owners.



# Permanent Split Capacitor MOJAVE® Series Condenser Fan 5.6" Diameter, Totally Enclosed, Air Over (TEAO)

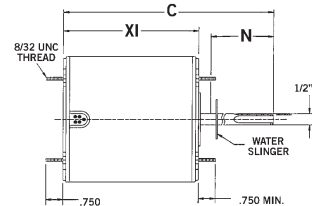


## APPLICATIONS:

Residential and commercial condensing unit fan motors in extreme temperature locations.

## FEATURES:

- 158°F (70°C) Ambient Design
- Ball Bearings Have All Angle Thrust System
- Class F Insulation
- Designed For Use With 370V Capacitors
- Extended Studs
- 48" Leads
- Hubless Lead End
- Drain Holes Both Ends
- Reversible Rotation
- Automatic Reset Thermal Overload Protector
- Continuous Duty
- **Discount Symbol: DS-3HAC**



## Stud Mount, Without Capacitor, Extreme High Ambient Design, All Angle Mount

HP	RPM/Spd.	Voltage	Catalog Number	List	Bearings	Cap. MFD	Amps	Shell N	Shaft XI	Total C	Ship Wt.	Notes
1/8	825	208-230	1872H	\$160	Ball	5.0	0.78	6.0	4.3	10.6	13.7	
1/4-1/8	825	208-230	1874H	\$173	Ball	5.0	2.1	6.0	4.4	10.9	13.0	H25
1/6	825	208-230	1873H	\$172	Ball	5.0	1.2	6.0	4.3	10.6	17.0	
	1075	208-230	1859H	\$115	Ball	5.0	1	5.0	4.0	9.4	18.1	
1/4	1075	208-230	1860H	\$113	Ball	5.0	1.7	6.0	4.1	10.6	12.0	
1/3	1075	208-230	1861H	\$119	Ball	7.5	2.1	6.0	4.6	11.1	14.0	
	825	208-230	1875H	\$196	Ball	7.5	2.4	6.0	5.3	11.6	17.0	
1/2	1075	208-230	1862H	\$133	Ball	10.0	3.2	6.0	5.3	11.9	18.0	
	825	208-231	1870H	\$250	Ball	10.0	3.3	6.0	6.1	12.4	17.0	
3/4	1075	208-230	1868H	\$162	Ball	10.0	4.7	6.0	5.8	12.4	20.0	

## 460 Volt

HP	RPM/Spd.	Voltage	Catalog Number	List	Bearings	Cap. MFD	Amps	Shell N	Shaft XI	Total C	Ship Wt.	Notes
1/4	1075	460	3736H	\$248	Ball	7.5	0.8	6	4.8	11.1	18.1	
1/3	1075	460	3737H	\$282	Ball	7.5	1.3	6	5.6	11.9	18.1	
1/2	1075	460	3738H	\$291	Ball	10	1.5	6	5.8	12	18.1	
3/4	1075	460	3742H	\$327	Ball	10	2	6	6.6	12.9	18.1	


See Page 5 for Additional RESCUE MOJAVE® Ratings.

Note H25: Includes 4 Holes With Screws In Shell For Rheem®† Mount

† All marks shown within this document are properties of their respective owners.



# Permanent Split Capacitor Condenser Fan 5.6" Diameter, Open Drip-Proof, Air Over

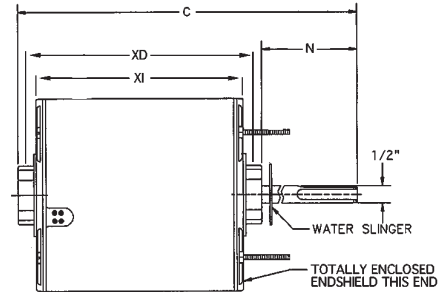


## APPLICATIONS:

Designed to meet manufacturer's requirements for condenser cooling fans.

## FEATURES:

- High Efficiency Economizer® Rated (except as noted)
- 60 Hz
- Capacitor Mounting Holes in Frame Band
- Continuous Duty, Air Over
- Water Slinger
- Designed for use with 370V Capacitors
- Automatic Reset Thermal Overload Protector
- Sleeve Bearings have All Angle Thrust System
- Green Ground Lead
- Reversible Rotation
- Class B Insulation
- Extended Studs are 8-32 UNC Thread unless otherwise noted
- 30" Leads
- Double Flats on Shaft
- Enclosed Endshield at Shaft End
- **Discount Symbol: DS-3HAC**



## Stud Mount, Shaft Up or Horizontal, Without Capacitor

HP	RPM/ Spd.	Voltage	Catalog Number	List	Bearings	Cap. MFD	Amps	Shaft N	Base XD	Shell XI	Total C	Ship Wt.	Notes	OEM
1/8	1550	230	1675	\$168	SAB	5.0	0.8	3.0		3.8	6.8	9		TR
1/4	825	230	8666	\$242	SAB	5.0	1.9	6.0	5.1	4.6	11.6	14		
	1075	208-230	3851	\$104	SAB	5.0	1.7	5.0	4.4	3.8	9.9	14	62	
	1075	208-230	8230	\$126	SAB	5.0	1.6	3.3	-	3.8	7.1	10	63, 72, H33, H42	
1/3	825	230	8667	\$253	SAB	7.5	2.0	6.0	5.6	5.1	12.1	16	63	
	1075	208-230	6880	\$113	SAB	5.0	2.2	5.0	4.9	4.3	9.4	12	62	
1/2	1075	208-230	3852	\$121	SAB	7.5	3.1	5.0	5.4	4.8	10.9	15	62	
	1075	230	1444	\$182	Ball	7.5	3.1	6.0	5.6	5.1	12.2	18		
3/4	1075	208-230	3097	\$148	SAB	10.0	4.8	5.0	6.6	6.1	12.1	20		
	1075	230	8665	\$204	Ball	12.5	4.4	6.0	5.9	5.3	12.4	23		
1	1080	200	8068	\$513	Ball	30.0	5.9	4.5	—	6.1	11.1	25	H9, H33	LE
	1075	208-230	1888	\$358	Ball	15.0	5.2	6.0	6.8	6.3	13.4	25	62	

LE = Lennox TR = Trane

Note 62: Not an Economizer® model  
 Note 63: Stud Extensions Out Both Sides of Motor  
 Note 72: Includes 4 Holes in Shell for Rheem Mount


Note H9: 5/8" Shaft  
 Note H33: No Hub on Lead End  
 Note H42: Shaft-end Ventilated, Lead-end Enclosed, Shaft-down Mounting Only

† All marks shown within this document are properties of their respective owners.





# Permanent Split Capacitor Condenser Fan 5.6" Diameter, Totally Enclosed, Air Over (TEAO)

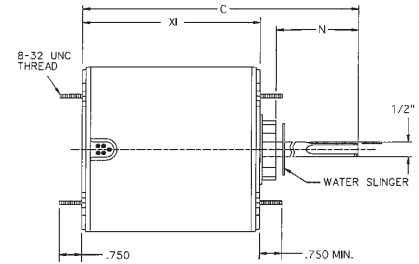


## APPLICATIONS:

Residential and commercial condensing unit fan motors to meet manufacturer's requirements.

## FEATURES:

- 140°F (60°C) Ambient Design
- Sleeve Bearings have All Angle Thrust System
- Class B Insulation
- Designed for use with 370V Capacitors
- Extended Studs
- 30" Leads
- Hubless Lead End
- Drain Holes Both Ends
- Reversible Rotation
- Automatic Reset Thermal Overload Protector
- Continuous Duty
- **Discount Symbol: DS-3HAC**



## Stud Mount, Without Capacitor, High Ambient Design, All Angle Mount

HP	RPM	Voltage	Catalog Number	List	Bearings	Cap. MFD	Amps	Shaft N	Shell XI	Total C	Ship Wt.	Notes	OEM
1/12	1100	208-230	3401	\$151	SAB	5.0	0.7	1.6	4.1	5.7	9		CA
1/10	825	208-230	1871	\$149	SAB	3.0	1.0	6.0	3.8	10.4	10		
	1100	208-230	3402	\$160	SAB	5.0	0.8	1.6	4.1	5.7	9		CA
1/8	825	208-230	1872	\$150	SAB	5.0	0.8	6.0	4.1	10.6	11	72	
	825	208-230	5456	\$167	SAB	5.0	1.2	3.8	4.1	7.8	11	72	RH
1/6	825	208-230	1873	\$164	SAB	5.0	1.0	6.0	4.1	10.6	12	72	
	825	208-230	5457	\$177	SAB	7.5	1.2	3.8	4.6	8.3	13	72	RH
	825/2	208-230	8673	\$214	SAB	5.0	1.0	6.0	4.4	10.9	14		
	1075	208-230	1859	\$101	SAB	5.0	1.0	5.0	3.8	9.4	11		
1/5	1500	208-230	3405	\$185	SAB	5.0	0.8	1.6	4.1	5.7	9		CA
	1075	208-230	5450	\$168	SAB	3.0	1.3	3.7	3.8	7.5	11	72	RH
1/5	1075	208-230	5454	\$135	SAB	3.0	1.7	3.7	3.8	8.1	11	72	RH
	825	208-230	1874	\$164	SAB	5.0	2.0	6.0	4.3	10.9	13	72	
1/4	825	460	1880	\$254	Ball	5.0	1.0	6.0	5.1	11.6	14		
	840	208-230	1123	\$257	SAB	5.0	1.4	2.5	4.6	7.6	16		IC
	850	208-230	1743	\$167	SAB	5.0	1.5	2.8	4.6	7.3	10		YK
	825/2	208-230	8674	\$242	SAB	7.5	2.0	6.0	4.6	11.1	15		
	1075	208-230	1860	\$105	SAB	5.0	1.5	5.0	4.1	9.6	12		
	1075	208-230	1876	\$108	Ball	5.0	1.5	5.0	4.1	9.6	11		
	1075	460	3736	\$235	Ball	7.5	0.8	6.0	4.6	11.1	12		
	1100	208-230	3404	\$201	SAB	5.0	1.8	1.6	4.6	6.2	12		CA
1/3-1/5	1625	208-230	1890	\$231	SAB	5.0	1.4	5.0	4.3	9.9	12		
	825	208-230	1875	\$186	SAB	7.5*	2.4	6.0	5.1	11.6	17	72	
1/3	825	460	1881	\$333	Ball	7.5	1.0	6.0	5.6	12.1	17		

CA = Carrier    IC = ICP    RH = Rheem    YK = York

Note 71: 1.5" Stud Ext., Shaft End only, 104°F (40°C) Ambient, Double Flats  
 Note 72: Includes 4 Holes in Shell for Rheem Mount


\*Uses 440V capacitor.

† All marks shown within this document are properties of their respective owners.



HVACR RESCUE  
 HVACR OEM  
 HVACR  
 HVACR KITS  
 GENERAL PURPOSE SINGLE PHASE  
 AGRICULTURE  
 GENERAL PURPOSE OPEN DRIP-PROOF  
 GENERAL PURPOSE UNIMOUNT  
 GENERAL PURPOSE HOSTILE DUTY  
 DEFINITE PURPOSE INVERTER DUTY  
 VARIABLE FREQUENCY DRIVES  
 COOLING TOWER DUTY

## Permanent Split Capacitor Condenser Fan 5.6" Diameter, Totally Enclosed, Air Over (TEAO) *(continued)*



HP	RPM	Voltage	Catalog Number	List	Bearings	Cap. MFD	Amps	Shaft N	Shell XI	Total C	Ship Wt.	Notes	OEM
1/3	825/2	208-230	8675	\$253	SAB	7.5	2.0	6.0	5.4	11.9	17		
	1075	208-230	1861	\$112	SAB	7.5	2.0	5.0	4.6	10.1	14		
	1075	208-230	5455	\$144	SAB	5.0	2.0	3.7	4.1	8.3	13	72	RH
	1075	208-230	1877	\$115	Ball	7.5	2.0	5.0	4.6	10.1	14		
	1075	460	3737	\$269	Ball	7.5	1.3	6.0	5.4	11.9	17		
	1075/2	208-230	8670	\$222	SAB	7.5	2.2	6.0	4.8	11.4	16	71	
	1625	208-230	1891	\$263	SAB	5.0	1.9	5.0	4.6	10.1	13		
1/3-1/6	825/2	208-230	5464	\$182	Ball	10/7.5	1.9	5.0	5.3	10.3	18	72	
	1075	208-230	3222	\$120	SAB	10.0	1.8	5.0	4.6	9.6	11	72	
	1075	208-230	3323	\$124	Ball	7.5	2.0	5.0	4.1	9.1	12	72	
	1075/2	208-230	5462	\$140	Ball	7.5/5.0	2.6	5.0	4.6	9.6	14	72	
1/2	825	208-230	1870	\$237	SAB	12.5	2.8	6.0	6.4	12.4	20		
	825	460	1882	\$385	Ball	10.0	1.6	6.0	6.3	12.9	21		
	1075	208-230	1862	\$124	SAB	10.0	3.0	6.0	5.3	11.9	18		
	1075	208-230	1878	\$127	Ball	10.0	3.0	6.0	5.3	11.9	18		
	1075	460	3738	\$277	Ball	10.0	1.5	6.0	5.9	12.4	19		
	1075/2	208-230	8671	\$257	SAB	10.0	2.9	6.0	4.3	10.8	21	71	
1/2-1/5	1075/2	208-230	5465	\$177	Ball	12.5/10.0	3.0	5.0	5.3	10.3	19	72	
	3/4	208-230	1868	\$153	SAB	10.0	4.5	5.0	5.8	10.3	20		
3/4	1075	208-230	1879	\$156	Ball	10.0	4.7	5.0	5.8	11.4	21		
	1075	460	3742	\$319	Ball	10.0	2.0	6.0	6.4	12.9	22		

RH = Rheem


Note 71: 1.5" Stud Ext., Shaft End only, 104°F (40°C) Ambient, Double Flats

Note 72: Includes 4 Holes in Shell for Rheem Mount

† All marks shown within this document are properties of their respective owners.



# Permanent Split Capacitor Condenser Fan 5.6" Diameter, Open Drip-Proof, Air Over



## APPLICATIONS:

For use on condenser cooling fans.

## FEATURES:

- High Efficiency Economizer® Rated (except as noted)
- 20" or 30" Leads unless otherwise noted
- Double Flats on Shaft—Economizer® Models
- Capacitor Mounting Holes in Frame Band
- Designed for use with 370V Capacitors
- Automatic Reset Thermal Overload Protector
- Sleeve Bearings have All Angle Thrust System
- Enclosed Endshield at Shaft End
- Continuous Duty, Air Over
- Class B Insulation
- Green Ground Lead
- Extended Studs
- 60 Hz
- Reversible Rotation
- Water Slinger
- Discount Symbol: DS-3HAC

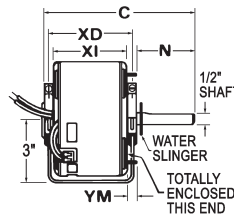


Figure A

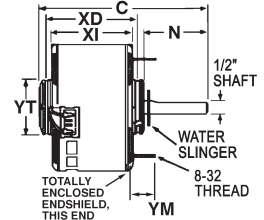


Figure B

## Resilient Base, Shaft Up or Horizontal, With Capacitor

HP	RPM/ Spds.	Voltage	Catalog Number	List	Bearings	Cap. MFD	Amps	Shaft N	Base XD	Shell XI	Total C	Stud YM	Ship Wt.	Notes	OEM
1/4	1075	230	3846	\$257	SAB	5.0	1.9	4.9	5.1	4.6	10.4	1	15	62	
1/3	1625	230	4811	\$259	SAB	5.0	1.8	4.9	5.1	4.6	10.7	1	16		
	1625	230	4961	\$360	Ball	5.0	1.8	4.9	5.1	4.6	10.7	1	17	62	
	1075	230	3847	\$269	SAB	7.5	2.2	4.9	5.5	4.9	10.9	1	16		
	1075	230	4960	\$295	Ball	7.5	2.2	4.9	5.4	4.8	10.9	1	16		
1/2	1075	230	3848	\$280	SAB	7.5	3.1	5.0	6.5	5.9	12.0	1	19		
	1075	230	7025	\$349	Ball	7.5	3.1	4.9	6.4	6.0	11.9	1	18		

## Hub Ring Mount (2 1/4"), Shaft Up or Horizontal, Without Capacitor (unless otherwise noted)

HP	RPM/ Spds.	Voltage	Catalog Number	List	Bearings	Cap. MFD	Amps	Shaft N	Base XD	Shell XI	Total C	Stud YM	Ship Wt.	Notes	OEM
1/5-1/6	1075	208-230	8537	\$144	SAB	5.0	1.4/1.8	3.31	4.1	3.56	7.4		10	62	RH
1/4	1075	230	8054	\$209	SAB	4.0	1.9	3.0	4.4	3.8	7.9		12		LE
1/3	825	230	5345	\$267	Ball	5.0	3.0	6.0	6.9	6.4	12.9	1	19	64	
	825	208-230	7040	\$242	Ball	7.5	2.6	6.0	6.4	6.0	12.4	1	18		
1/2	825	230	7041	\$358	Ball	12.5	2.8	6.0	6.7	5.8	13.2	1	21		


LE = Lennox      RH = Rheem

Note 62: Not an Economizer® model  
Note 64: Capacitor Supplied Detached

† All marks shown within this document are properties of their respective owners.



# Permanent Split Capacitor Commercial Condenser Fan Open Drip-Proof & Totally Enclosed, Air Over



## APPLICATIONS:

For use on condenser cooling fans in commercial air conditioning applications.

## FEATURES:

- Capacitor and Outlet Box Included, unless noted
- Reversible Rotation
- Double-Sealed Ball Bearings
- Continuous Duty, Air Over
- Automatic Reset Thermal Overload Protector
- 40°C Ambient
- Dual Voltage
- Class B Insulation
- **Discount Symbol: DS-3HAC**

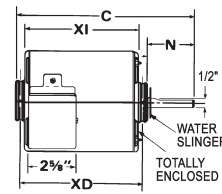


Figure A

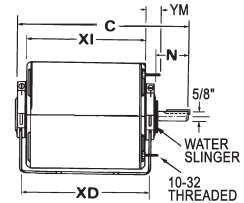


Figure B

## 5.6" Diameter, All Angle Mounting, Hub Ring Mount (2 1/4") (Fig. A)

HP	RPM/Spds.	Voltage	Catalog Number	List	Bearings	Cap. MFD	Amps	Shaft N	Base XD	Shell XI	Total C	Stud YM	Ship Wt.	Notes	OEM
1/3	1075	208-230/460	6727	\$287	Ball	5	2.4/1.2	5	5.9	5.3	11.4	N/A	17		
1/2	1075	208-230/460	7475	\$366	Ball	10	2.8/1.4	5	6.4	5.8	11.9	N/A	20		
	1075	208-230/460	2201	\$413	Ball	10	3.2/1.6	5	7.4	6.8	12.8	N/A	20	67	
	1075	208-230	8868	\$241	Ball	10	3.8	3.0	--	6.3	9.3	.63	21	H15, H44	
3/4	1075	208-230/460	2202	\$404	Ball	12.5	4.6/2.3	5	8.4	7.8	13.8	N/A	23	66, 67	
	1075	208-230/460	6603	\$428	Ball	7.5	5.0/2.5	5	6.9	6.3	12.4	N/A	22	66, H16	
	1075	208-230/460	5489	\$428	Ball	7.5	5.0/2.5	5	6.9	6.3	12.3	N/A	22	65, 66, H15	
	1075	460	8233	\$313	Ball	12.5	2.7	3	6.6	6.0	10.2	N/A	19	65, 66, H15	AA
1	1080	460	8055	\$532	Ball	15.0	2.5	5.0	--	6.6	11.6	N/A	20	H16, H29	LE

## 6.3" Diameter, All Angle Mounting, Hub or Stud Mount (4) (Fig. A with 5/8" shaft)

HP	RPM/Spds.	Voltage	Catalog Number	List	Bearings	Cap. MFD	Amps	Shaft N	Base XD	Shell XI	Total C	Stud YM	Ship Wt.	Notes	OEM
1/2	825	208-230	3568	\$482	Ball	10.0	3.6	6.0	7.0	6.0	13.4	1.5	25	65, 66, H15	
3/4	1075	208-230	3566	\$516	Ball	15.0	3.8	6.0	7.0	6.0	13.4	1.5	26	65, 66, H15	
	825	208-230	3567	\$563	Ball	17.5	5.3	6.0	8.2	7.8	14.6	1.5	32	65, 66, H15	
1	1075	208-230	3565	\$458	Ball	17.5	5.2	6.0	7.5	6.5	13.9	1.5	30	65, 66, H15	
	1075	208-230/460	2203	\$455	Ball	17.5	5.2/2.6	6.0	10.4	9.9	16.9	1.5	40	67	
	1075	208-230/460	8431	\$428	Ball	12.5	5.8-5.4/2.7	6.0	9.9	9.4	16.4	1.8	41	65, 67	
1-1/2	1075	208-230/460	2204	\$472	Ball	20.0	7.6/3.8	6.0	10.9	10.3	16.9	1.5	43	67	

## 6.3" Diameter, Resilient Base (Fig. B)

HP	RPM/Spds.	Voltage	Catalog Number	List	Bearings	Cap. MFD	Amps	Shaft N	Base XD	Shell XI	Total C	Stud YM	Ship Wt.	Notes	OEM
3/4	1075	208-230/460	2193	\$728	Ball	30.0	4.8/2.5	4.1	8.3	7.8	13.1	--	41	H15, H16	
1	1075	208-230/460	2686	\$569	Ball	17.5	5.1/2.6	5.0	10.5	9.3	15.8	1.5	38	68	
1-1/2	1075	208-230/460	2896	\$609	Ball	20.0	7.5/3.8	5.0	11.0	9.8	16.3	1.5	47	67, 68	

AA = Aaron      LE = Lennox

Note 65: Ventilated (In wet applications, position vent holes at bottom of motor; use rain shield if used shaft up.)

Note 66: No Outlet Box. Includes Leads

Note 67: Capacitor not included, Internal Conduit Box

Note 68: Quick Change Voltage Receptacle, No Outlet Box

Note H15: Capacitor Not Included

Note H16: CCWLE Rotation Only


Note H29: Includes Rain Shield, Shaft-up Mounting

Note H44: Stud Mount

† All marks shown within this document are properties of their respective owners.



# Three Phase Commercial Condenser Fan Open Drip-Proof, Air Over

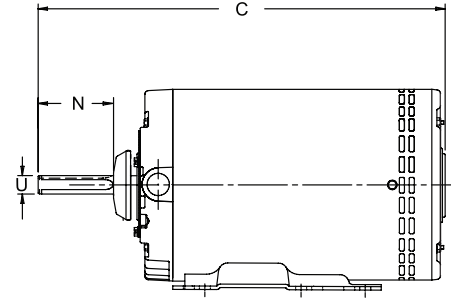


## APPLICATIONS:

Designed to meet manufacturer's requirements for condenser cooling fans in commercial air conditioning applications where 3 phase power is required.

## FEATURES:

- Automatic Reset Thermal Overload Protector
- Reversible Rotation
- Continuous Duty, Air Over
- Double-Sealed Ball Bearings
- Dual Voltage
- Class B Insulation
- 140°F (60°C) Ambient Rated
- Shaft-up Mounting
- **Discount Symbol: DS-3HAC**



## Belly Band Mount, Flat and Keyway on Shaft

HP	RPM	Voltage	Catalog Number	List	Bearings	NEMA Frame	Amps	Shaft N	Shaft U	SF	Total C	Ship Wt.	Notes	OEM
3/4	1140	208-230/460	1817	\$389	Ball	56YZ	3.6/1.8	6.0	.625	1.00	16.8	28		
1	1140	200-230/460	1818	\$411	Ball	56YZ	4.8/2.4	6.0	.625	1.00	16.8	29		
	1140	200-230/460	1816	\$417	Ball	56YZ	6.0/3.0	3.0	.625	1.00	13.6	35		CA
	1140	200-230/460	1326	\$485	Ball	48YZ	3.5-3.3/1.7	5.0	.500	1.00	14.5	19		DB
	1140	200-230/460	8058	\$462	Ball	48YZ	3.6/1.8	3.4	.625	1.00	13.7	30		LE
	850	208-230/460	1828	\$542	Ball	56YZ	5.0/2.5	6.0	.625	1.00	17.2	33		
	850	575	1829	\$696	Ball	56YZ	2.1	6.0	.625	1.00	17.2	33		
1-1/2	1140	208-230/460	1819	\$453	Ball	56YZ	7.1/3.6	6.0	.625	1.00	16.8	36		
2	1140	208-230/460	8987	\$492	Ball	56YZ	7.8/3.9	6.0	.625	1.00	16.8	43		

CA = Carrier    DB = Dunham Bush    LE = Lennox

## Rigid Base Mount, Flat and Keyway on Shaft

HP	RPM	Voltage	Catalog Number	List	Bearings	NEMA Frame	Amps	Shaft N	Shaft U	SF	Total C	Ship Wt.	Notes	OEM
1	1140	208-230/460	1820	\$411	Ball	56YZ	4.8/2.4	6.0	.625	1.00	16.8	32		
1-1/2	1140	208-230/460	1821	\$458	Ball	56YZ	7.2/3.6	6.0	.625	1.00	16.8	39		
2	1140	208-230/460	1822	\$500	Ball	56YZ	7.8/3.9	6.0	.625	1.00	17.3	45		

† All marks shown within this document are properties of their respective owners.



# Three Phase VariTough® Inverter Duty Commercial Condenser Fan, Open Air Over

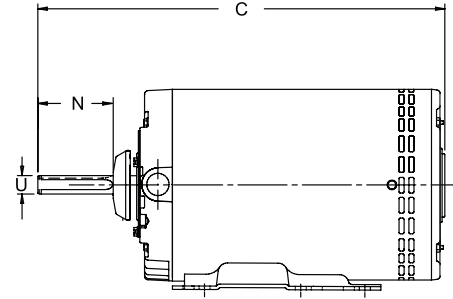


## APPLICATIONS:

For use on condenser cooling fans in commercial air conditioning applications, where 3 phase power and variable frequency drives (VFD's) are required.

## FEATURES:

- Inverter Duty
- Designed to NEMA MG1-Part 31
- Open Drip-Proof, Shaft-up Design
- 70°C Ambient
- Continuous Duty, Air Over
- Lock Bearing System OSE
- Class F Insulation
- Thermostat Temperature Protection
- Use Kit Number 21 for Shaft Grounding Option
- **Discount Symbol: DS-3HAC**



## Belly Band Mount

HP	RPM	Voltage	Catalog Number	List	NEMA Frame	Amps	Shaft N	Shaft U	Total C	Ship Wt.
1	850	208-230/460	1830V	\$518	56YZ	5.3-5.3/2.6	3.25	.625	15.8	33
	850	208-230/460	1828V	\$534	56YZ	5.3-5.3/2.6	6.00	.625	16.8	42
	1140	208-230/460	1818V	\$510	56YZ	4.3-4.3/2.1	6.00	.625	15.8	33
1-1/2	850	208-230/460	1832V	\$545	56YZ	7.2-7.2/3.6	3.5	.625	15.8	37
	1140	208-230/460	1819V	\$580	56YZ	5.4-5.7/2.6	6.00	.625	16.3	40
2	1140	208-230/460	8987V	\$635	56YZ	7.8-7.8/3.9	6.00	.625	17.3	43

NEW

## Rigid Base Mount

HP	RPM	Voltage	Catalog Number	List	NEMA Frame	Amps	Shaft N	Shaft U	Total C	Ship Wt.
1	850	208-230/460	1833V	\$469	56YZ	5.3-5.3/2.6	6.00	.625	16.8	38
	1140	208-230/460	1820V	\$530	56YZ	4.3-4.3/2.1	6.00	.625	15.8	34
1-1/2	850	208-230/460	1831V	\$660	56YZ	7.2-7.2/3.6	3.5	.625	15.8	40
	1140	208-230/460	1821V	\$600	56YZ	5.3-5.3/2.6	6.00	.625	16.3	41
2	1140	208-230/460	1822V	\$655	56YZ	7.8-7.8/3.9	6.00	.625	17.3	44

NEW

For shaft ground ring, order Kit Number 21. See Pages 62-63.



† All marks shown within this document are properties of their respective owners.



# Three Phase Commercial Belt-Drive Blower Motor Open Drip-Proof, Air Over Not Required

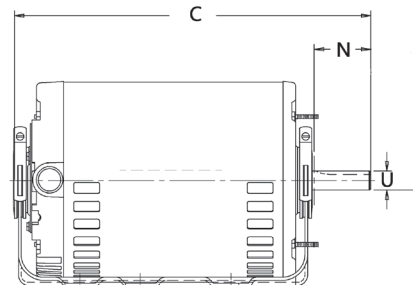


## APPLICATIONS:

Designed to meet manufacturer's requirements for belt-drive blowers in commercial air conditioning applications where 3 phase power is required.

## FEATURES:

- Automatic Reset Thermal Overload Protector
- Reversible Rotation
- Continuous Duty
- Double Contact Sealed Ball Bearings
- Dual Voltage
- Class B Insulation
- 104°F (40°C) Ambient
- **Discount Symbol: DS-3HAC**



## Rigid Base Mount

HP	RPM	Voltage	Catalog Number	List	Bearings	NEMA Frame	Amps	Shaft N	Shaft U	SF	Total C	Ship Wt.	Notes	OEM
1	1725	208-230/460	1813	\$450	Ball	56	3.4/1.7	1.9	.625	1.15	11.9	24	VC	
1-1/2	1725	208-230/460	1814	\$508	Ball	56H	5.0/2.5	1.9	.625	1.15	12.4	27	VC, H12	
	1725	200-230/460	7913	\$504	Ball	56HZ	5.0/2.5	2.3	.875	1.15	12.4	39		LE
2	1725	208-230/460	1815	\$554	Ball	56H	6.6/3.3	1.9	.625	1.15	12.4	29	VC	
	1725	200-230/460	7914	\$539	Ball	56HZ	7.6-7.8/3.9	2.3	.875	1.15	12.4	45		LE
	1725	208-230/460	8461	\$762	Ball	145T	6.3-6.2/3.1	2.3	.875	1.00	12.5	37	H18, H45, 25	
3	1725	200-230/460	7915	\$666	Ball	56HZ	9.0-9.2/4.6	2.3	.875	1.15	13.3	48		LE

## Resilient Mount

HP	RPM	Voltage	Catalog Number	List	Bearings	NEMA Frame	Amps	Shaft N	Shaft U	SF	Total C	Ship Wt.	Notes	OEM
1/3	1725	208-230/460	8496	\$377	Ball	56	1.5-1.6/0.8	1.9	.625	1.0	10.3	18	H8, H18	
1/2	1725	208-230/460	8488	\$501	Ball	56	2.1-2.2/1.1	1.9	.625	1.25	10.3	20		
3/4	1725	208-230/460	8489	\$550	Ball	56	2.9-2.9/1.5	1.9	.625	1.25	10.8	22		
1	1725	208-230/460	8498	\$485	Ball	56	4.3/2.2	1.9	.625	1.25	11.3	26		
	1725	208-230/460	8460	\$516	Ball	56	3.0/1.5	1.9	.625	1.00	11.1	27	H45	
1-1/2	1725	208-230/460	8490	\$609	Ball	56H	5.2-5.1/2.6	1.9	.625	1.15	12.8	32		
	1725	208-230/460	8491	\$781	Ball	145T	5.0-4.6/2.4	2.3	.875	1.15	13.2	40		
2	1725	208-230/460	8493	\$699	Ball	56H	6.1-6.3/3.1	1.9	.625	1.15	12.8	41		
	1725	208-230/460	8494	\$785	Ball	145T	6.1-6.3/3.1	2.3	.875	1.15	13.2	44		

LE = Lennox


Note 25: No Protector  
 Note H8: 5.6" Diameter  
 Note H12: Base Has Holes For 56 & 56H

Note H18: Conduit Box  
 Note H45: Totally Enclosed, Air Over  
 Note VC: Quick Voltage Change Device

† All marks shown within this document are properties of their respective owners.



## 21/29 Frame Replacement Motor 5.0" Diameter, Open Drip-Proof, Air Over

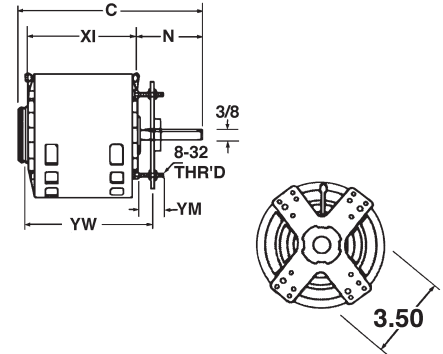


### APPLICATIONS:

Designed to replace most original 21 and 29 frame GE® motors.

### FEATURES:

- Four Motors Replace Most Original 21 Frame GE® Motors (see below)
- P in Catalog Number Indicates Permanent Split Capacitor, Capacitor Included
- Sleeve Bearings
- Holes Provided for Attaching a BX Connector
- Resilient Hub Rings, 2 1/4" Diameter
- Rotation CCW Lead End Except 1468P
- 30" Leads
- Dual Voltage Easily Changed by Quick Connects
- Class B Insulation
- 3/8" Diameter Shafts with 1/2" Adapters
- Extended Thru-bolts
- Automatic Reset Thermal Overload Protector
- Mounting Bracket Provided at Shaft End
- Can be Moved on Extended-Thru Bolts to Fit Most Existing Bases
- Has Mounting Holes and Bolts to Match 21 Frame Bolt Circle for Stud Mounting
- Can be Resilient Mounted, Band Mounted or End Mounted
- **Discount Symbol: DS-3HAC**



### Hub Mount Bracket (2-1/4") Single Speed

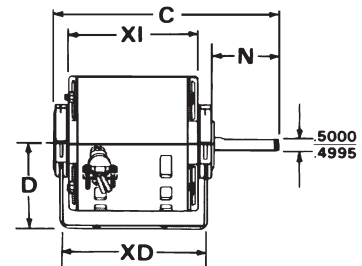
HP	RPM	Voltage	Catalog Number	List	Bearings	Amps	Shaft N	Shaft Dia.	Shell XI	Total C	Stud YM	Max. Ext. YW	Ship Wt.	Notes
1/20	1550	115/208-230	1468P	\$172	SAB	2.2/1.1	3.3	0.375	3.3	7.1	1.5	5.6	7	
1/15	1550	115/208-230	1469P	\$181	SAB	2.8/1.4	3.5	0.375	3.3	7.4	1.5	5.8	7	H20
1/10	1550	115/208-230	1470P	\$183	SAB	3.8/1.9	3.5	0.375	3.6	7.6	1.5	6.1	7	
	1050	115/208-230	1471P	\$185	SAB	3.8/1.9	3.3	0.375	3.8	7.6	1.5	6.1	7	

### Replacement Cross Reference

Catalog Number	GE Number
1468P	DG3001, DG3002, DG3003, DG3004, DG3021, DG3022, DG3023, DG3024
1469P	FG3101, FG3102, FG3103, FG3104, FG3121, FG3122, FG3123, FG3124
1470P	HG3201, HG3202, HG3203, HG3204, HG3221, HG3222, HG3223, HG3224
1471P	HG3253, HG3254, HG3275, HG3263, HG3264

### FEATURES:

- P in Catalog Number Indicates Permanent Split Capacitor, Capacitor Included
- 36" Leads
- CWLE Rotation
- Sleeve Bearings have All Angle Thrust System
- BX Connector
- Class B Insulation
- Continuous Duty, Air Over
- Automatic Reset Thermal Overload Protector
- Connection Instructions Included in Nameplate Data
- Green Ground Lead
- **Discount Symbol: DS-3HAC**



### Resilient Base Single Speed

HP	RPM	Voltage	Catalog Number	List	Bearings	Frame	Amps	Shaft N	Shell XD	Shell XI	Total C	D	Ship Wt.	Notes
1/10	1550	115/230	721P	\$257	SAB	42Y	2.6	2.4	3.9	3.3	6.9	2.6	9	
1/6	1550	115/230	722P	\$249	SAB	42Z	2.7	2.4	4.4	3.8	7.4	2.6	11	


Note H20: Rotation CWLE

† All marks shown within this document are properties of their respective owners.





# Direct Drive Fan Single & Double Shaft 5.0" Diameter, Open, Air Over

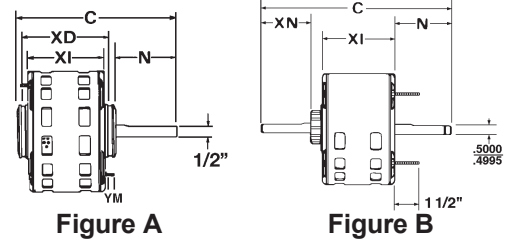


## APPLICATIONS:

Designed to meet manufacturer's requirements for direct drive fans & blowers.

## FEATURES:

- Sleeve Bearings Have All Angle Thrust System
- Continuous Duty, Air Over
- 24" Line Leads Unless Otherwise Noted
- Automatic Reset Thermal Overload Protector
- Connection Information Furnished in the Nameplate Data
- Shaded Pole Design Except Where Noted
- **Discount Symbol: DS-3HAC**



## 5.0" Diameter, Stud or Hub Ring Mount (2.5") (Fig. A)

HP	RPM/Spds.	Voltage	Catalog Number	List	Bearings	NEMA Frame	Amps	Shaft N	Base XD	Shell XI	Total C	Stud YM	Ship Wt.	Notes	OEM
1/15	1050	115	1334	\$189	SAB	42	2.8	1.9	N/A	3.3	5.2	0.6	10	84, H3, H6, H16	
	1050	115	1335	\$227	SAB	42	2.8	1.3	3.8	3.3	5.7	N/A	12	35, 84, H16, H6	
	1050	115	1342	\$205	SAB	42	2.6	2.8	N/A	3.8	6.6	0.6	10	84, H16, H19	
	1050/2	115	1333	\$239	SAB	42	3	1.9	N/A	3.3	5.2	0.6	11	84, H3, H16	
1/10	1050	115	1336	\$203	SAB	42	3.7	1.8	N/A	3.8	5.7	0.6	11	84, H3, H6, H16	
1/8	1050	115	1337	\$149	SAB	42	7.3	5	5	4.5	10.4	0.9	13	84, H3, H16	
1/6	1050	115	1127P	\$130	SAB	42	6.0	4.0	5.0	4.3	9.4	N/A	12	84, H3, H16, H38	
	1050	115	2166	\$198	SAB	42	5.2	3.5	4.5	3.8	8.9	N/A	10	84, H16	MI
	1050	230	1631	\$196	SAB	42	2.9	6.0	4.9	4.3	11.3	N/A	12	84, H3, H16	
1/5	1050	115	1340	\$172	SAB	42	7.1	2.2	5.2	4.7	7.9	0.9	14	84, H3, H16	
	1050/3	115	1338P	\$151	SAB	42	7.3	4.9	5.5	5.0	10.9	0.9	14	84, H3, H16, H38	
	1050/3	208-230	1339	\$158	SAB	42	3.9	4.9	5.5	5.0	10.9	0.9	14	84, H3, H16	
1/4	1050	115	1341	\$232	SAB	42	8.9	2.6	5.7	5.2	8.7	0.9	15	84, H3, H16	

## 5.0" Diameter, Resilient Base, Double Shaft (Fig. B)

HP	RPM Spds.	Voltage	Catalog Number	List	Bearings	Rotation LE	Amps	Shaft N	Shaft XN	Shell XI	Total C	Ship Wt.	Notes	OEM
1/10	1050/2	115	2819	\$224	SAB	CCW	4.8	4.0	4.0	3.8	14.3	10		
	1050/2	230	2820	\$244	SAB	CCW	4.6	4.0	4.0	3.3	14.3	10		
	1050/4	115	2818	\$265	SAB	CCW	4.8	8.4	8.4	4.1	21.9	11		
	1050/5	115	2827P	\$265	SAB	CW	4.8	10.0	10.0	4.1	25.2	9	H34	
	1550/3	115	2817	\$273	SAB	CCW	3.8	8.4	8.4	4.6	22.4	8		
1/8	1550/4	115	3996	\$155	SAB	CW	1.8	10.5	10.5	3.3	25.4	7	H38	
1/6	1625/2	115	1238	\$148	SAB	CCW	2.3	7.0	7.0	3.9	18.9	11	H38	
1/5	1075	208-230	1124	\$209	SAB	CW	1.3	5.7	5.7	4.1	16.5	12	H37	YK
1/4	1550/3	230	1221P	\$262	SAB	CCW	3.4	8.0	8.0	4.3	20.9	14	H3, H21	

MI = Miller      YK = York

Note 35: Includes Base  
 Note 84: Non-reversible  
 Note H3: 20" Leads  
 Note H6: 3/8" Shaft

Note H16: Rotation CCW L.E.  
 Note H19: Conduit Box on Motor  
 Note H21: Fig. B Type, Includes Mounting Kit;  
 Non-Reversible


Note H34: Non-Reversible; 54" Leads; Includes Resilient Base  
 Note H37: PSC, 5.0 MFD Capacitor Required  
 Note H38: PSC, Capacitor Included and Attached

† All marks shown within this document are properties of their respective owners.



HVACR RESCUE  
 HVACR OEM  
 HVACR  
 HVACR KITS  
 GENERAL PURPOSE SINGLE PHASE  
 AGRICULTURE  
 GENERAL PURPOSE OPEN DRIP-PROOF  
 GENERAL PURPOSE UNIMOUNT  
 GENERAL PURPOSE HOSTILE DUTY  
 DEFINITE PURPOSE INVERTER DUTY  
 VARIABLE FREQUENCY DRIVES  
 COOLING TOWER DUTY

# Permanent Split Capacitor Direct Drive Fan Single Shaft 5.0" Diameter, Open, Air Over

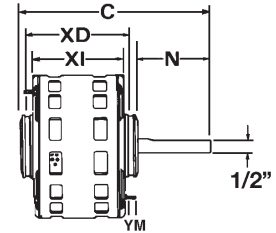


## APPLICATIONS:

Designed to meet manufacturer's requirements for use on direct drive fan & blowers.

## FEATURES:

- Reversible Unless Noted
- Sleeve Bearings Have All Angle Thrust System
- Designed for Use with 370V Capacitors
- Continuous Duty, Air Over
- 24" Line Leads Unless Otherwise Noted
- Automatic Reset Thermal Overload Protector
- Connection and Capacitor Information Furnished in the Nameplate Data
- **Discount Symbol: DS-3HAC**



## Permanent Split Capacitor, 5.0" Diameter, Stud or Hub Ring Mount (2.5")

HP	RPM/ Spds.	Voltage	Catalog Number	List	Bearings	Cap. MFD	Amps	Shaft N	Base XD	Shell XI	Total C	Stud YM	Ship Wt.	Notes
1/10	1625/3	115	8956	\$131	SAB	5.0	1.2	5.3	4.8	4.3	10.7	.75	9	
1/8	1075/3	115	8950	\$163	SAB	5.0		4.0	4.4	3.9	8.9	.75	9	
1/6	1075	115	6479	\$162	SAB	4.0	2.8	4.1	--	3.8	7.9	N/A	-	H11
1/5	1075/3	115	8951	\$149	SAB	5.0	2.7	4.0	5.3	4.8	9.9	.75	11	
	1075/3	203-230	8952	\$206	SAB	5.0	1.6	4.0	5.3	4.9	9.9	N/A	11	
	1075/4	115	1268	\$150	SAB	4.0	3.5	3.5	4.6	4.1	8.7	1	10	98
1/4	1050	115	6480	\$112	SAB	7.5	4.0	5.0	--	4.1	9.1	N/A	-	H11
	1050/3	115	1390	\$160	SAB	7.5	2.8	4.0	4.9	4.3	8.9	1	13	H24
	1050/3	208-230	1391	\$163	SAB	7.5	1.5	4.0	4.9	4.3	8.9	1	13	H24
1/3	1075/3	115	8955	\$136	SAB	15.0	3.8	4.0	5.1	-	10.2	.75	13	

Note 98: Class B Insulation


Note H11: Band Mounting

Note H24: Hub Rings not included

† All marks shown within this document are properties of their respective owners.



# Permanent Split Capacitor Packaged Terminal A/C-Heat Pump 5.0" Diameter, Open, Air Over



## APPLICATIONS:

Designed to meet manufacturer's requirements for use in package terminal air conditioners or heat pump units.

## FEATURES:

- Sleeve Bearings Have All Angle Thrust System
- Designed for Use with 370V Capacitors
- Continuous Duty, Air Over
- Automatic Reset Thermal Overload Protector
- Discount Symbol: DS-3HAC

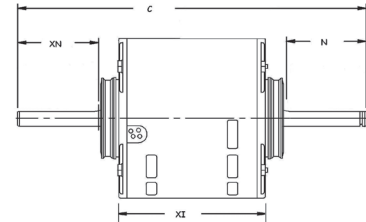


Figure B

## Single Shaft, Direct Drive Blower

HP	RPM/Spds.	Voltage	Catalog Number	List	Bearings	Cap MFD	Amps	Shaft Length	Shell Length	Total Length	Mount	Ship Wt.	Notes	OEM
1/30	1075/3	115	1374	\$250	SAB	5.0	.50	8.5	4.1	13.4	Resilient	10	64	TR
	1100/3	115	4125	\$200	SAB	4.0	.53	8.0	4.1	13.7	Resilient	6	64	IE
	1075/3	265	4126	\$162	SAB	3.0	.39	7.0	3.8	10.8	Flex	6		IE
1/20	1100/3	115	1676	\$281	SAB	5.0	.55	8.7	3.3	13.1	Resilient	9	64	TR
	1100/3	265	1965	\$172	SAB	4.0	.45	3.5	4.3	7.8	3 Lugs	10	R	AM
	1075/3	208-230	4136	\$212	SAB	5.0	.55	6.5	4.1	10.6	Flex	8		IE
	1075/3	265	1959	\$180	SAB	3.0	.40	6.5	4.1	10.6	Flex	8		IE
	1075/3	277	4137	\$186	SAB	4.0	.55	6.5	3.4	9.9	3 Lugs	8		IE
1/16	850/3	277	1678	\$190	SAB	4.0	.50	2.3	4.1	6.3	3 Lugs	12	64	TR
1/15	1075/3	265	1961	\$185	SAB	4.0	.60	7.0	3.8	10.8	Flex	12		IE
1/10	1050/3	277	1958	\$176	SAB	4.0	.65	4.0	4.1	8.1	Flex	12	64	
1/5	925/3	208-240	4129	\$176	SAB	6.0	1.9	7.0	4.6	11.6	Flex	12		IE
1/4	925/3	115	4130	\$191	SAB	12.5	6.0	7.0	4.8	11.8	Flex	13		IE
	1050/3	277	1962	\$201	SAB	7.5	1.6	7.0	5.1	12.6	Flex	13		IE
	1075/3	265	4131	\$199	SAB	10.0	1.6	5.25	4.8	10.1	Flex	13		IE

## Dual Shaft, Direct Drive Blower (Fig. B)


HP	RPM/Spds.	Voltage	Catalog Number	List	Bearings	Cap MFD	Amps	Shaft N	Shaft XN	Shell XI	Total C	Mount	Ship Wt.	Notes	OEM
1/15	1100/3	115	1090	\$294	SAB	5.0	.8	9.7	10.8	3.8	25.4	Resilient	7		TR
1/12	1150/3	277	1960	\$189	SAB	5.0	.7	7.6	8.3	4.3	21.2	Hub Ring	9	64	IE
	1375/3	115-127	4127	\$206	SAB	6.0	1.35	8.0	8.25	3.8	21.2	Hub Ring	9	64	IE
1/10	1050/3	277	1957	\$192	SAB	4.0	.7	8.0	8.0	3.8	20.9	Hub Ring	9	64	
1/8	1500/3	277	1963	\$214	SAB	-	2.3	6.5	6.5	3.8	17.9	Resilient	10	H41	
	1500/3	277	1964	\$218	SAB	4.0	.8	7.8	8.3	4.1	21.2	Resilient	10	64	
1/6	1050/3	115	1955	\$201	SAB	4.0	2.8	8.0	8.0	3.8	20.9	Hub Ring	11	64	
	1450/3	115-127	4128	\$221	SAB	5.0	2.55	8.0	8.3	4.1	21.4	Hub Ring	11	64	IE
	1625/4	115	8525	\$239	SAB	5.0	2.2	8.0	8.0	4.2	24.0	Resilient	12		

Note 64: Capacitor Supplied  
Note H41: Shaded Pole  
Note R: Reversible

† All marks shown within this document are properties of their respective owners.



# Permanent Split Capacitor Packaged Terminal A/C-Heat Pump 5.6" and 6.3" Diameter, Open, Air Over



## APPLICATIONS:

Designed for use in package terminal air conditioners or heat pump units.

## FEATURES:

- Sleeve Bearings Have All Angle Thrust System
- Designed for Use with 370V Capacitors
- Continuous Duty, Air Over
- Automatic Reset Thermal Overload Protector
- Discount Symbol: DS-3HAC

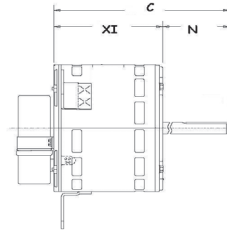


Figure A

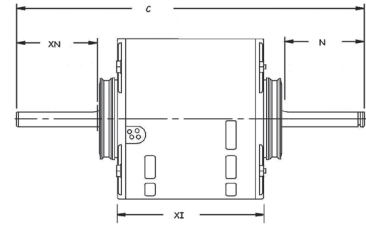


Figure B

## 5.6" Diameter, Single Shaft, Direct Drive Blower (Fig. A)

HP	RPM/ Spds.	Voltage	Catalog Number	List	Bearings	Cap MFD	Amps	Shaft N	Shaft XN	Shell XI	Total C	Mount	Ship Wt.	Notes	OEM
1/12	1200/2	208-230	3033	\$143	SAB	4.0	.56	4.5	-	3.6	8.1	3 Lugs	10		AM
	1250/2	265	1954	\$165	SAB	4.0	0.6	2.25	-	3.8	6.1	Band	10		
1/10	810/3	277	1679	\$205	SAB	5.0	0.6	2.5	-	4.1	6.6	3 Lugs	12	64	TR
1/3	825	230/460	1956	\$227	Ball	5.0	2.7/1.4	6.5	-	5.3	11.7	Stud	18		

## 5.6" Diameter, Dual Shaft, Direct Drive Blower (Fig. B)

HP	RPM/ Spds.	Voltage	Catalog Number	List	Bearings	Cap MFD	Amps	Shaft N	Shaft XN	Shell XI	Total C	Mount	Ship Wt.	Notes	OEM
1/8	1075/3	277	1042	\$206	SAB	5.0	0.8	8.4	8.4	3.7	21.7	Hub Ring	10	LA	
1/5	1040/3	265-277	3360	\$212	SAB	3.0	1.3	3.0	7.0	3.8	13.8	Lug	12		CA
1/4	1075/3	277	1043	\$282	SAB	5.0	1.5	7.5	7.8	4.4	20.1	Stud/Hub Ring	14		

AM = Amana    CA = Carrier    TR = Trane

## PTAC OEM Cross Reference

U.S. MOTORS' Catalog Number	OEM Number	Industry Number
4127	700215-16	5KCP29BK6777S
4128	700215-17	5KCP29DK6774S
4130	700215-21	5KCP29MK6102S
4129	700215-42	5KCP29KK4878AS
4137	700215-45	5KCP29FK977S
1962	700215-48	5KCP29MK6109S
4125	700216-92	5KCP29BK5875S
4126	705563-07	5KCP29BK6016AS
1959	705563-08	5KCP29FK6017S
1961	705563-09	5KCP29DK6018S
4131	705563-12	5KCP29MK6021S

U.S. MOTORS' Catalog Number	OEM Number	Industry Number
4136	705563-14	5KCP29FK6023S
1960	705563-26	5KCP29BK6366S
1954	C61148-2	5KCP39CGD588BS
1965	C61174-8	5KCP29FK2632S
1964		5KCP29CK8613S
1963		5KSP29HK7136S
1957		D277
1958		D277 (Rev. rotation)
1955		D354
1956		D921


Note 64: Capacitor Supplied  
Note LA: Limited Availability

† All marks shown within this document are properties of their respective owners.



# Permanent Split Capacitor Double Shaft Fan & Blower

## 5.6" Diameter, Two & Three Speed



### APPLICATIONS:

Design to meet manufacturer's requirements for blowers utilizing a double-shaft motor.

### FEATURES:

- Open Drip-Proof, Air Over, Except Where Noted
- Automatic Reset Thermal Overload Protector
- CCW Rotation Lead End
- Sleeve Bearings Have All Angle Thrust System
- Continuous Duty, Air Over
- Green Ground Lead
- Connection and Capacitor Information Furnished on Nameplate
- Designed for Use with 370V Capacitors
- Hub Rings are 2 1/4" Diameter, Furnished Detached, with Extra Metal Outer Rings for Adapting to 2 1/2" Diameter
- Mounting Holes in Shell for Mounting Capacitor
- When Supplied, Capacitor and Mounting Hardware are Supplied Detached
- 20" Leads
- Class B Insulation
- **Discount Symbol: DS-3HAC**

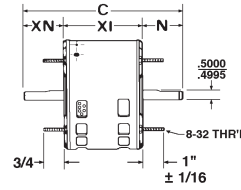


Figure A

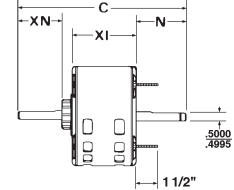


Figure B

### Stud Mount, Without Capacitor and Mounting Kit, Three Speed, Economizer® High Efficiency (Fig. A)

HP	RPM/ Spds.	Voltage	Catalog Number	List	Bearings	Cap MFD	Amps	Shaft N	Shaft XN	Shell XI	Total C	Ship Wt.	Notes	OEM
1/4	1625/3	230	8725	\$262	SAB	6.0	1.6	7.0	7.0	4.1	18.1	12		
1/8	1075/3	115	1186	\$259	SAB	5.0	2.1	6.0	6.0	3.9	15.8	12	H45	
	1075/3	208-230	1187	\$263	SAB	5.0	0.9	6.0	6.0	3.9	15.8	12	H45	
1/3	1625/3	230	8726	\$271	SAB	7.5	1.9	7.0	7.0	4.3	18.3	13		

### Resilient Mounting With Capacitor and Mounting Kit, Two Speed (Fig. B)

HP	RPM/ Spds.	Voltage	Catalog Number	List	Bearings	Cap. MFD	Amps	Shaft N	Shaft XN	Shell XI	Total C	Wt.	Notes	OEM
1/4	1075/2	115	1244	\$200	SAB	5.0	4.4	7.0	7.0	4.4	19.4	16	RB	
	1625/2	115	1242	\$212	SAB	3.0	3.6	7.0	7.0	3.9	18.9	13	RB	
	1625/2	230	1243	\$218	SAB	3.0	1.8	7.0	7.0	3.9	18.9	12	RB	
1/2	1075/2	230	1248	\$149	SAB	5.0	3.8	7.0	7.0	4.9	19.9	19	RB	

### Hub or Stud Mount (Except Where Noted), With Capacitor and Mounting Kit, Three Speed (Fig. B)

HP	RPM/ Spds.	Voltage	Catalog Number	List	Bearings	Cap. MFD	Amps	Shaft N	Shaft XN	Shell XI	Total C	Wt.	Notes	OEM
1/6	1075/3	115	1216	\$195	SAB	5.0	3.0	8.0	8.0	3.6	20.1	12		
	1075/3	115	1240	\$187	SAB	5.0	2.9	7.0	7.0	3.7	18.7	12	RB	
1/5	1075/3	230	1152	\$199	SAB	5.0	1.4	5.1	4.5	3.8	13.4	13		GB
1/3	1625/3	230	1887	\$271	SAB	5.0	2.2	8.0	8.0	4.3	20.8	13		
	1075/3	230	1213	\$201	SAB	5.0	2.5	8.0	8.0	4.3	20.1	18		
	1075/3	230	5108	\$206	SAB	5.0	2.3	4.3	4.6	4.3	14.2	16		WP
	1075/3	230	1247	\$224	SAB	5.0	2.5	7.0	7.0	4.7	19.7	18	RB	
1/2	1075/3	230	1824	\$235	SAB	5.0	4.5	8.0	8.0	5.4	22.0	19		

### Hub or Stud Mount, Without Capacitor and Mounting Kit\*, Three Speed (Fig. B)

HP	RPM/ Spds.	Voltage	Catalog Number	List	Bearings	Cap MFD	Amps	Shaft N	Shaft XN	Shell XI	Total C	Ship Wt.	Notes	OEM
1/8	1075/3	115	8523	\$199	SAB	5.0	2.1	7.0	9.0	3.7	20.1	11		
1/6	1075/3	115	12160	\$124	SAB	5.0	3.0	8.0	8.0	3.6	20.1	11		
	1075/3	230	3133	\$126	SAB	4.0	1.5	8.0	8.0	3.8	20.4	12		
1/4	1075/3	230	3134	\$189	SAB	5.0	1.9	8.0	8.0	4.6	20.1	13		
1/3	1075/3	230	3135	\$145	SAB	5.0	2.5	8.0	8.0	4.6	21.1	14		
1/2	1075/3	230	3136	\$158	SAB	5.0	4.5	8.0	8.0	5.4	22.0	20		

GB = Gibson    WP = Whirlpool    \*To Make Resilient Mount, Order Kit Numbers 27 and 4. See Page 63.

Note H45: Totally Enclosed, Air Over


Note RB: Resilient Mounting

† All marks shown within this document are properties of their respective owners.



# Permanent Split Capacitor Direct Drive Fan & Blower

## 5.6" Diameter, Open, Air Over

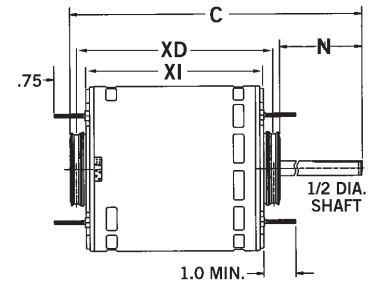


### APPLICATIONS:

Residential and commercial direct drive fans and blowers.

### FEATURES:

- Stud Extensions On Popular Models
- Designed for use with 370V Capacitors
- Class B Insulation
- 24" Leads
- Continuous Duty, Air Over
- Sleeve Bearings Have All Angle Thrust System
- Reversible Rotation
- For Flex Mount, Order Catalog # 44; See Page 63
- Automatic Reset Thermal Overload Protector
- Connection and Capacitor Information Furnished in the Nameplate Data
- 2.5" Dia. Hub Rings Included
- **Discount Symbol: DS-3HAC**



### Hub Ring Mount (2.5") except as noted, Without Capacitor

HP	RPM/Spds.	Voltage	Catalog Number	List	Cap. MFD	Amps	Shaft N	Base XD	Shell XI	Total C	Ship Wt.	Notes	OEM
1/4	1075/3	115	1863	\$112	7.5	3.5	5.0	4.9	4.3	10.4	12		
	1625/3	115	1690	\$214	10.0	2.7	6.0	4.7	4.3	10.4	13		
	1075/3	208-230	1971	\$114	7.5	1.5	5.0	4.9	4.3	10.4	11		
	1075/3	277	600	\$236	4.0	1.6	5.0	5.1	4.6	10.7	14	69	
1/3	1075/3	115	1864	\$115	7.5	5.0	5.0	5.1	4.6	10.7	12		
	1625/3	115	1692	\$220	15.0	3.7	5.0	5.1	4.6	10.7	13		
	1075/3	208-230	1972	\$118	7.5	1.9	5.0	4.9	4.3	10.4	13		
	1075/3	277	601	\$218	4.0	2.2	5.0	5.2	4.7	10.7	14	69	
	1625/3	208-230	1693	\$225	5.0	2.1	5.0	5.1	4.6	10.7	13		
1/3-1/8	825/2	208-230	5469	\$218	7.5	2.4	2.2	—	4.6	6.74	17	72	
1/2	825/2	208-230	8064	\$249	20.0	4.4	2.5	5.6	6.1	9.0	21	69	LE
	1075/3	115	1865	\$139	10.0	6.5	4.0	6.0	5.4	10.4	19		
	1625/3	115	1694	\$235	15.0	5.5	5.0	5.9	5.3	11.4	17	A	
	1075/3	208-230	1973	\$144	10.0	2.9	5.0	5.9	5.3	11.4	19		
	1075/3	277	602	\$299	6.0	3.4	5.0	5.5	4.9	10.9	16	69	
	1625/3	208-230	1695	\$240	7.5	3.0	5.0	5.9	5.3	11.4	17		
1/2-1/6	1075/2	115	5460	\$148	12.5/7.5	7.3	5.0	5.4	4.8	9.8	15	72	
	1075/2	208-230	5461	\$151	10/5	3.6	5.0	5.4	4.8	9.8	15	72	
3/4	1625/3	115	1696	\$250	15.0	8.6	5.0	6.1	5.6	11.7	20		
	1625/3	208-230	1697	\$255	10.0	4.0	5.0	6.1	5.6	11.7	18	A	
	1075/3	115	8904	\$159	15.0	9.5	4.0	6.0	5.4	10.4	19	69	
	1075/3	208-230	8905	\$160	15.0	4.0	4.0	6.0	5.4	10.4	19	69	
	1075/3	277	5847	\$298	15.0	4.1	4.9	6.7	5.6	13.2	19		
	1075/4	115	3340	\$340	7.5	12.1	6.0	4.8	5.3	12.4	18		CA
3/4-1/5	1075/2	115	5470	\$177	20/10	8.1	5.0	6.6	6.1	11.6	22	72	
	1075/2	208-230	5471	\$181	20/10	4.1	5.0	6.6	6.1	11.6	21	72	
1	1075/4	115	6452	\$221	15.0	11.2	5.0		5.8	10.8	18	69, H11	
	1075/3	115	8906	\$298	20.0	12.1	5.0	6.6	6.1	12.2	20	H17	
	1075/3	208-230	8907	\$301	20.0	5.6	5.0	6.6	6.1	12.2	21	H17	
	1625/3	115	1699	\$265	25.0	11.1	6.0	6.4	5.9	12.9	21	H7	

CA = Carrier LE = Lennox

Note 69: No Stud Extension

Note A: Class A Insulation

Note H7: 36" Leads, 2.25" Dia. Hubs With 2.5" Dia. Kit Included.

Note H11: Band Mount

Note H17: Class B Insulation, Studs Shaft Side Only, Ball Bearings


Note 72: Includes 4 Holes In Shell For Rheem Mount

† All marks shown within this document are properties of their respective owners.



# Permanent Split Capacitor Direct Drive Fan & Blower

## 5.6" Diameter, Open, Air Over, High Efficiency

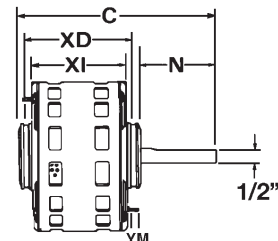


### APPLICATIONS:

Designed to meet manufacturer's requirements for use on direct drive fans & blowers.

### FEATURES:

- Reversible Unless Noted
- Class B Insulation
- Sleeve Bearings Have All Angle Thrust System
- Continuous Duty, Air Over
- Designed For Use With 370V Capacitors
- 36" Line Leads Unless Otherwise Noted
- High Efficiency Economizer® Motors
- Automatic Reset Thermal Overload Protector
- Connection and Capacitor Information Furnished in the Nameplate Data
- When Furnished, the Capacitor and Its Mounting Hardware is Supplied Detached
- 2.5" Dia. Hub Rings Included – See Notes
- **Discount Symbol: DS-3HAC**



### Stud or Hub Ring Mount (2.5"), Single Speed

HP	RPM/ Spds.	Voltage	Catalog Number	List	Bearings	Cap MFD	Amps	Shaft N	Base XD	Shell XI	Total C	Stud YM	Ship Wt.	Notes	OEM
1/3	825	208-230	6873	\$267	Ball	5.0	3.0	4.5	6.4	5.8	11.4	N/A	17	H10	

### Stud or Hub Ring Mount (2.5"), Two Speed

HP	RPM/ Spds.	Voltage	Catalog Number	List	Bearings	Cap MFD	Amps	Shaft N	Base XD	Shell XI	Total C	Stud YM	Ship Wt.	Notes	OEM
1/4	1625/2	460	8944	\$412	Ball	5.0	0.8	6.0	N/A	4.6	10.6	0.8	13		
1/3	1075/2	460	8945	\$472	Ball	5.0	1.3	6.0	5.3	4.8	11.9	0.8	14	64	
3/4	1075/2	460	8947	\$504	Ball	20.0	2.1	6.0	6.1	5.6	12.7	0.8	21	64	

### Stud or Hub Ring Mount (2.5"), Three Speed

HP	RPM/ Spds.	Voltage	Catalog Number	List	Bearings	Cap MFD	Amps	Shaft N	Base XD	Shell XI	Total C	Stud YM	Ship Wt.	Notes	OEM
3/4	1075/3	460	8056	\$403	SAB	20.0	2.3	2.5	5.8	5.3	8.4		19	62	LE
1	1100/3	460	2553	\$401	SAB	25.0	3.3	3.5	-	6.8	10.3	N/A	20	62, H11	YK

### Four Speed

HP	RPM/ Spds.	Voltage	Catalog Number	List	Bearings	Cap MFD	Amps	Shaft N	Base XD	Shell XI	Total C	Stud YM	Ship Wt.	Notes	OEM
1/6	1075/4	115	5825	\$140	SAB	4.0	2.2	6.0	4.6	4.1	11.1	1.5	11	H1	
	1075/4	208-230	5826	\$141	SAB	5.0	1.1	6.0	4.6	4.1	11.1	1.5	11	H1	
1/4	1075/4	115	5830	\$141	SAB	5.0	3.8	6.0	4.9	4.4	11.4	1.5	12	H1	
	1075/4	208-230	5831	\$145	SAB	5.0	1.8	6.0	4.9	4.4	11.4	1.5	12	H1	
1/3	1075/4	115	5835	\$159	SAB	7.5	4.6	6.0	5.4	4.9	11.9	1.5	13	H1	
	1075/4	208-230	5836	\$160	SAB	6.0	2.3	6.0	5.2	4.7	11.7	1.5	13	H1	
1/2	1075/4	115	5840	\$171	SAB	7.5	7.1	6.0	5.8	5.3	12.4	1.5	19	H1	
	1075/4	208-230	5841	\$183	SAB	7.5	3.3	6.0	5.6	5.1	12.2	1.5	19	H1	
3/4	900/4	115	1125	\$289	SAB	10.0	11.9	4.0		6.6	10.6		20	62, H11	IC
	1075/4	115	5845	\$227	SAB	15.0	10.6	6.0	6.2	5.7	12.7	1.5	20	H1	
	1075/4	115	3275	\$246	Ball	40.0	10.0	2.5	5.9	5.4	8.9		17	H2	LE
	1075/4	115	5463	\$272	Ball	15.0	10.6	5.0	-	5.8	10.8		20	62, 72	RH
	1075/4	208-230	5846	\$239	SAB	10.0	5.1	6.0	6.2	5.7	12.7	1.5	20	H1	
1	1100/4	208/230	4670	\$277	SAB	20.0	6.0	5.0		6.3	11.3		20	62, 84, H11	IC

IC = ICP      LE = Lennox      RH = Rheem      YK = York

Note 64: Includes Capacitor Unmounted

Note 62: Not Economizer®

Note 72: Includes 4 Holes In Shell For Rheem Mount

Note 84: Non-Reversible

Note H1: 2.25" Dia. Hub Rings With Kit For 2.5" Included

Note H2: 2.5" Hub Rings

Note H10 50" Line Leads

Note H11 Band Mount

† All marks shown within this document are properties of their respective owners.



# Permanent Split Capacitor & Shaded Pole Flex Mount Direct Drive Fan & Blower 5.0" & 5.6" Diameter, Open, Air Over

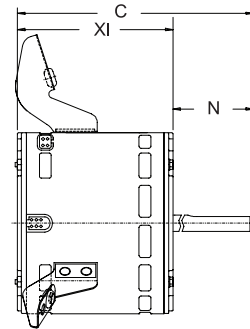


## APPLICATIONS:

Designed to meet manufacturer's requirements for use on direct drive fan & blowers with flexible ear mounts.

## FEATURES:

- Class B Insulation Unless Noted
- 5.0" Diameter Motors CWLE Rotation
- 5.6" Diameter Motors Reversible Rotation
- Sleeve Bearings, All Angle Thrust System
- Continuous Duty, Air Over
- 24" Leads
- Automatic Reset Thermal Overload Protector
- PSC Motors Designed For 370V Capacitors
- **Discount Symbol: DS-3HAC**



## Shaded Pole 5.0" Diameter

HP	RPM/ Spd.	Voltage	Catalog Number	List	Cap MFD	Amps	Shaft N	Shell XI	Total C	Ship Wt.	Notes	OEM
1/5	1050/1	115	2867P	\$113	N/A	3.0	3.8	4.5	8.3	10	H22	MI

## Permanent Split Capacitor 5.6" Diameter

HP	RPM/ Spd.	Voltage	Catalog Number	List	Cap MFD	Amps	Shaft N	Shell XI	Total C	Ship Wt.	Notes	OEM
1/4	1075/3	115	3783	\$205	5.0	3.8	5.0	4.3	9.3	11		
	1075/3	208-230	3784	\$218	5.0	1.7	5.0	4.3	9.3	10	80	
1/3	825/3	230	8052	\$191	15.0	1.9	2.5	4.8	7.3	14		LE
	1000/4	115	9377	\$222	5.0	6.0	5.3	4.6	9.8	13		
	1075/3	115	3785	\$214	7.5	5.0	5.0	4.6	9.6	13		
	1075/3	208-230	3786	\$231	5.0	2.4	5.0	4.3	9.3	12		
1/2	1075/3	115	3787	\$245	10.0	7.5	5.0	5.6	10.7	18		
	1075/3	208-230	3788	\$259	7.5	3.3	5.0	5.3	10.3	17		

LE = Lennox      MI = Miller

Note H22: Flex Mount is Removable


Note 80: Canadian Standard — Connected CCWLE (Reversible)

† All marks shown within this document are properties of their respective owners.





# Shaded Pole & Permanent Split Capacitor Unit Heater Fan 5.0", 5.6" & 6.3" Diameter, Totally Enclosed, Air Over



## APPLICATIONS:

Designed to meet manufacturer's requirements for use on unit heaters.

## FEATURES:

- Continuous Duty, Air Over
- Reversible Motors Are Easily Reversed With Quick Connects
- 2-1/2" Diameter Hub Rings When Furnished
- Automatic Reset Thermal Overload Protector
- Green Ground Lead
- 48 Frame Has 8-32 NF-2A Thread; 56 Frame Has 10-32 NF-2A Thread
- 370V Capacitor Is Furnished
- Leads Are SJO Cord
- Extended Mounting Studs
- Discount Symbol: DS-3HAC

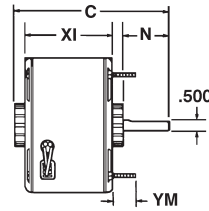


Figure A

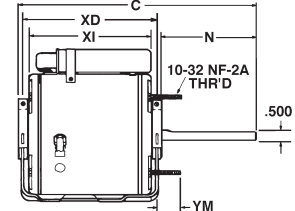


Figure B

## Stud Mount, Single Speed (Fig. A)

HP	RPM/Spd.	Voltage	Catalog Number	List	Diameter (In.)	Cap. MFD	Amps	Shaft N	Base XD	Shell XI	Total C	Stud YM	Ship Wt.	Notes
1/6	1075	115	9034	\$205	5.6	4.0	2.6	2.5	4.9	4.3	7.9	0.8	12	
1/4	1075	115	9035	\$223	5.6	5.0	3.6	2.5	5.8	5.1	8.7	0.8	15	
1/3	1075	115	9036	\$227	5.6	4.0	5.1	2.5	5.8	5.1	8.7	0.8	15	

## Stud Mount, Two Speed (Fig. A)

HP	RPM/Spd.	Voltage	Catalog Number	List	Diameter (In.)	Cap. MFD	Amps	Shaft N	Base XD	Shell XI	Total C	Stud YM	Ship Wt.	Notes
1/6	1075/2	115	4856	\$259	5.6	4.0	2.4	5.0	4.6	4.3	10.4	2.5	12	64
1/3	1075/2	115	1052	\$246	5.6	4.0	4.6	5.0	5.4	4.9	10.9	2.5	14	64

## Resilient Base (Fig. B)

HP	RPM/Spd.	Voltage	Catalog Number	List	Diameter (In.)	Cap. MFD	Amps	Shaft N	Base XD	Shell XI	Total C	Stud YM	Ship Wt.	Notes
1/3	1075	230	1048	\$242	5.6	10.0	1.8	2.8	5.9	4.9	8.7	--	17	H14
1/2	1075/2	230	1810	\$404	6.3	10.0	2.5	4.9	7.5	6.3	12.8	2.5	26	
3/4	1075/2	230	1811	\$409	6.3	12.5	3.7	4.9	8.5	7.3	13.8	2.5	34	

Note 64: Capacitor shipped detached


Note H14: Capacitor mounted OSE, 3/8" shaft

† All marks shown within this document are properties of their respective owners.



# Split Phase Belted Fan & Blower

## NEMA® 48 Frame, Single & Two Speed

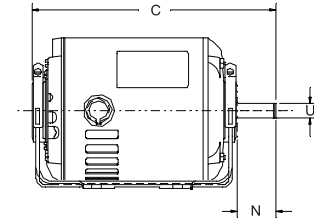


### APPLICATIONS:

Designed to meet manufacturer's requirements for belted fans and blowers.

### FEATURES:

- Resilient Base
- Class B Insulation Unless Otherwise Noted
- With Threaded Conduit Hole
- Reversible Rotation
- Automatic Reset Thermal Overload Protector
- Discount Symbol: DS-3HAC



### Single Speed, Open Drip-Proof

HP	RPM	Voltage	Catalog Number	List	Bearings	NEMA Frame	Amps	Shaft N	Shaft U	Protector	Total C	SF	Ship Wt.	Notes
1/3	1725	115/208-230	8438	\$301	Ball	48	6.8/3.1-3.4	2.0	.625	Auto	10.2	1.35	17	
1/4	1725	115	8000	\$127	Ball	48	5.3	1.5	.500	Auto	8.9	1.35	13	77, 79
	1725	115	840CV	\$128	Ball	48	4.8	1.6	.500	Auto	9.4	1.35	16	80, 82
	1725	115	2889	\$251	Ball	48	4.4	1.5	.500	Auto	9.9	1.35	21	83, A
	1725	115/208-230	PD6002	\$151	Ball	48	5.2/2.5-2.6	2.25	.500	Auto	10.2	1.35	17	80
	1725	115	8505	\$192	Ball	48	5.0	1.5	.500	Auto	10.7	1.00	17	
1/3	1725	115/208-230	3618	\$136	Ball	48Z	5.2/2.5-2.6	1.875	.500	Auto	9.3	1.35	14	
	1725	115	8100	\$132	Ball	48	6.7	1.5	.500	Auto	9.4	1.35	15	77, 79
	1725	115	841CV	\$133	Ball	48	6.4	1.6	.500	Auto	9.9	1.35	18	80, 82
	1725	115	2888	\$269	Ball	48	5.4	1.5	.500	Auto	9.9	1.35	18	83, A
	1725	115/208-230	PD6004	\$178	Ball	48	6.6/3.1-3.3	2.25	.500	Auto	10.7	1.35	19	80
1/2	1725	115	8200	\$158	Ball	48	8.7	1.5	.500	Auto	10.0	1.25	18	77, 79
	1725	115	1542C	\$168	Ball	48	7.8	1.6	.500	Auto	9.9	1.25	21	80
	1725	115	2887	\$305	Ball	48	7.8	1.5	.500	Auto	9.9	1.25	21	83, A
	1725	115/208-230	PD6006	\$219	Ball	48	8.6/4.2-4.3	1.9	.500	Auto	10.7	1.25	20	98, 80
	1725	115/208-230	3627	\$219	Ball	48	8.6/4.2-4.3	1.9	.500	Auto	10.3	1.25	20	H32
1725	115/230	2695	\$323	Ball	48	7.8/3.9	1.5	.500	Auto	10.4	1.25	20		

### Two Speed, Open Drip-Proof

HP	RPM	Voltage	Catalog Number	List	Bearings	NEMA Frame	Amps	Shaft N	Shaft U	Protector	Total C	SF	Ship Wt.	Notes
1/3-1/6	1725/1140	115	1786	\$389	Ball	48	5.8	1.5	.500	Auto	10.4	1.35	22	A
	1725/1140	230	1789	\$404	Ball	48	2.9	1.6	.500	Auto	10.4	1.35	22	A

Note 77: With Shaft Adapter For 5/8" Shaft.

Note 79: Combination Mounting Holes For NEMA® 48 & 56 Frame Dimensions

Note 80: Canadian Standard — Connected CCWLE (Reversible)

Note 82: Open, Ventilated

Note 83: Enclosed Shell, Ventilation Through End Shields By Internal Fan

Note 98: 50/60 Hz

Note A: Class A Insulation


Note H32: Keyed Shaft

† All marks shown within this document are properties of their respective owners.



# Split Phase Belted Fan & Blower

## Open Drip-Proof, NEMA<sup>®†</sup> 56 Frame, Single & Two Speed

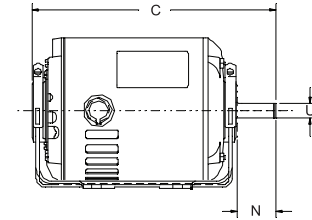


### APPLICATIONS:

Designed to meet manufacturer's requirements for belted fans and blowers.

### FEATURES:

- Resilient Base
- Class B Insulation Unless Otherwise Noted
- With Threaded Conduit Hole
- Reversible Rotation
- Automatic Reset Thermal Overload Protector
- Discount Symbol: DS-3HAC



### Single Speed, NEMA<sup>®†</sup> 56 Frame

HP	RPM	Voltage	Catalog Number	List	Bearings	NEMA Frame	Amps	Shaft N	Shaft U	Protector	Total C	SF	Ship Wt.	Notes
1/3	1725	115	4253	\$280	SAB	56Z	5.8	1.5	.500	Auto	8.9	1.35	18	77, A
	1725	115	2766	\$344	SAB	56	5.7	1.9	.625	Auto	10.3	1.35	19	A
1/2	1725	115/230	4114	\$368	SAB	56	8.0/4.0	1.9	.625	Auto	9.8	1.25	22	
3/4	1725	115/230	4115	\$387	SAB	56	11.2/5.6	1.9	.625	Auto	9.8	1.25	24	

### Two Speed, NEMA<sup>®†</sup> 56 Frame

HP	RPM	Voltage	Catalog Number	List	Bearings	NEMA Frame	Amps	Shaft N	Shaft U	Protector	Total C	SF	Ship Wt.	Notes
1/4	1725/1140	115	5792C	\$289	SAB	56Z	5.1	1.5	.500	Auto	9.9	1.00	18	81
1/3	1725/1140	115	5793C	\$309	SAB	56Z	6.4	1.5	.500	Auto	10.4	1.00	19	81
	1725/1140	115	6470	\$292	Ball	56Z	6.9	1.6	.500	Auto	8.9	1.00	20	23
1/2	1725/1140	115	5794C	\$400	SAB	56Z	8.7	1.5	.500	Auto	10.4	1.00	25	81
	1725/1140	115	4293	\$412	SAB	56	9.2	1.9	.625	Auto	10.8	1.25	26	A
	1725/1140	230	4293H	\$407	SAB	56	4.6	1.9	.625	Auto	10.8	1.25	26	A
3/4	1725/1140	115	1832	\$481	SAB	56	11.4	1.9	.625	Auto	11.3	1.00	23	
	1725/1140	115	5795C	\$482	SAB	56	11.5	1.9	.625	Auto	11.3	1.00	23	81

Note 23: Manual Reset Thermal Overload Protector

Note 77: With Shaft Adapter For 5/8" Shaft


Note 81: Canadian Standard — May Be Used With Single Pole Single Throw Switch, Not Stocked For US Distribution

Note A: Class A Insulation

† All marks shown within this document are properties of their respective owners.



# Split Phase Belted Fan & Blower Open Drip-Proof

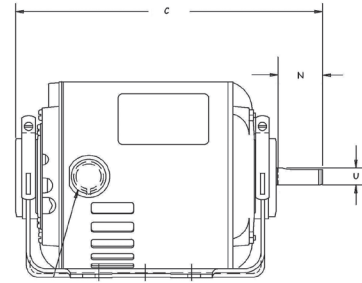


## APPLICATIONS:

Designed to meet manufacturer's requirements for belted fans and blowers.

## FEATURES:

- 48 Frame Diameter Motor On NEMA 56 Base
- Includes Shaft Adapter For Conversion To 5/8" Shaft
- 3-1/2" Shaft Height
- Reversible Rotation
- **Discount Symbol: DS-3HAC**



## Single Speed, 48/56 Frame


HP	RPM	Voltage	Catalog Number	List	Bearings	NEMA Frame	Amps	Shaft N	Shaft U	Protector	Total C	SF	Ship Wt.	Notes
1/3	1725	115/208-230	3622	\$173	Ball	48	6.6/3.1-3.3	1.5	0.5	Auto	9.9	1.35	18	78
1/2	1725	115/208-230	3625	\$214	Ball	48	8.6/4.2-4.3	1.5	0.5	Auto	9.9	1.25	20	78

Note 78: Class B Insulation

† All marks shown within this document are properties of their respective owners.



# Capacitor Start Belted Fan & Blower Open Drip-Proof, Resilient Base

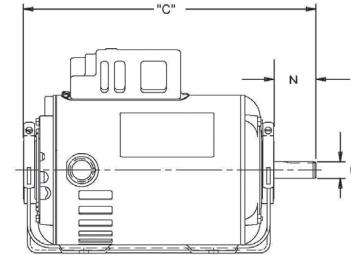


## APPLICATIONS:

Designed to meet manufacturer's requirements for belted fans and blowers.

## FEATURES:

- 40°C Ambient
- Class A Insulation
- Reversible Rotation
- Suitable For All Angle Operation (Within Blower Housing)
- Automatic Reset Thermal Overload Protector (unless noted)
- Threaded Conduit Hole, Except 299
- **Discount Symbol: DS-3HAC**



HP	RPM	Voltage	Catalog Number	List	Bearings	NEMA Frame	Amps	Shaft N	Shaft U	Protector	Total C	SF	Ship Wt.	Notes
1/3	1725	115/208-230	180	\$251	SAB	48	6.0/3.0	1.5	.500	Auto	9.9	1.35	20	
	3450	115/208-230	298	\$299	SAB	48	8.6/4.3	1.5	.500	Auto	9.9	1.25	16	
	1725	115/208-230	1790	\$317	SAB	56	7.4/3.7	1.9	.625	Auto	9.3	1.25	22	
3/4	3450	115/208-230	430	\$316	SAB	48	9.2/4.6	1.5	.500	Auto	10.4	1.25	22	
	1725	115/208-230	1893	\$389	Ball	56	11.4/5.7	1.9	.625	Auto	10.8	1.25	27	
1	3450	115/208-230	431	\$344	SAB	48Z	11.6/5.8	1.9	.625	Auto	11.3	1.25	22	
	1725	115/230	3187C	\$417	SAB	56	14.0/7.0	1.9	.625	Auto	11.8	1.25	29	80
	1725	115/208-230	1769	\$476	Ball	56	14.0/7.0	1.9	.625	Auto	11.8	1.25	30	
1-1/2	3450	115/230	299	\$464	Ball	56	17.0/8.5	1.9	.625	Auto	11.9	1.15	32	
	1725	115/208-230	4242	\$514	Ball	56	22.4/11.2	1.9	.625	Auto	12.8	1.15	35	


Note 80: Canadian Standard — Connected CCWLE (Reversible)

† All marks shown within this document are properties of their respective owners.



# Split Phase Evaporative Cooler

## 6.3" Diameter, Open Drip-Proof

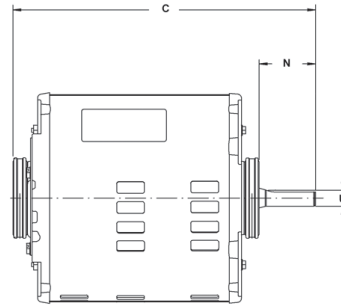


### APPLICATIONS:

Designed to meet manufacturer's requirements for evaporative cooling units.

### FEATURES:

- Ball Bearings
- Class F Insulation
- CW Rotation Shaft End
- Zinc-Phosphate Stator Studs And Nuts
- Corrosion Resistant Rotor Core And Actuator Assembly
- Industry Standard Hub To Hub Dimension
- Automatic Reset Thermal Overload Protector
- **Discount Symbol: DS-3HAC**



NOTE: For Hub Mounting, Order Kit Number 51 and 52. See Pages 62-63.

### Single Speed

HP	RPM	Voltage	Catalog Number	List	Bearings	NEMA Frame	Amps	Shaft N	Shaft U	Protector	Total C	SF	Ship Wt.	Notes
1/3	1725	115	6764	\$164	Ball	56Z	6.6	1.6	.500	Auto	9.4	1	14	
1/2	1725	115	7095	\$180	Ball	56Z	7.9	1.6	.500	Auto	9.4	1	17	89
	1725	115	6768	\$155	Ball	56Z	8.2	1.6	.500	Auto	9.4	1	15	
	1725	230	6766	\$200	Ball	56Z	4.8	1.6	.500	Auto	9.4	1	19	
3/4	1725	115	7096	\$201	Ball	56Z	11.0	1.6	.500	Auto	9.4	1	19	89
	1725	115	6769	\$185	Ball	56Z	10.5	1.6	.500	Auto	9.4	1	18	
	1725	230	6771	\$241	Ball	56Z	5.4	1.6	.500	Auto	9.4	1	20	
1	1725	115/230	5149	\$367	Ball	56	15.1/7.5	1.9	.625	Auto	11.8	1	27	35, 60, 89, H39

### Two Speed

HP	RPM	Voltage	Catalog Number	List	Bearings	NEMA Frame	Amps	Shaft N	Shaft U	Protector	Total C	SF	Ship Wt.	Notes
1/3	1725/1140	115	7097	\$192	Ball	56Z	6.4	1.6	.500	Auto	9.4	1	17	89
	1725/1140	115	6767	\$160	Ball	56Z	6.4	1.6	.500	Auto	9.4	1	17	
1/2	1725/1140	115	7098	\$200	Ball	56Z	8.2	1.6	.500	Auto	9.4	1	19	89
	1725/1140	115	6765	\$167	Ball	56Z	8.2	1.6	.500	Auto	9.4	1	16	
	1725/1140	230	6795	\$209	Ball	56Z	4.5	1.6	.500	Auto	9.4	1	19	
3/4	1725/1140	115	7099	\$231	Ball	56Z	10.9	1.6	.500	Auto	9.4	1	19	89
	1725/1140	115	6770	\$231	Ball	56Z	10.9	1.6	.500	Auto	9.4	1	19	
	1725/1140	230	6796	\$268	Ball	56Z	5.5	1.6	.500	Auto	9.4	1	19	
1	1725/1140	115	2574	\$360	Ball	56Z	13.6	1.9	.625	Auto	11.8	1	35	35, 60, 89, H39
	1725/1140	230	2423	\$359	Ball	56Z	7.2	1.9	.625	Auto	11.8	1	34	35, 60, 89, H39

Note 35: Includes resilient base

Note 60: Capacitor start

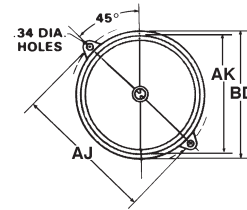

Note 89: All copper wound

Note H39: Reversible rotation by easy reconnection

† All marks shown within this document are properties of their respective owners.



# Split Phase and Capacitor Start Oil Burner Totally Enclosed When Mounted



## APPLICATIONS:

Designed to meet manufacturer's requirements for oil burners.

## FEATURES:

- 40°C Ambient
- 20" Leads, Located At 3 O'clock Viewed From End Opposite Shaft
- 1.0 Service Factor
- Reversible Rotation, Except As Noted
- Manual Reset Thermal Overload Protector
- Class A Insulation
- 56N Frame Has 2 Holes And Screws For Mounting Outlet Box
- 56N Flange Is Enclosed, 48M And 48N Flange Are Ventilated
- Sleeve Bearings Have All Angle Thrust System
- **Discount Symbol: DS-3HAC**

NEMA Frame	Bolt Circle AJ	Flange Dia. AK	Outside Dia. BD
48M	6.75"	5.500"	6.25" max
48N, 56N	7.25"	6.275"	7.00" max

## OEM Direct Replacements: Beckett<sup>®†</sup>, Carlin<sup>®†</sup>, Ducane<sup>®†</sup>, Wayne Home<sup>®†</sup>, (CWLE)

HP	RPM	Voltage	Catalog Number	List	Bearings	NEMA Frame	Amps	Shaft N	Shaft U	Protector	Total C	Ship Wt.	Notes
1/7	3450	115	3274	\$119	Ball	48M	1.7	2.0	.500	Auto	6.7	10	84, 86, H46
	3450	115	5866	\$112	Ball	48M	2.3	2.0	.500	Man	7.2	11	84

## Flange Mounted, Totally Enclosed, Non-Ventilated When Mounted, Without Base

HP	RPM	Voltage	Catalog Number	List	Bearings	NEMA Frame	Amps	Shaft N	Shaft U	Protector	Total C	Ship Wt.	Notes
1/8	3450	115	2097	\$124	Ball	48N	2.4	2.0	.500	Man	7.1	11	
	1725	115	3196	\$133	Ball	48N	2.4	2.0	.500	Man	7.6	14	85
1/7	3450	115	3083	\$118	Ball	48M	2.6	2.0	.500	Man	7.3	11	
1/6	1725	115	3252	\$145	Ball	48N	3.1	2.0	.500	Man	7.6	15	
1/4	3450	115	2302	\$162	Ball	48N	3.7	2.0	.500	Man	8.3	15	
1/3	3450	115	2319	\$190	Ball	48N	4.8	2.0	.500	Man	10.5	18	78
	1725	115	3580	\$328	Ball	56N	4.8	2.3	.500	Man	10.5	25	77

Note 77: 5/8" Shaft Adapter And Key Packed With Motor  
 Note 78: Class B Insulation System  
 Note 84: Non-Reversible

Note 85: Removable Face Plate  
 Note 86: PSC Motor, Capacitor Included  
 Note H46: 3.7" Body

† All marks shown within this document are properties of their respective owners.



HVACR RESCUE  
 HVACR OEM  
 HVACR  
 HVACR KITS  
 GENERAL PURPOSE SINGLE PHASE  
 AGRICULTURE  
 GENERAL PURPOSE OPEN DRIP-PROOF  
 GENERAL PURPOSE UNIMOUNT  
 GENERAL PURPOSE HOSTILE DUTY  
 DEFINITE PURPOSE INVERTER DUTY  
 VARIABLE FREQUENCY DRIVES  
 COOLING TOWER DUTY

# Shaded Pole & Permanent Split Capacitor Ventilation Direct Drive Blower 5.0" & 5.6" Diameter, Open, Air Over

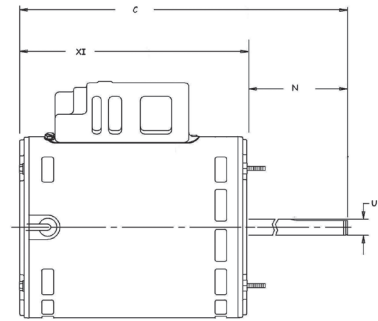


## APPLICATIONS:

Designed to meet manufacturer's requirements for direct drive ventilation units.

## FEATURES:

- Capacitor Included And Mounted On PSC Models
- Automatic Reset Thermal Overload Protector
- Continuous Duty
- Ball Bearings Unless Noted
- 40°C Ambient Rated
- 1.0 Service Factor
- **Discount Symbol: DS-3HAC**



HP	RPM/ Spd.	Voltage	Catalog Number	List	Amps	NEMA Frame	Motor Type	Shaft N	Shaft U	Rotation Lead End	Length XI	Total C	Ship Wt.	Notes
1/12	850	115	4740	\$143	1.7	48YZ	PSC	3.25	1/2	CW	5.81	9.06	10	
1/6	1650	115	4742	\$122	2.7	42YZ	PSC	3.25	1/2	CW	5.81	9.06	10	
	1100	115	1146	\$170	2.2	48YZ	PSC	3.00	1/2	CCW Rev.	3.81	7.36	10	
1/3	1650	115	4745	\$167	4.0	48YZ	PSC	3.25	1/2	CW	6.06	9.31	14	
	1100	115	4746	\$176	4.4	48YZ	PSC	3.25	5/8	CW	5.81	9.06	17	
	1075	115	1145	\$185	4.9	48YZ	PSC	3.00	1/2	CCW Rev.	4.81	7.81	15	
1/2	1100	115/230	4749	\$218	6.2/3.1	48YZ	PSC	3.30	5/8	CW	6.60	9.90	20	
	1650	115/230	4748	\$209	8.0/4.0	48YZ	PSC	3.25	5/8	CW	6.31	9.56	18	
3/4	1100	115/230	4750	\$235	10.0/5.0	48YZ	PSC	3.25	5/8	CW	6.56	9.81	24	

† All marks shown within this document are properties of their respective owners.





# Permanent Split Capacitor Ventilation Direct Drive Blower 5.6" & 6.3" Diameter, Totally Enclosed, Air Over (TEAO)

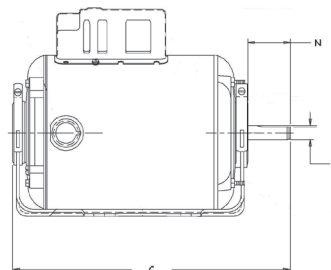


## APPLICATIONS:

Design to meet manufacturer's requirements for direct drive ventilation units requiring a totally enclosed motor.

## FEATURES:

- Continuous Duty
- 1/2" Dia. x 2 1/2" Shaft
- Reversible Rotation
- Studs For Mounting Fan Guard
- Terminal Board With Side Conduit Plug
- Automatic Thermal Protection
- Includes Capacitor Mounted With Cover
- **Discount Symbol: DS-3HAC**



HP	RPM/Spd.	Voltage	Catalog Number	List	NEMA Frame	Amps	Eff.	SF	Bearings	Insul. Class	Total C	Ship Wt.	Notes	OEM
1/4	1020	115	4153	\$224	48Y	4.5	Std	1.0	SAB	B	10.0	8.5		MQ
	1075/2	115	4812	\$227	48Z	3.3	Std	1.0	SAB	A	9.9	18		
	1075	115	4814	\$219	48Z	3.4	High	1.0	Ball	B	9.9	15		
	1725	115	6326	\$246	56Z	5.0	Std	1.0	Ball	A	9.8	18	94	
1/3	1075	115	4815	\$208	48Z	4.6	High	1.0	SAB	A	10.5	18		
	1725	115	8511	\$209	48Z	5.2	Std	1.0	Ball	B	10.2	15	94	
	1725	115	6328	\$301	56Z	5.4	Std	1.0	Ball	A	9.8	21	94	
1/2	1075	115	4816	\$230	48Z	7.0	High	1.0	SAB	B	10.9	2		
	1725	115	6330	\$318	56Z	7.4	Std	1.0	Ball	A	10.3	23	94	
	1700	115/230	1850	\$295	48Z	5.0/2.5	High	1.0	Ball	B	10.9	25		

MQ = McQuay


Note 94: Split Phase

† All marks shown within this document are properties of their respective owners.



# Split Phase Ventilation Direct Drive Blower

## 5.6" or 6.3" Diameter, Open Drip-Proof, Air Over

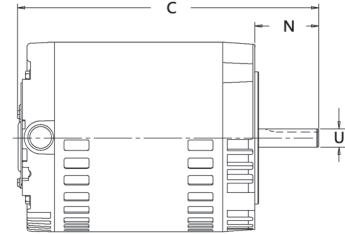


### APPLICATIONS:

Design to meet manufacturer's requirements for direct drive ventilation units with a C-Face mount.

### FEATURES:

- Continuous Duty
- Reversible Rotation
- Class B Insulation
- Threaded Conduit Hole
- Internal Conduit Box Opposite Shaft End
- Keyway On Shaft
- 6.3" Diameter Unless Noted
- **Discount Symbol: DS-3HAC**



### Single Speed

HP	RPM	Voltage	Catalog Number	List	NEMA Frame	SF	Bearings	Amps	Protector	Shaft U	Shaft N	Total C	Ship Wt.	Notes
1/3	850	115	1208	\$767	56CZ	1.35	Ball	9.0	Auto	.625	2.3	12.7	40	

### Two Speed

HP	RPM	Voltage	Catalog Number	List	NEMA Frame	SF	Bearings	Amps	Protector	Shaft U	Shaft N	Total C	Ship Wt.	Notes
1/4-1/12	1725/1140	115	1236	\$408	56CZ	1.35	Ball	4.6/2.4	Auto	.625	2.3	10.9	17	H8
1/3-1/9	1725/1140	115	1847	\$443	56CZ	1.00	Ball	5.8/4.1	Auto	.625	2.4	10.9	20	H8
1/2-1/6	1725/1140	115	1237	\$634	56CZ	1.25	Ball	8.2/4.1	Auto	.625	2.3	11.0	22	

Note H8: 5.6" Diameter

† All marks shown within this document are properties of their respective owners.



# Ventilation Circulator Motor Yoke Mount Fan Motors



## APPLICATIONS:

Designed to meet manufacturer's requirements for air circulators where motor is mounted directly to fan column.

## FEATURES:

- Continuous Duty
- PSC Models Include Capacitor Mounted With Cover
- Clockwise Drive End Rotation
- Automatic Reset Thermal Overload Protection
- Studs For Mounting Fan Guard
- 1.0 Service Factor Except Where Noted
- Terminal Board With Side Conduit Plug Unless Noted
- **Discount Symbol: DS-3HAC**

## Yoke Mount, Welded Tab Fan Motors

HP	RPM/Spd.	Voltage	Frame	Catalog Number	List	Discount Symbol	Amps	Motor Type	Bearings	Enclosure	Ship Wt.	Notes
1/4	1100/2	115	48YZ	1932	\$214	DS-3FMP	2.0	PSC	SAB	TEAO	13	H27, LA
	1100/2	115	48YZ	1933	\$405	DS-3FMP	5.7	PSC	Ball	OAO	19	H27
	1100/2	115	48Y	1917	\$415	DS-3FMP	4.2	PSC	Ball	TEAO	15	
	1100/2	115	48Y	1931	\$384	DS-3FMP	3.0	PSC	SAB	TEAO	13	H27
1/3	1075/2	115	48Y	1935	\$218	DS-3FMP	5.3	PSC	SAB	TEAO	20	
	1800/1	115	48YZ	1928	\$360	DS-3FMP	5.0	Split Phase	Ball	TEAO	18	
1/2	900/1	115	48YZ	1940	\$344	DS-3FMP	6.4	PSC	Ball	TEAO	25	H27
	1200/2	115	48Y	1838	\$456	DS-3FMP	5.8	PSC	Ball	TEAO	23	H27
	1200/2	115	48Y	1842	\$446	DS-3FMP	7.2	PSC	SAB	TEAO	21	LA
	1200/2	115	48Y	1924	\$489	DS-3FMP	7.2	PSC	Ball	TEAO	23	
	1200/2	115	48Y	1937	\$463	DS-3FMP	7.2	PSC	Ball	TEAO	18	H27

LA = Larkin

# Painted Washdown Yoke Mount Fan Motors



## FEATURES:

- Class F Insulation
- USDA Approved Non-Toxic White Epoxy Paint
- V-Ring Rotating Lip Seal on Shaft End
- Automatic Reset Thermal Overload Protection
- Gasketed Conduit Box with NPT Lead Holes
- F1 Assembly Position
- Internal Corrosion Protection on Rotor, Stator, Winding & Frame
- Stationary Grease Seal on Shaft End
- **Discount Symbol: DS-3HAC**

## Washdown Fan Motors

HP	RPM/Spd.	Voltage	Frame	Catalog Number	List	Discount Symbol	Amps	Motor Type	Bearings	Enclosure	Ship Wt.	Notes
1/4	1700	115/230	56YZ	WD14AA2PZ7	\$426	DS-3FMP	3.2/1.6	PSC	Ball	TEAO	19	
1/3	1700	115/230	56YZ	WD13AA2PZ7	\$448	DS-3FMP	4.4/2.2	PSC	Ball	TEAO	27	
1/2	1700	115/230	56YZ	WD12AA2PZ7	\$481	DS-3FMP	5.6/2.8	PSC	Ball	TEAO	30	

Note H27: Includes Cord & Pull Chain

Note LA: Limited Availability










† All marks shown within this document are properties of their respective owners.



## Accessories

Provide maximum flexibility in applying standard replacement motors to various applications

Discount Symbol: DS-3HAC

Kit Number	Description	Quantity Per Kit	List	Item
1	Shaft Conversion Set. Each set includes 1 shaft adapter and 1 key (converts 1/2" shaft to 5/8" key)	10 sets	\$11.00	
9	Steel Banded Hub ring set — 2 1/4" diameter (2 per set)	1 set	\$5.00	
10	Steel Banded Hub ring set — 2 1/2" diameter (2 per set)	1 set	\$5.00	
15	Rubber Hub Ring — 2 1/2" diameter (2 per set)	1 set	\$5.00	
52	Base clamp mounting hardware—2 1/2" diameter. Each set includes all hardware necessary to mount base to one motor.	6 sets	\$20.00	
13	Belly Band Mount adjustable ear mount for 5.0" and 5.6" diameter motor (expanding ring type)	1 mount	\$16.00	
25	Belly Band Mount adjustable ear mount for 5.6" diameter motor (double wire type)	1 mount	\$20.00	
55	One kit equals 1 carton of 144 studs and 288 nuts. For resale convenience we have packaged 12 studs and 24 nuts in a plastic bag, twelve bags to each carton. Price is for complete carton. 8-1/2" long 8x32 thread stator studs and nuts	12 bags, with 12 studs and 24 nuts in each bag	\$25.00	
16	Direct drive blower mounting ring set—double wire type Each set includes motor support ring—3 rubber mounting bushings with sleeves and mounting screws For 5.0" diameter motor — 9-9/32" blower mount dia.	1 set	\$21.00	
17	For 5.6" diameter motor — 10" blower mount dia.	1 set	\$21.00	
21	Shaft grounding ring for 5/8" shaft, 56 Frame VariTough motors plus new bearing cap and rain shield to install after the grounding ring is put in place.	1 set	\$94.00	




† All marks shown within this document are properties of their respective owners.



## Accessories

Provide maximum flexibility in applying standard replacement motors to various applications

Discount Symbol: DS-3HAC

Kit Number	Description	Quantity Per Kit	List	Item
43	Direct drive belly band blower mounting ring set – E Band – torsion type. Each set includes motor support ring with welded ears. Mounting ears have dual mounting holes to fit either blower mount diameter. For 5.0" diameter motor — 9" or 10" blower mount dia.	1 mount	\$12.00	
44	For 5.6" diameter motor — 9" or 10" blower mount dia.	1 mount	\$14.00	
27	Hub length adapter set. Each set includes two 2-1/4" resilient mounting rings and four metal outer rings to convert to 2-1/2" rings. (Fits 5.0" and 5-5/8" diameter motors.) Also includes 10-32 studs for adaptation to 21 frame and 8-32 screws for extended studs for 5.0" and 5.6" frame.	1 set	\$18.00	
26	Drip shield for condenser fan motors — 6 3/8" dia. with 1/2" diameter shaft hole for NEMA 42, 48 or 56Z frame motors	1 shield	\$10.00	
28	Drip shield for condenser fan motors — 6 3/8" dia. with 5/8" diameter shaft hole for NEMA 42, 48 or 56Z frame motors	1 shield	\$10.00	

## Resilient Base Cradle Kits for PSC & Shaded Pole Motors

Refer to XD dimension on catalog pages to determine base length required. Each kit includes one cradle base, 2 base clamp assemblies and 2 hub rings, unless otherwise noted.




Kit Number	Shaft Height	Hub to Hub (XD) Length	Hub Ring Diameter	List
46	2-5/8	4-1/4	2-1/4	\$14
35	2-5/8	4-1/4	2-1/2	\$14
3	3	4-1/8	2-1/2	\$14
30	3	4-3/8	2-1/2	\$14
7	3	4-5/8	2-1/2	\$14
4	3	4-7/8	2-1/2	\$14
19	3	5-1/8	2-1/2	\$10
32	3	5-3/8	2-1/2	\$14
38	3	6-1/2	2-1/2	\$14

Kit Number	Shaft Height	Hub to Hub (XD) Length	Hub Ring Diameter	List
5	3-1/2	4-1/8	2-1/2	\$14
31	3-1/2	4-3/8	2-1/2	\$14
6	3-1/2	4-7/8	2-1/2	\$14
20	3-1/2	5-1/8	2-1/2	\$10
34	3-1/2	5-3/8	2-1/2	\$14
37	3-1/2	6-1/2	2-1/2	\$14
12	3-1/2	7	2-1/2	\$11
51	3-1/2	7-1/2	2-1/2	\$12

† All marks shown within this document are properties of their respective owners.



# RESCUE EcoTech® Motors



## RESCUE EcoTech® Blower & Fan Motors

RESCUE EcoTech® motors drop into existing permanent split capacitor blower applications without complex wiring modifications or time-consuming changes to the system controls.

Utilizing our exclusive speed-sensing technology, RESCUE EcoTech® motors can boost your energy efficiency, and help cut your utility costs.

- **Up to 82% Efficient** – 25% increase in peak efficiency compared to PSC blower motors
- **Exclusive Speed-Sensing Technology** – Connects just like a traditional PSC motor
- **Fits a Wide Variety of Applications** – Works in both air handlers and furnaces. Accepts several mounting methods including flex mounts
- **Wide Speed Range** – Now multi-horsepower and dual voltage
- **Active Airflow Management** – Advanced electronic control enables RESCUE EcoTech® to react to system changes, maintaining airflow as static pressures change



For more information about this product, see page 2.

For more information about the U.S. MOTORS® brand, visit [www.usmotors.com](http://www.usmotors.com)

† All marks shown within this document are properties of their respective owners.



# General Purpose Single Phase



For commercial and industrial applications such as pumps, fans, blowers, conveyors and tools.

**Horsepower:** 1/12 – 10 HP

**RPM:** 3600, 1800, 1200, 900 RPM  
(Some Two Speed Ratings Available)

**Voltage:** Operable on 115, 208  
or 230 Volts, 60 Hz

**Construction:** Rolled Steel Frame


**Bearings:** Ball or Sleeve Bearings

**Ambient:** 40°C Rated

**Thermal Overload:**

- Automatic Reset Thermal Overload Protector
- Manual Reset Thermal Overload Protector
- Non-Protected

**Agency:** UL<sup>®†</sup> Recognized and  
CSA<sup>®†</sup> Certified




GENERAL PURPOSE SINGLE PHASE


## Extensive Line of General Purpose Single Phase Motors



Open Drip-Proof  
Split Phase




Totally Enclosed, Fan Cooled  
Split Phase



Totally Enclosed, Fan Cooled  
Capacitor Start

† All marks shown within this document are properties of their respective owners.

# General Purpose Single Phase Open Drip-Proof (ODP), Split Phase



## APPLICATIONS:

For commercial and industrial ventilation systems.

## FEATURES:

- 40°C Ambient
- 60 Hz
- Reversible Rotation
- Continuous Duty
- Class A or B Insulation
- Ball Bearing

## Single Speed, Resilient Base

HP	RPM	Voltage	Frame	Catalog Number	List	Discount Symbol	SF	Shaft Dim.	Total Length	Ship Wt.	Full Load Amps	Notes
1/6	1200	115	48Z	D16B3N4Z9	\$274	DS-3FMP	1.35	1/2" x 1.875"	10.4	17	4	20, 25
1/4	1800	115	48	D14B2N49	\$143	DS-3FMP	1.35	1/2" x 1.5"	8.4	14	5.1	25
	1800	115	56Z	D14B2NZA9	\$172	DS-3FMP	1.00	1/2" x 1.5"	9.4	15	5.4	20, 25
	1200	115	56	D14B3N9	\$326	DS-3FMP	1.35	1/2" x 1.5"	9.7	25	5.4	21, 25
	1200	208-230	56	7998	\$379	DS-3FMP	1.35	1/2" x 1.5"	14.0	25	2.9	24
1/3	1800	115	48	D13B2N4A9	\$152	DS-3FMP	1.00	1/2" x 1.5"	9.4	15	6.8	25
	1800	115	48Z	D13B2N4Z9	\$207	DS-3FMP	1.35	1/2" x 1.875"	9.3	16	6.5	20, 25
	1800	115	56Z	D13B2NZA9	\$172	DS-3FMP	1.00	1/2" x 1.875"	9.8	15	6	25
	1800	230	48	D13B2K4A9	\$167	DS-3FMP	1.00	1/2" x 1.5"	9.4	15	3	25
	1200	115/230	56	D13B3P9	\$379	DS-3FMP	1.35	1/2" x 1.5"	9.8	25	7.5/3.8	21, 25
1/2	1800	115	48	D12B2N49	\$269	DS-3FMP	1.00	1/2" x 1.5"	9.4	18	8.8	25
	1800	115	56	D12B2NA9	\$241	DS-3FMP	1.00	1/2" x 1.5"	9.7	21	8.6	25
	1800	115	56Z	D12B2NZA9	\$222	DS-3FMP	1.00	1/2" x 1.875"	9.1	18	8.1	25
3/4	1800	115	56	D34B2N9	\$295	DS-3FMP	1.00	1/2" x 1.5"	9.6	21	11.0	25

## Two Speed, Resilient Base

HP	RPM	Voltage	Frame	Catalog Number	List	Discount Symbol	SF	Shaft Dim.	Total Length	Ship Wt.	Full Load Amps	Notes
1/3-1/9	1800/1200	115	48	D13B10N49	\$229	DS-3FMP	1.00	1/2" x 1.5"	10.4	19	6.4/4.0	20, 25
	1800/1200	115	56Z	3053	\$327	DS-3FMP	1.00	1/2" x 1.5"	9.9	19	7.1	25
1/2-1/6	1800/1200	115	56	3306	\$420	DS-3FMP	1.00	1/2" x 1.5"	10.8	26	9.2	25

## Single Speed, Rigid Base

HP	RPM	Voltage	Frame	Catalog Number	List	Discount Symbol	SF	Shaft Dim.	Total C	Ship Wt.	Full Load Amps	Notes
1/4	1800	115	48Z	D14B2N4Z	\$119	DS-3FMP	1.15	1/2" x 2.25"	9.3	14	5.1	20, 25
1/3	1800	115	48	D13B2N4A	\$146	DS-3FMP	1.00	1/2" x 1.5"	9.4	16	6.8	25
	1800	115	48	D13BA2N4A	\$195	DS-3FMP	1.35	1/2" x 1.5"	9.4	16	6	24
	1800	115	48Z	D13B2N4Z	\$122	DS-3FMP	1.15	1/2" x 2.25"	9.3	14	5.9	20, 25
	1800	115	56Z	2911	\$231	DS-3FMP	1.00	1/2" x 1.5"	9.4	17	6.0	25
1/2	1800	115	48	D12B2N4	\$234	DS-3FMP	1.00	1/2" x 1.5"	9.8	18	8.8	25

Note 20: Stud Extensions in 3 5/8" Square Pattern  
 Note 21: Stud Extensions in 4 3/16" Square Pattern  
 Note 24: Automatic Reset Thermal Overload Protector  
 Note 25: Non-Protected

† All marks shown within this document are properties of their respective owners.





# General Purpose Single Phase Totally Enclosed, Fan Cooled (TEFC) Split Phase



RIGID BASE

## APPLICATIONS:

For commercial fans and blowers, tools, conveyors, pumps and general industrial equipment requiring moderate starting torque.

## FEATURES:

- 40°C Ambient
- 60 Hz
- Continuous Duty
- Class A or B Insulation
- Ball Bearing

## Single Speed, Resilient Base

HP	RPM	Voltage	Frame	Catalog Number	List	Discount Symbol	SF	Total Length	Ship Wt.	Full Load Amps	Notes
1/6	1800	115	48	T16B2N49	\$226	DS-3FMP	1.0	10.7	18	3.4	20, 25
1/4	1800	115	48	T14B2N49	\$222	DS-3FMP	1.0	10.7	18	4.4	20, 25
	1200	115/230	56	T14B3P9	\$360	DS-3FMP	1.0	11.9	23	6.7/3.35	20, 25

## Single Speed, Rigid Base

HP	RPM	Voltage	Frame	Catalog Number	List	Discount Symbol	SF	Total Length	Ship Wt.	Full Load Amps	Notes
1/3	3600	115	48	T13B1N4	\$236	DS-3FMP	1.0	10.7	15	5.4	25

Note 20: Stud Extensions in 3 5/8" Square Pattern

Note 25: Non-Protected

† All marks shown within this document are properties of their respective owners.



# General Purpose Single Phase Open Drip-Proof (ODP), Resilient Base, Capacitor Start



## APPLICATIONS:

For air compressors, pumps, conveyors, blowers and general industrial equipment.

## FEATURES:

- Class A or B Insulation
- Reversible Rotation
- 40°C Ambient
- 60 Hz
- Continuous Duty

## Single Speed, Resilient Base

HP	RPM	Voltage	Frame	Catalog Number	List	Discount Symbol	SF	Total Length	Ship Wt.	Full Load Amps	Notes
1/6	900	115	48	3700	\$555	DS-3FMP	1.35	8.9	15	4.5	25
1/4	1200	115/208-230	56	6305	\$338	DS-3FMP	1.35	11.3	25	6.4/3.0-3.2	24
1/3	3600	115/208-230	48	D13CA1J49	\$281	DS-3FMP	1.35	9.9	17	6/2.9-3.0	24
	1800	115/208-230	56	D13CA2JH9	\$296	DS-3FMP	1.35	9.8	25	8.8/3.9-4.4	24
	1800	115/230	48	4145	\$277	DS-3FMP	1.00	9.4	17	6.8/3.4	25
	1800	115/230&110/220	48	6300	\$250	DS-3FMP	1.35	9.9	21	6.5/3.3&7.3/3.6	25, 98
	1800	115/230&110/220	56	6292	\$303	DS-3FMP	1.35	10.3	22	6.5/3.3&7.3/3.6	25, 98
	1200	115/208-230	56	D13CA3J9	\$420	DS-3FMP	1.35	11.3	27	6.8/3.4-3.4	24
	1200	115/230	56	6306	\$406	DS-3FMP	1.35	10.8	27	7.4/3.7	25
	900	115/230-208	56	3705	\$816	DS-3FMP	1.35	11.8	27	8.0/4.0	
1/2	1800	100-120/200-240	56	6309	\$353	DS-3FMP	1.25	10.8	26	6.3-5.6/3.1-2.8	24, 98
	1800	115/208-230	48	D12C2J49	\$227	DS-3FMP	1.25	9.9	22	10.3/4.8-5.3	25
	1800	115/208-230	48	D12CA2J49	\$264	DS-3FMP	1.25	8.7	23	10.3/4.8-5.3	24
	1800	115/208-230	56H	D12CA2JH9	\$303	DS-3FMP	1.25	11.8	27	9.0/4.3-4.5	24
	1800	115/208-230	56	D12C2J9	\$288	DS-3FMP	1.25	11.3	22	9.0/4.3-4.5	25
	1200	115/208-230	56	D12CA3J9	\$548	DS-3FMP	1.25	12.3	28	10.4/5.1-5.2	24
	1200	115/230	56	6310	\$472	DS-3FMP	1.25	10.2	28	10.3/5.2	25
3/4	3600	115/208-230	56	D34CA1J9	\$272	DS-3FMP	1.25	11.8	26	10.4/5.3-5.2	24
	1800	100-120/200-240	56	6313	\$403	DS-3FMP	1.25	11.3	32	9.2-8.4/4.6-4.2	24, 98
	1800	115/230	56	1660	\$314	DS-3FMP	1.00	10.8	27	11.6/5.8	
	1800	115/230&110/220	56	4149	\$347	DS-3FMP	1.25	11.3	28	11.3/5.5	98
	1800	115-208/230	56H	D34CA2JH9	\$347	DS-3FMP	1.25	11.8	27	11.4/5.7-5.7	24
	1800	115-208/230	56	D34C2J9	\$327	DS-3FMP	1.25	11.8	95	11.4/5.7-5.7	25
1	1200	115/208-230	56H	D34CA3J9	\$655	DS-3FMP	1.15	13.3	40	10.6/5.4-5.3	24
	3600	115/208-230	56	D1C1J9	\$380	DS-3FMP	1.25	11.8	31	14.6/6.9-7.3	25
	3600	115/208-230	56	D1CA1J9	\$384	DS-3FMP	1.25	11.8	25	14.6/6.9-7.3	24
	1800	100-120/200-240	56	6317	\$499	DS-3FMP	1.15	12.8	38	12.3-10.8/6.2	24
	1800	115/208-230	56H	D1C2JH9	\$389	DS-3FMP	1.15	12.3	32	14.8/7.5-7.3	25
	1800	115/208-230	56H	D1CA2JH9	\$515	DS-3FMP	1.15	12.3	31	14.8/7.5-7.3	25
	1800	115/208-230	56	3754	\$383	DS-3FMP	1.15	11.8	34	16.4/8.2	
1-1/2	1200	115/208-230	56H	D1CA3JH9	\$703	DS-3FMP	1.15	13.8	42	12.6/6.4-6.3	24
	3600	115/208-230	56H	D32CA1JH9	\$510	DS-3FMP	1.15	12.31	39	18.6/9.8-9.3	24
	1800	115/208-230	145T	D32C2J149	\$566	DS-3SP	1.15	13.7	45	19.2/10.0-9.6	25
	1800	115/208-230	56H	D32CA2JH9	\$630	DS-3FMP	1.15	13.3	38	19.2/10.0-9.6	24
1800	115/230	56	6296	\$551	DS-3FMP	1.00	12.8	41	20.0/10.0	25	

## Two Speed

HP	RPM	Voltage	Frame	Catalog Number	List	Discount Symbol	SF	Total Length	Ship Wt.	Full Load Amps	Notes
3/4-1/4	1800/1200	115	56	6311	\$448	DS-3FMP	1.25	10.8	26	8.9/6.1	25
1-1/3	1800/1200	208/230	56	6316	\$501	DS-3FMP	1.15	11.8	32	7.4-7.4/4.0-4.3	25

Note 24: Automatic Reset Thermal Overload Protector

Note 25: Non-Protected

Note 98: 50/60 Hz Motor

† All marks shown within this document are properties of their respective owners.



# General Purpose Single Phase Open Drip-Proof (ODP) Rigid Base, Capacitor Start



## APPLICATIONS:

For air compressors, pumps, conveyors, blowers and general industrial equipment.

## FEATURES:

- Double Shielded Ball Bearings
- Rigid Base Standard
- Class B Insulation
- Continuous Duty
- 40°C Ambient
- F1 Assembly
- Reversible Rotation

HP	RPM	Voltage	Frame	Catalog Number	List	Discount Symbol	SF	Total Length	Ship Wt.	Full Load Amps	Notes
1/3	3600	115/230	48	6335	\$267	DS-3FMP	1.35	9.2	16	6.8/3.4	24
	1800	115/208-230	48	D13C2J4	\$316	DS-3FMP	1.35	8.7	22	8.8/3.8-4.3	25
	1800	115/230&110/220	48	6349	\$419	DS-3FMP	1.35	9.5	20	6.5/3.3 & 7.3/3.6	24, 98
1/2	1800	115/208-230	48	D12C2J4	\$376	DS-3FMP	1.25	9.2	24	10.3/4.8-5.3	25
	1800	115/208-230	56	D12C2J	\$383	DS-3FMP	1.25	11.9	27	9.0/4.3-4.5	25
	1800	115/208-230	56	D12CM2J	\$406	DS-3FMP	1.25	10.9	29	9.0/4.3-4.5	24
	1800	115/208-230	56	D12CA2J	\$389	DS-3FMP	1.25	10.9	20	9.0/4.3-4.5	24
	1800	115/230	48	6343	\$467	DS-3FMP	1.25	9.5	20	8.2/4.1	24
3/4	3600	115/208-230	56	D34C1J	\$319	DS-3FMP	1.25	11.4	27	10.4/5.3-5.2	25
	3600	115/208-230	56	D34CM1J	\$396	DS-3FMP	1.25	11.4	23	10.4/5.3-5.2	23
	1800	115/208-230	56	D34C2J	\$471	DS-3FMP	1.25	9.0	27	11.4/5.7	25
	1800	115/208-230	56	D34CA2J	\$482	DS-3FMP	1.25	11.4	25	11.4/5.7-5.7	24
	1800	115/208-230	56	D34CM2J	\$510	DS-3FMP	1.25	11.4	24	11.4/5.7-5.7	23
	1200	115/208-230	56H	D34C3JH	\$597	DS-3FMP	1.15	12.9	38	10.6/5.4-5.3	25
1	3600	115/208-230	56	D1C1J	\$427	DS-3FMP	1.25	11.4	31	14.6/6.9-7.3	25
	3600	115/208-230	56	D1CM1J	\$448	DS-3FMP	1.25	11.4	31	14.6/6.9-7.3	23
	1800	115/208-230	143T	D1C2J14	\$476	DS-3SP	1.15	12.3	32	14.8/7.5-7.3	25
	1800	115/208-230	143T	D1CA2J14	\$515	DS-3SP	1.15	12.3	30	14.8/7.5-7.3	24
	1800	115/208-230	143T	D1CM2J14	\$538	DS-3SP	1.15	12.3	35	14.8/7.5-7.3	23
	1800	115/208-230	56H	D1C2JH	\$529	DS-3FMP	1.15	11.9	28	14.8/7.5-7.3	25
	1800	115/208-230	56H	D1CA2JH	\$537	DS-3FMP	1.15	11.9	28	14.8/7.5-7.3	24
	1800	115/208-230	56H	D1CM2JH	\$538	DS-3FMP	1.15	11.9	31	14.8/7.5-7.3	23
	1800	115/230	182	D1C2P18Z	\$843	DS-3SP	1.25	12.8	69	14.4/7.2	25
	1200	115/208-230	56H	D1C3JH	\$653	DS-3FMP	1.15	13.4	44	12.6/6.4-6.3	25
1-1/2	3600	115/208-230	143T	D32C1J14	\$474	DS-3FMP	1.15	12.3	31	18.6/9.8-9.3	25
	3600	115/208-230	56H	D32C1JH	\$474	DS-3FMP	1.15	11.9	31	18.6/9.8-9.3	25
	3600	115/208-230	56H	D32CM1JH	\$543	DS-3FMP	1.15	11.9	32	18.6/9.8-9.3	23
	1800	115/208-230	145T	D32C2J14	\$632	DS-3SP	1.15	13.3	39	19.2/10.0-9.6	25
	1800	115/208-230	145T	D32CM2J14	\$630	DS-3SP	1.15	13.3	39	19.2/10.0-9.6	23
	1800	115/208-230	56H	D32C2JH	\$689	DS-3FMP	1.15	12.9	37	19.2/10.0-9.6	25
	1800	115/208-230	56H	D32CA2JH	\$638	DS-3FMP	1.15	12.9	40	19.2/10.0-9.6	24
	1800	115/208-230	56H	D32CM2JH	\$653	DS-3FMP	1.15	12.9	37	19.2/10.0-9.6	23
	1800	115/230	184	D32C2P18Z	\$955	DS-3SP	1.15	13.3	71	22.0/11.0	25
2	3600	115/208-230	145T	D2C1J14	\$714	DS-3SP	1.15	12.8	36	22.4/12.4-11.2	25
	3600	115/208-230	56H	D2C1JH	\$620	DS-3FMP	1.15	12.4	35	22.4/12.4-11.2	25
	3600	115/208-230	56H	D2CM1JH	\$689	DS-3FMP	1.15	12.89	35	22.4/12.4-11.2	23

Note 23: Manual Reset Thermal Overload Protector  
 Note 24: Automatic Reset Thermal Overload Protector  
 Note 25: Non-Protected  
 Note 98: 50/60 Hz Motor

† All marks shown within this document are properties of their respective owners.



## General Purpose Single Phase Open Drip-Proof (ODP) Rigid Base, Capacitor Start *(continued)*



HP	RPM	Voltage	Frame	Catalog Number	List	Discount Symbol	SF	Total Length	Ship Wt.	Full Load Amps	Notes
2	1800	115/208-230	145T	D2CA2J14	\$792	DS-3SP	1.15	14.25	42	20.0/11.3-10.0	24
	1800	115/208-230	145T	D2C2J14	\$762	DS-3SP	1.15	13.75	42	20.0/11.3-10.0	25
	1800	115/208-230	145T	D2CM2J14	\$815	DS-3SP	1.15	14.25	42	20.0/11.3-10.0	23
	1800	115/208-230	56H	D2CA2JH	\$790	DS-3FMP	1.15	13.89	41	20.0/11.3-10.0	24
	1800	115/208-230	56H	D2CM2JH	\$815	DS-3FMP	1.15	13.89	42	20.0/11.3-10.0	23
	1800	115/230	182T	D2C2P18	\$728	DS-3SP	1.15	14.75	70	23.2/11.6	25
	1800	115/230	213	D2C2P21Z	\$1,212	DS-3SP	1.15	15.02	75	24.6/12.3	25
3	3600	115/230	182	D3C1P18	\$982	DS-3SP	1.15	17.25	81	32.0/16.0	25
	3600	230	56	D3CM1K	\$817	DS-3FMP	1.00	12.43	121	15.0	23
	1800	115/230	184T	D3C2P18	\$918	DS-3SP	1.15	15.75	76	38.0/19.0	25
5	3600	230	184T	D5C1K18	\$1,011	DS-3SP	1.15	18	82	19.6	25
	1800	230	184T	D5C2K18	\$1,389	DS-3SP	1.15	16.25	86	22.0	25
	1800	230	213T	D5C2K21	\$1,394	DS-3SP	1.15	19.13	86	22.0	25
	1800	230	215	D5C2K21Z	\$2,028	DS-3SP	1.15	19.13	86	22.0	25
7-1/2	3600	230	213T	D7C1K21	\$1,265	DS-3SP	1.15	19.13	129	30.3	25
	1800	230	215T	D7C2K21	\$1,596	DS-3SP	1.15	19.87	105	35.5	25
10	3600	230	215T	D10C1K21	\$2,287	DS-3SP	1.15	20.63	92	40.0	25
	1800	230	215T	D10C2K21	\$1,794	DS-3SP	1.15	19.87	150	42.2	25

Note 23: Manual Reset Thermal Overload Protector


Note 24: Automatic Reset Thermal Overload Protector

Note 25: Non-Protected

† All marks shown within this document are properties of their respective owners.



# General Purpose Single Phase Open Drip-Proof (ODP), C-Face, Capacitor Start



## APPLICATIONS:

For air compressors, commercial duty pumps, conveyors, blowers and general industrial equipment.

## FEATURES:

- Double Shielded Ball Bearings – Locked Drive End Bearings
- 50/60 Hz Motors Have 1.0 SF on 50 Hz
- Class B Insulation
- Continuous Duty
- 40°C Ambient
- F1 Assembly
- Reversible Rotation

## Footed

HP	RPM	Voltage	Frame	Catalog Number	List	Discount Symbol	SF	Total Length	Ship Wt.	Full Load Amps	Notes
1/3	3600	115/208-230	56C	EC0332B	\$214	DS-3FMP	1.75	10.8	17	6.2/2.9-3.1	24, 98
1/2	1800	115/208-230	56C	D12C2JC	\$454	DS-3FMP	1.25	11.0	22	9.0/4.3-4.5	25
	1800	115/208-230	56C	EC0504B	\$456	DS-3FMP	1.25	10.4	22	8.9/4.4-4.5	24
3/4	1800	115/208-230	56C	D34C2JC	\$554	DS-3FMP	1.25	11.0	26	11.4/5.7-5.7	25
1	1800	115/208-230	56C	EC1004B	\$615	DS-3FMP	1.15	11.6	31	15.2/7.7-7.6	
1-1/2	3600	115/208-230	56HC	D32C1JHC	\$508	DS-3FMP	1.15	11.9	32	18.6/9.8-9.3	25
	1800	115/208-230	145TC	D32C2J14C	\$670	DS-3FMP	1.15	13.0	43	19.2/10.0-9.6	25
2	3600	115/208-230	56C	EC2002B	\$620	DS-3FMP	1.20	12.4	33	19.6/10.7-9.8	18, 98
	1800	115/208-230	56HC	D2C2JHC	\$782	DS-3FMP	1.15	13.0	41	20.0/11.3-10.0	18, 25

## Footless

HP	RPM	Voltage	Frame	Catalog Number	List	Discount Symbol	SF	Total Length	Ship Wt.	Full Load Amps	Notes
1/3	1800	115/208-230	56C	D13C2JCR	\$339	DS-3FMP	1.35	10.4	20	6.4/3.2	25
1/2	3600	115/208-230	56C	EC0502	\$280	DS-3FMP	1.60	11.2	17	8.2/4.2-4.1	24, 98, PF
	1800	115/208-230	56C	EC0504	\$453	DS-3FMP	1.25	11.0	20	8.9/4.4-4.5	24, PF
	1800	115/208-230	56C	D12C2JCR	\$398	DS-3FMP	1.25	10.4	20	9.0/4.3-4.5	25
3/4	3600	115/208-230	56C	EC0752	\$350	DS-3FMP	1.50	11.9	18	10.4/5.4-5.2	24, 98, PF
	1800	115/208-230	56C	D34CA2JCR	\$552	DS-3FMP	1.25	11.0	26	11.4/5.7-5.7	24
1	3600	115/208-230	56C	EC1002	\$404	DS-3FMP	1.40	12.2	20	12.8/6.7-6.4	24, 98, PF
	1800	115/208-230	56C	D1C2JCR	\$530	DS-3FMP	1.25	10.9	22	14.8/7.5-7.3	25
1-1/2	3600	115/208-230	56C	EC1502	\$490	DS-3FMP	1.30	12.4	30	18.2/9.2-9.1	24, 98, PF
	1800	115/208-230	56C	D32C2JCR	\$555	DS-3FMP	1.15	12.4	39	19.2/10.0-9.6	25
	1800	115/208-230	56C	D32CA2JCR	\$594	DS-3FMP	1.15	12.4	39	20.4/10.0-10.2	24
2	3600	115/208-230	56C	EC2002	\$618	DS-3FMP	1.20	12.4	32	19.6/10.7-9.8	18, 98, PF
	1800	115/208-230	56C	D2CA2JCR	\$831	DS-3FMP	1.15	14.0	40	20.0/11.3-10.0	18, 24
3	3600	208-230	56C	EC3002	\$700	DS-3FMP	1.15	12.9	37	14.0-12.8	18, 24

Note 18: Incorporates Run Capacitor  
 Note 24: Automatic Reset Thermal Overload Protector  
 Note 25: Non-Protected

Note 98: 50/60 Hz Motor  
 Note PF: Pump and Fan Duty Only  
 Additional Pump Motor Offerings are Available

\*Drip Cover Kits sold in multiples of three: DC48 List/Ea. \$18, DS-3TE; DC56 List/Ea. \$18, DS-3TE

† All marks shown within this document are properties of their respective owners.



# General Purpose Single Phase Totally Enclosed, Fan Cooled (TEFC) Rigid Base, Capacitor Start



## APPLICATIONS:

For air compressors, pumps, conveyors, blowers and general industrial equipment.

## FEATURES:

- Double Shielded Ball Bearings
- Class B Insulation
- Continuous Duty
- 40°C Ambient
- Capacitor Start
- Induction Run
- F1 Assembly
- Reversible Rotation

HP	RPM	Voltage	Frame	Catalog Number	List	Discount Symbol	SF	Total Length	Ship Wt.	Full Load Amps	Notes
1/4	1800	115/208-230	48	T14CM2J4	\$397	DS-3FMP	1.15	10.3	20	6.6/2.9-3.3	23
	1800	115/208-230	56	T14CA2J	\$383	DS-3FMP	1.15	10.6	20	6.5/2.8-3.2	24
	1200	115/208-230	56	T14C3J	\$541	DS-3FMP	1.15	11.4	23	6.4/3.0-3.2	25
1/3	3600	115/208-230	48	T13C1J4	\$264	DS-3FMP	1.15	10.8	19	5.5/2.7-2.8	25
	1800	115/208-230	56	T13C2J	\$362	DS-3FMP	1.15	10.6	30	6.6/2.9-3.3	25
	1800	115/208-230	56	T13CM2J	\$386	DS-3FMP	1.15	10.6	17	6.6/3.0-3.3	23
	1200	115/208-230	56	T13C3J	\$523	DS-3FMP	1.15	11.4	23	6.8/3.4-3.4	25
1/2	3600	115/208-230	56	T12CM1J	\$324	DS-3FMP	1.15	11.6	28	8.0/3.8-4.0	23
	1800	100-120/200-240	56	6174	\$468	DS-3FMP	1.25	12.0	27	6.3-5.6/3.1-2.8	25, 98
	1800	115/208-230	48	T12C2J4	\$415	DS-3FMP	1.15	11.4	21	9/4.3-4.5	25
	1800	115/208-230	56	T12C2J	\$422	DS-3FMP	1.15	11.4	30	9.0/4.3-4.5	25
	1800	115/208-230	56	T12CA2J	\$465	DS-3FMP	1.15	11.4	26	9.0/4.3-4.5	24
	1800	115/208-230	56	T12CM2J	\$474	DS-3FMP	1.15	11.4	28	9.0/4.3-4.5	23
	1200	115/208-230	56	T12C3J	\$742	DS-3FMP	1.15	12.4	37	10.4/5.1-5.2	25
3/4	3600	115/208-230	56	T34C1J	\$345	DS-3FMP	1.15	11.9	5	10.4/5.3-5.2	25
	3600	115/208-230	56	T34CA1J	\$425	DS-3FMP	1.15	11.9	26	10.4/5.3-5.2	24
	3600	115/208-230	56	T34CM1J	\$408	DS-3FMP	1.15	11.9	25	10.4/5.3-5.2	23
	1800	100-120/200-240	56	T34C2Z	\$556	DS-3FMP	1.25	11.3	30	9.2-8.4/4.6-4.2	25, 98
	1800	115/208-230	56	T34C2J	\$512	DS-3FMP	1.15	11.3	33	11.4/5.7-5.7	25
	1800	115/208-230	56	T34CA2J	\$521	DS-3FMP	1.00	11.9	28	11.4/5.7-5.7	24
	1800	115/208-230	56	T34CM2J	\$535	DS-3FMP	1.15	11.3	31	11.4/5.7-5.7	23
	1200	115/208-230	56H	T34C3JH	\$932	DS-3FMP	1.15	13.4	39	10.6/5.4-5.3	25
	1	3600	115/208-230	56	T1C1J	\$455	DS-3FMP	1.15	12.4	30	13.6/6.9-6.8
3600		115/208-230	56	T1CA1J	\$498	DS-3FMP	1.15	12.4	27	13.6/6.9-6.8	24
3600		115/208-230	56	T1CM1J	\$473	DS-3FMP	1.15	12.4	27	13.6/6.9-6.8	23
1800		100-120/200-240	56	T1C2Z	\$641	DS-3FMP	1.15	12.5	42	11.0-9.2/5.5-4.7	25, 98
1800		115/208-230	143T	T1CA2J14	\$614	DS-3SP	1.15	12.8	36	14.0/6.9-7.0	24
1800		115/208-230	143T	T1CM2J14	\$630	DS-3SP	1.15	12.8	36	14.0/6.9-7.0	23
1800		115/208-230	56H	T1C2JH	\$554	DS-3FMP	1.15	12.4	28	14.0/6.9-7.0	25
1800		115/208-230	56H	T1CA2JH	\$591	DS-3FMP	1.15	12.4	33	14.0/6.9-7.0	24
1800		115/208-230	56H	T1CM2JH	\$577	DS-3FMP	1.15	12.4	40	14.0/6.9-7.0	23
1800		115/230	182	T1C2P18Z	\$997	DS-3SP	1.00	14.1	72	13.8/6.9	25
1800		115-208/230	143T	T1C2J14	\$576	DS-3SP	1.15	12.8	33	14.0/6.9-7.0	25
1200		115/208-230	56H	T1C3JH	\$1,081	DS-3FMP	1.15	13.9	44	12.6/6.6-6.3	25

Note 18: Incorporates Run Capacitor

Note 23: Manual Reset Thermal Overload Protector

Note 24: Automatic Reset Thermal Overload Protector

Note 25: Non-Protected

Note 98: 50/60 Hz Motor

† All marks shown within this document are properties of their respective owners.



# General Purpose Single Phase Totally Enclosed, Fan Cooled (TEFC) Rigid Base, Capacitor Start



(continued)

HP	RPM	Voltage	Frame	Catalog Number	List	Discount Symbol	SF	Total Length	Ship Wt.	Full Load Amps	Notes
1-1/2	3600	115/208-230	143T	T32C1J14	\$568	DS-3FMP	1.15	13.3	34	14.6/8.1-7.4	25
	3600	115/208-230	56H	T32CM1JH	\$637	DS-3FMP	1.15	12.9	34	14.6/8.1-7.4	23
	3600	115-208/230	56H	T32C1JH	\$568	DS-3FMP	1.15	12.9	32	14.6/8.1-7.4	25
	1800	115/208-230	145T	T32C2J14	\$580	DS-3SP	1.15	14.3	41	14.4/8.0-7.2	25
	1800	115/208-230	145T	T32CA2J14	\$619	DS-3SP	1.15	14.3	40	14.4/8.0-7.2	24
	1800	115/208-230	56H	T32C2JH	\$633	DS-3FMP	1.15	13.9	30	14.4/8.0-7.2	25
	1800	115/208-230	56H	T32CA2JH	\$646	DS-3FMP	1.15	13.9	41	14.4/8.0-7.2	24
	1800	115/208-230	56H	T32CM2JH	\$650	DS-3FMP	1.15	13.9	28	14.4/8.0-7.2	23
	1800	115/230	184	T32C2P18Z	\$1,083	DS-3SP	1.00	15.1	79	18.4/9.2	25
2	3600	115/208-230	145T	T2C1J14	\$744	DS-3FMP	1.15	13.8	41	19.5/10.8-9.7	25
	3600	115/208-230	145T	T2CM1J14	\$813	DS-3FMP	1.15	13.8	40	19.5/10.8-9.7	23
	3600	115/208-230	56H	T2C1JH	\$744	DS-3FMP	1.15	13.4	40	19.5/10.8-9.7	25
	3600	115/208-230	56H	T2CM1JH	\$813	DS-3FMP	1.15	13.4	39	19.5/10.8-9.7	23
	1800	115/208-230	145T	T2C2J14	\$838	DS-3SP	1.15	14.3	54	18.9/10.3-9.4	25
	1800	115/208-230	145T	T2CA2J14	\$877	DS-3SP	1.00	14.8	54	18.9/10.3-9.4	24
	1800	115/208-230	145T	T2CM2J14	\$901	DS-3SP	1.00	14.3	54	18.9/10.3-9.4	23
	1800	115/208-230	56H	T2C2JH	\$838	DS-3FMP	1.15	13.9	54	18.9/10.3-9.4	25
	1800	115/208-230	56H	T2CA2JH	\$877	DS-3FMP	1.00	14.4	54	18.9/10.3-9.4	24
	1800	115/208-230	56H	T2CM2JH	\$901	DS-3FMP	1.00	13.9	54	18.9/10.3-9.4	23
	1800	115/230	182T	T2C2P18	\$818	DS-3SP	1.00	15.2	50	23.6/11.8	18, 25
3	3600	115/230	213	T2C2P21Z	\$1,336	DS-3SP	1.00	17.6	72	24.0/12.0	18, 25
	3600	115/230	182T	T3C1P18	\$1,008	DS-3SP	1.00	16.6	83	32.0/16.0	18, 25
	1800	115/230	184T	T3C2P18	\$954	DS-3SP	1.00	17.7	121	30.0/15.0	18, 25
5	1800	115/230	215	T3C2P21	\$2,010	DS-3SP	1.00	19.6	83	33.6/16.8	18, 25
	3600	230	184T	T5C1K18	\$1,363	DS-3SP	1.00	17.4	91	19.6	18, 25
	1800	230	213T	T5C2K21	\$1,139	DS-3SP	1.00	19.6	121	23.0	18, 25
7-1/2	1800	230	215	T5C2K21Z	\$2,301	DS-3SP	1.00	19.6	90	20.0	18, 25
	3600	230	213T	T7C1K21	\$1,789	DS-3SP	1.00	20.0	92	30.3	18, 25
	1800	230	215T	T7C2K21	\$1,815	DS-3SP	1.00	22.0	90	30.0	18, 25


Note 18: Incorporates Run Capacitor  
Note 23: Manual Reset Thermal Overload Protector

Note 24: Automatic Reset Thermal Overload Protector  
Note 25: Non-Protected

† All marks shown within this document are properties of their respective owners.



# General Purpose Single Phase Totally Enclosed, Fan Cooled (TEFC) C-Face, Capacitor Start



## APPLICATIONS:

For use on air compressors, commercial duty pumps, conveyors, blowers and general industrial equipment.

## FEATURES:

- Double Shielded Ball Bearings
- Class B Insulation
- Continuous Duty
- 40°C Ambient
- Capacitor Start
- Induction Run
- F1 Assembly
- Reversible Rotation
- 50/60 Hz Motors Have 1.0 S.F. on 50 Hz

## Footed

HP	RPM	Voltage	Frame	Catalog Number	List	Discount Symbol	SF	Total Length	Ship Wt.	Full Load Amps	Notes
1/2	3600	115/208-230	56C	EC03B	\$363	DS-3FMP	1.15	11.4	24	7.8/4.1-3.9	24, 98
	1800	100-120/200-240	56C	6212	\$565	DS-3FMP	1.25	12.0	25	6.3-5.6/3.1-2.8	18, 24, 98
	1800	115/208-230	56C	T12C2JC	\$482	DS-3FMP	1.15	11.4	23	9.0/4.3-4.5	25
3/4	3600	115/208-230	56C	T34C1JC	\$417	DS-3FMP	1.15	11.9	30	10.4/5.3-5.2	25
1	3600	115/208-230	56C	EC09B	\$508	DS-3FMP	1.15	12.1	29	12.8/6.6-6.4	24, 98
	1800	100-120/200-240	56C	T1CM2ZC	\$760	DS-3FMP	1.15	12.5	40	11.0-9.2/5.5-4.7	18, 23
	1800	115/208-230	56C	EC10B	\$623	DS-3FMP	1.15	12.4	37	13.6/7.0-6.8	24, PF
	1800	115/208-230	56HC	T1C2JHC	\$621	DS-3FMP	1.15	12.4	33	14.0/6.9-7.0	25
1-1/2	3600	115/208-230	56C	EC11B	\$650	DS-3FMP	1.15	12.6	36	16.6/9.0-8.3	24, 98, PF
	1800	115/208-230	56C	EC12B	\$729	DS-3FMP	1.15	12.4	38	14.0/7.7-7.0	18, 24, PF
	1800	115/208-230	56HC	T32C2JHC	\$736	DS-3FMP	1.15	13.9	41	14.4/8.0-7.2	18, 25
2	3600	208-230	56C	EC13B	\$780	DS-3FMP	1.15	12.9	38	9.6-9.0	18, 24, 98, PF
	1800	115/208-230	145TC	T2C2J14C	\$846	DS-3FMP	1.00	14.0	46	18.9/10.3-9.4	18, 25
	1800	115/208-230	56HC	T2C2JHC	\$846	DS-3FMP	1.15	13.9	43	18.9/10.3-9.4	18, 25

Note 18: Incorporates Run Capacitor  
 Note 23: Manual Reset Thermal Overload Protector  
 Note 24: Automatic Reset Thermal Overload Protector  
 Note 25: Non-Protected


Note 98: 50/60 Hz Motor  
 Note PF: Pump and Fan Duty Only  
 Additional Pump Motor Offerings are Available

† All marks shown within this document are properties of their respective owners.





# General Purpose Single Phase Totally Enclosed, Fan Cooled (TEFC) C-Face, Capacitor Start



(continued)

## Footless

HP	RPM	Voltage	Frame	Catalog Number	List	Discount Symbol	SF	Total Length	Ship Wt.	Full Load Amps	Notes	
1/4	1800	115/230	56C	T14C2JCR	\$330	DS-3FMP	1.15	11.5	31	5.0/2.5	25	
1/3	3600	115/208-230	56C	EC01	\$332	DS-3FMP	1.15	11.4	22	6.6/3.2-3.3	24, 98	
	1800	115/230	42CZ	T13C2P42ZCR	\$394	DS-3FMP	1.00	11.6	21	6.2/3.1	25	
	1800	115/208-230	56C	T13CA2JCR	\$380	DS-3FMP	1.15	11.0	31	6.6/3.0-3.3	24	
1/2	3600	115/208-230	56C	EC03	\$358	DS-3FMP	1.15	11.4	23	7.8/4.1-3.9	24, 98	
	1800	100-120/200-240	56C	T12C2ZCR	\$592	DS-3FMP	1.25	12.2	25	6.3-5.6/3.1-2.8	18, 25, 98	
	1800	115/208-230	56C	T12C2JCR	\$439	DS-3FMP	1.15	11.0	22	9.0/4.3-4.5	25	
	1800	115/208-230	56C	T12CA2JCR	\$496	DS-3FMP	1.15	11.4	23	9.0/4.3-4.5	24	
	1800	115/208-230	56C	T12CM2JCR	\$462	DS-3FMP	1.15	11.4	20	9.0/4.3-4.5	23	
	1200	115/208-230	56C	T12C3JCR	\$828	DS-3FMP	1.15	11.4	22	10.4/5.1-5.2	25	
3/4	3600	115/208-230	56C	EC06	\$448	DS-3FMP	1.15	11.9	26	10.0/5.2-5.0	24, 98, PF	
	1800	100-120/200-240	56C	T34C2ZCR	\$699	DS-3FMP	1.25	12.4	32	9.2-8.4/4.6-4.2	18, 25, 98	
	1800	115/208-230	56C	T34C2JCR	\$527	DS-3FMP	1.15	11.9	25	11.4/5.7-5.7	25	
	1800	115/208-230	56C	T34CA2JCR	\$582	DS-3FMP	1.15	11.9	27	11.4/5.7-5.7	24	
	1800	115/208-230	56C	T34CM2JCR	\$551	DS-3FMP	1.15	11.6	24	11.4/5.7-5.7	23	
	1200	115/208-230	56C	T34C3JCR	\$932	DS-3FMP	1.15	13.4	28	10.8/5.4-5.3	18, 25	
1	3600	115/208-230	56C	T1CA1JCR	\$524	DS-3FMP	1.15	12.4	27	13.6/6.9-6.8	24	
	1800	100-120/200-240	56C	T1C2ZCR	\$713	DS-3FMP	1.15	12.5	40	11.0-9.2/5.5-4.7	25, 98	
	1800	115/208-230	143TC	T1C2J14CR	\$638	DS-3SP	1.15	13.1	30	14.0/6.9-7.0	25	
	1800	115/208-230	143TC	T1CA2J14CR	\$677	DS-3SP	1.15	12.4	33	14.0/6.9-7.0	24	
	1800	115/208-230	143TC	T1CM2J14CR	\$700	DS-3SP	1.15	12.4	30	14.0/6.9-7.0	23	
	1800	115/208-230	56C	T1C2JCR	\$571	DS-3FMP	1.15	13.1	43	14.0/6.9-7.0	25	
	1800	115/208-230	56C	T1CA2JCR	\$610	DS-3FMP	1.15	12.4	43	14.0/6.9-7.0	24	
	1800	115-208/230	56C	T1CM2JCR	\$633	DS-3FMP	1.15	12.4	24	14.0/6.9-7.0	23	
	1200	115/208-230	56C	T1C3JCR	\$1,011	DS-3FMP	1.15	13.9	44	12.6/6.6-6.3	25	
	1-1/2	3600	115/208-230	143TC	T32C1J14CR	\$637	DS-3SP	1.15	12.9	32	14.6/8.1-7.4	25
		3600	115/208-230	56C	T32CA1JCR	\$637	DS-3FMP	1.15	12.9	32	14.6/8.1-7.4	24
		1800	115/208-230	145TC	T32C2J14CR	\$723	DS-3SP	1.15	13.1	47	14.4/8.0-7.2	25
1800		115/208-230	145TC	T32CA2J14CR	\$762	DS-3SP	1.15	13.9	47	14.4/8.0-7.2	24	
1800		115/208-230	145TC	T32CM2J14CR	\$786	DS-3SP	1.15	13.9	47	14.4/8.0-7.2	23	
1800		115/208-230	56C	T32C2JCR	\$650	DS-3FMP	1.15	13.6	31	14.4/8.0-7.2	25	
1800		115/208-230	56C	T32CA2JCR	\$689	DS-3FMP	1.15	13.9	31	14.4/8.0-7.2	24	
1800		115/208-230	56C	T32CM2JCR	\$712	DS-3FMP	1.15	13.9	31	14.4/8.0-7.2	23	
2	3600	115/208-230	145TC	T2C1J14CR	\$813	DS-3SP	1.15	12.9	34	19.5/10.8-9.7	25	
	3600	115/208-230	56C	EC13	\$815	DS-3FMP	1.15	12.9	37	9.6-9.0	24	
	1800	115/208-230	145TC	T2C2J14CR	\$969	DS-3SP	1.15	13.9	35	18.9/10.3-9.4	25	
	1800	115/208-230	145TC	T2CA2J14CR	\$1,008	DS-3SP	1.00	14.4	40	18.9/10.3-9.4	24	
	1800	115/208-230	145TC	T2CM2J14CR	\$1,031	DS-3SP	1.00	14.0	40	18.9/10.3-9.4	23	
	1800	115/208-230	56C	T2C2JCR	\$739	DS-3FMP	1.15	13.9	31	18.9/10.3-9.4	25	
	1800	115/208-230	56C	T2CA2JCR	\$778	DS-3FMP	1.00	14.4	31	18.9/10.3-9.4	24	
	1800	115/208-230	56C	T2CM2JCR	\$801	DS-3FMP	1.00	13.4	31	18.9/10.3-9.4	23	


Note 18: Incorporates Run Capacitor  
 Note 23: Manual Reset Thermal Overload Protector  
 Note 24: Automatic Reset Thermal Overload Protector  
 Note 25: Non-Protected

Note 98: 50/60 Hz Motor  
 Note PF: Pump and Fan Duty Only  
 Additional Pump Motor Offerings are Available

† All marks shown within this document are properties of their respective owners.



# RESCUE® Motors



## There are many imitations but only **ONE RESCUE**.™

Ask for RESCUE®, the EASILY installed,  
PERMANENT replacement motor that helps  
YOU save more money.

- Multi-Horsepower Rated
- All Angle Mounting
- Flex Mounting with Kit 44
- Belly Band Mounting with Kit 17
- Resilient Mount utilizing 2.5" Hub Rings
- Exclusive Rheem®† and Ruud®† Side Shell Holes
- Extended Studs
- Quiet Bearing System
- Reversible

For more information about this product, see page 6  
For more information about the U.S. MOTORS® brand, visit [www.usmotors.com](http://www.usmotors.com)

† All marks shown within this document are properties of their respective owners.



# Agriculture

For use in farm & agriculture duty applications.



**Horsepower:** 1/4 – 30 HP

**Phase:** Single and Three Phase

**RPM:** 3600 or 1800 RPM

**Voltage:**

- Single Phase, 115, 115/230, or 230 Volts, 60 Hz
- Three Phase, 230/460 Volts, 60 Hz

**Enclosure:** Totally Enclosed, Air Over (TEAO) & Totally Enclosed, Fan Cooled (TEFC) Options

**Construction:** Rolled steel or aluminum frame

**Conduit Box:** Varies based on motor size and end use design

**Bearings:** Ball bearings

**Grease:** Mobil 28<sup>®†</sup> Low Temperature Grease Standard in High Torque and Ultra High Torque Argi Duty motors

**Temp Rise:** Ambient 40°C

**Thermal Overload:**

- High Torque and Ultra High Torque available with manual reset overload protectors
- Motors available with automatic reset overload protectors or thermostats



When it comes to motors for farm, dairy, agricultural, horticultural and aquacultural duty applications, there's only one brand you need to know: U.S. MOTORS<sup>®</sup> brand.

Our motors are built for performance, efficiency and longevity — three benefits that you require from your motors. U.S. MOTORS<sup>®</sup> brand offers one of the broadest selections of ag duty motors in the industry...motors for virtually any agricultural application including:

**Bin Loading and Unloading Systems:**  
Center drive auger  
Top drive auger  
Horizontal power head  
Bucket elevators

**Grain Aeration and Conditioning:**  
Vane axial fans  
Centrifugal fans  
Inline centrifugal fans  
Heaters

**Material Handling:**  
Chain conveyors  
Bucket elevators  
Drag conveyors  
Pit conveyors

**Ventilation:**  
Poultry house vent fans  
Pit vent fans  
Livestock house fans  
Greenhouses  
Direct and belt drive fans  
Curtain motors  
Hatcher and setter motors  
Crop dryers

**Feed Delivery Systems:**  
Poultry  
Swine  
Cattle

**Additional Applications:**  
Agitators  
Compressors  
Hay hoists  
Barn cleaners  
Silo unloaders  
Irrigation pumps  
Transfer pumps  
Pressure washers  
Center pivot gear motors

<sup>†</sup> All marks shown within this document are properties of their respective owners.

## Special Application Agriculture Single Phase, Totally Enclosed, Fan Cooled (TEFC), Ultra High Torque, Capacitor Start



### APPLICATIONS:

For powering agitators, augers, compressors, conveyors, feeders and hay hoists. High torque motors are used on barn cleaners, manure pumps and silo unloaders.

### FEATURES:

- Class F Insulation
- 40°C Ambient, Continuous Duty
- Typical Starting Torque 300% Of Full Load
- F1 Assembly
- Extruded Aluminum Frame (180-210 Frame)
- Manual Reset Thermal Overload Protector
- Plastic Fan & Fan Cover
- Double Shielded Bearings w/Low-Temp Grease (Regreasable Shaft End)
- Removable Condensation Drains For Vertical Mounting
- Fully Gasketed Steel Conduit Box
- Die Cast Aluminum Brackets With Steel Bearing Inserts

### Footed

HP	RPM	Voltage	Frame	Catalog Number	List	Discount Symbol	SF	Total Length	Ship Wt.	Full Load Amps	Notes
1-1/2	1800	115/230	145T	FDU32CM2P14	\$521	DS-3SP	1.15	13.7	50	19.2/9.6	23, CSCR
2	1800	115/230	182TZ	FDU2CM2P18Z	\$823	DS-3SP	1.15	16.8	66	25.6/12.8	23
3	1800	230	184T	FDU3CM2K18	\$1,101	DS-3SP	1.15	18.8	78	17.0	23
5	1800	230	184T	FDU5CM2K18	\$1,378	DS-3SP	1.15	18.8	86	24.0	23
	1800	230	215TZ	FDU5CM2K21Z	\$1,524	DS-3SP	1.15	20.1	122	29.0	23
7-1/2	1800	230	215TZ	FDU7CM2K21Z	\$2,044	DS-3SP	1.15	21.4	150	30.0	23
10	1800	230	215T	FDU10CM2K21	\$2,511	DS-3SP	1.15	21.3	175	41.0	23

### C-Face

HP	RPM	Voltage	Frame	Catalog Number	List	Discount Symbol	SF	Total Length	Ship Wt.	Full Load Amps	Notes
3	1800	208-230	184TC	FDU3CM2K18C	\$1,262	DS-3SP	1.15	18.7	78	16.4/17.0	23
5	1800	208-230	184TC	FDU5CM2K18C	\$1,587	DS-3SP	1.15	18.7	100	22.2/24.0	23
7-1/2	1800	230	215TC	FDU7CM2K21C	\$2,349	DS-3SP	1.15	21.3	150	30.0	23
10	1800	230	215TC	FDU10CM2K21C	\$2,887	DS-3SP	1.15	21.3	215	41.2	23

## Special Application Air Compressor Single Phase Open Drip-Proof (ODP)



### APPLICATIONS:

Designed for belt drive air compressor duty high breakdown torque.

### FEATURES:

- Rigid Welded Base
- Continuous Duty
- Manual Reset Thermal Overload Protector
- ODP Enclosure
- Class B Insulation
- 40°C Ambient
- Ball Bearings
- Rotation - CCW Facing Shaft End, Non-Reversible

HP	RPM	Voltage	Frame	Catalog Number	List	Discount Symbol	SF	Total Length	Ship Wt.	Full Load Amps	Notes
2	3600	115/230	56	3768	\$655	DS-3F	1.00	11.9	28	15.0/7.5	
3	3600	208-230	56	3769	\$711	DS-3F	1.00	12.4	32	15.0	
5	3600	230	145T	D5CM1K14	\$866	DS-3F	1.00	13.4	43	22.0	


Note 23: Manual Reset Thermal Overload Protector

Note CSCR: Capacitor Start Capacitor Run

† All marks shown within this document are properties of their respective owners.



# Special Application Agriculture Single Phase, Totally Enclosed, Fan Cooled (TEFC) Agri Duty High Torque, Capacitor Start



## APPLICATIONS:

For powering agitators, augers, compressors, conveyors, feeders and hay hoists.  
High torque motors are used on barn cleaners, manure pumps and silo unloaders.

## FEATURES:

- Class F Insulation (140-210 Frame)
- 40°C Ambient, Continuous Duty
- Reversible Rotation
- F1 Assembly
- Steel Frames & Steel Welded Base (140-210 Frame)
- Die Cast Aluminum Brackets With Steel Bearing Inserts
- Manual Reset Thermal Overload Protector
- Steel Fan Cover & Conduit Box
- Non-Regreasable Double Shielded Bearings
- Shaft Slinger (140-210 Frame)
- Capacitor Start-Capacitor Run (3-10 HP)
- Low Temperature Grease

## Footed

HP	RPM	Voltage	Frame	Catalog Number	List	Discount Symbol	SF	Total Length	Ship Wt.	Full Load Amps	Notes
1/3	1800	115/230	56	FD13CM2P	\$278	DS-3FMP	1.15	10.3	20	6.2/3.1	23
1/2	1800	115/230	56	FD12CM2P	\$324	DS-3FMP	1.15	10.8	20	8.0/4.0	23
3/4	1800	115/230	56	FD34CM2P	\$384	DS-3FMP	1.15	11.8	20	10.8/5.4	23
1	1800	115/230	143T	FD1CM2P14	\$684	DS-3F	1.00	13.7	48	15.0/7/5	23
	1800	115/230	56H	FD1CM2PZ	\$439	DS-3FMP	1.15	12.7	20	14.4/7.2	23
1-1/2	1800	115/230	145T	FD32CM2P14	\$473	DS-3SP	1.15	13.6	41	16.2/8.1	23, CSCR
	1800	115/230	56H	FD32CM2PZ	\$468	DS-3FMP	1.15	13.3	24	16.2/8.1	23, CSCR
2	1800	115/230	182T	FD2CM2P18	\$779	DS-3SP	1.00	15.2	60	23.6/11.8	23
	1800	115/230	56HZ	FD2CM2PHZ	\$639	DS-3FMP	1.00	13.7	40	20.0/10.0	23
3	1800	230	184T	FD3CM2K18	\$1,045	DS-3SP	1.00	17.2	74	14.5	23, CSCR
5	1800	230	184T	FD5CM2K18	\$1,307	DS-3SP	1.00	18.2	85	22.0	23
	1800	230	213T	FD5CM2K21	\$1,442	DS-3SP	1.00	19.6	80	23.0	23
7-1/2	1800	230	215T	FD7CM2K21	\$1,937	DS-3SP	1.00	22.1	147	30.0	23
10	1800	230	215T	FD10CM2K21	\$2,380	DS-3SP	1.00	22.1	180	38.0	23

## C-Face, Footless

HP	RPM	Voltage	Frame	Catalog Number	List	Discount Symbol	SF	Total Length	Ship Wt.	Full Load Amps	Notes
1/3	1800	115/230	56C	FD13CM2PCR	\$360	DS-3FMP	1.15	10.6	21	6.6/3.3	23
1/2	1800	115/230	56C	FD12CM2PCR	\$360	DS-3FMP	1.15	10.6	24	9.0/4.5	23
3/4	1800	115/230	56C	FD34CM2PCR	\$437	DS-3FMP	1.15	12.2	35	11.4/5.7	23
1	1800	115/230	56C	FD1CM2PCR	\$493	DS-3FMP	1.15	12.3	39	14.0/7.0	23
1-1/2	1800	115/230	56C	FD32CM2PCR	\$589	DS-3FMP	1.15	12.8	46	16.2/8.1	23, CSCR

Note 23: Manual Reset Thermal Overload Protector

Note CSCR: Capacitor Start Capacitor Run

† All marks shown within this document are properties of their respective owners.



# Special Application Agriculture Single Phase Aeration Fan & Crop Dryer



## APPLICATIONS:

For air over applications or fans mounted directly on the motor shaft. Specifically designed for use on vane axial crop dryers and aeration fans.

## FEATURES:

### Aeration Fan

- Totally Enclosed, Air Over
- Class B Insulation On 56 Frame
- Class F Insulation On 140 Frame
- Keyed Shaft Drilled On Center 1" Deep & Tapped 1/4" UNC
- 56Z Frame Motors Have 5/8" Dia. X 2-1/4" Long Shaft
- F1 Assembly Position

## Aeration Fan – Cap Start

HP	RPM	Voltage	Frame	Catalog Number	List	Discount Symbol	SF	Total Length	Ship Wt.	Full Load Eff.	Full Load Amps	Notes
3/4	3600	115/230	56Z	FD34CA1PZ	\$356	DS-3FMP	1.00	11.0	25	-	11.0/5.5	24
1	3600	115/230	56Z	FD1CA1PZ	\$423	DS-3FMP	1.00	11.5	29	70.0	12.4/6.2	24
1-1/2	3600	115/230	143TZ	FD32CA1P14	\$582	DS-3SP	1.00	12.6	32	73.0	17.4/8.7	24
2	3600	115/230	143TZ	FD2CA1P14	\$686	DS-3SP	1.00	13.6	42	75.5	22.2/11.1	24
3	3600	230	145TZ	FD3CA1K14	\$719	DS-3SP	1.00	13.6	42	78.5	14.9	24, CSCR

## FEATURES:

### Crop Dryer

- Open Drip-Proof Air-Over
- Thermostat Protected (Overheating Protection) Requires Leads to be Connected to Control Circuit of Motor Controller
- Non-Standard 1-1/8" Diameter x 3-1/4" Long Keyed Shaft Is Drilled On Center 1" Deep & Tapped 1/4-20 UNC
- Rodent Screens, Extra Long Leads, Class F Insulation
- F1 Assembly Position

## Crop Dryer – Cap Start

HP	RPM	Voltage	Frame	Catalog Number	List	Discount Symbol	SF	Total Length	Ship Wt.	Full Load Eff.	Full Load Amps	Notes
5-7	3600	230	184TZ	FD5CM1K18Z	\$1,160	DS-3SP	1.00	18.4	90	82.8	21.0	-
7.5-9	3600	230	184TZ	FD7CM1K18Z	\$1,240	DS-3SP	1.00	18.4	90	88.7	30.0	-
10-12	3600	230	215TZ	FD10CM1K21Z	\$1,859	DS-3SP	1.15	20.4	127	85.2	40.0	-


Note 24: Automatic Reset Thermal Overload Protector

Note CSCR: Capacitor Start Capacitor Run

† All marks shown within this document are properties of their respective owners.



# Special Application Farm Single & Three Phase Direct Drive Poultry Fan



## APPLICATIONS:

For direct drive exhaust and vent fans in poultry and livestock houses.

## FEATURES:

- Continuous Duty
- PSC Models Include Capacitor Mounted With Cover
- Clockwise Drive End Rotation
- Automatic Reset Thermal Overload Protection
- Studs For Mounting Fan Guard
- 1.0 Service Factor Except Where Noted
- Terminal Board With Side Conduit Plug Unless Noted

## Yoke Mount, Welded Tab Fan Motors

HP	RPM/Spd.	Voltage	Frame	Catalog Number	List	Discount Symbol	Amps	Motor Type	Bearings	Enclosure	Ship Wt.	Notes
1/4	1100/2	115	48YZ	1932	\$214	DS-3FMP	2.0	PSC	SAB	TEAO	13	01
	1100/2	115	48YZ	1933	\$405	DS-3FMP	5.7	PSC	Ball	OAO	19	01
	1100/2	115	48Y	1848	\$372	DS-3FMP	4.8	PSC	Ball	TEAO	16	
	1100/2	115	48Y	1917	\$415	DS-3FMP	4.2	PSC	Ball	TEAO	15	
	1100/2	115	48Y	1931	\$384	DS-3FMP	3.0	PSC	SAB	TEAO	13	01
1/3	1075/2	115	48Y	1935	\$218	DS-3FMP	5.3	PSC	SAB	TEAO	20	
	1800/1	115	48YZ	1928	\$360	DS-3FMP	5.0	Split Phase	Ball	TEAO	18	
1/2	900/1	115	48YZ	1940	\$344	DS-3FMP	6.4	PSC	SAB	TEAO	25	01
	1200/2	115	48Y	1838	\$456	DS-3FMP	5.8	PSC	Ball	TEAO	23	01
	1200/2	115	48Y	1842	\$446	DS-3FMP	7.2	PSC	SAB	TEAO	21	
	1200/2	115	48Y	1924	\$489	DS-3FMP	7.2	PSC	Ball	TEAO	23	
	1200/2	115	48Y	1937	\$463	DS-3FMP	7.2	PSC	Ball	TEAO	18	01

Note 01: OEM Replacement Catalog Number, See HVAC OEM Replacement Motor Cross Reference Chart

† All marks shown within this document are properties of their respective owners.



# Special Application Farm Single & Three Phase Direct Drive Poultry Fan



## APPLICATIONS:

For direct drive exhaust and vent fans in poultry and livestock houses.

## FEATURES:

- Ball Bearings
- 40°C Ambient
- TEAO Enclosure except where noted
- Class B Insulation
- Continuous Air Over Duty
- Discount Symbol: DS-3FMP (except where noted)

## Single Phase, Permanent Split Capacitor, Resilient Mount

HP	RPM	Voltage	Frame	Catalog Number	List	Mounting	SF	Total Length	Ship Wt.	Full Load Amps	Shaft Dim.	Notes
1/2	1800	115/230	48YZ	1850	\$295	Resilient	1.00	10.9	25	5.0/2.5	0.5 x 2.5	24

## Single Phase, Permanent Split Capacitor, Stud Mount

HP	RPM	Voltage	Frame	Catalog Number	List	Mounting	SF	Total Length	Ship Wt.	Full Load Amps	Shaft Dim.	Notes
1/2	900	115/230	48YZ	8102	\$446	Stud	1.25	10.2	22	6.0/3.0	0.625 x 2.625	24
	900	115/230	48YZ	FD12AA4P4ZS	\$308	Stud	1.00	9.2	23	6.4/3.2	0.625 x 2.625	24

## Single Phase, Permanent Split Capacitor, Rigid Mount

HP	RPM	Voltage	Frame	Catalog Number	List	Mounting	SF	Total Length	Ship Wt.	Full Load Amps	Shaft Dim.	Notes
1/2	900	115/230	56Z	FD12AA4P	\$587	Rigid	1.00	11.4	35	6.4/3.2	0.625 x 2.5	24

## Single Phase, Permanent Split Capacitor, Face Mount

HP	RPM	Voltage	Frame	Catalog Number	List	Mounting	SF	Total Length	Ship Wt.	Full Load Amps	Shaft Dim.	Notes
1	900	230	56CZ	FD1AA4KCR	\$551	Face	1.00	13.9	45	5.8	0.625 x 2.5	24
	900	230	56YZ	1837	\$837	Face	1.00	13.3	37	5.2	0.75 x 3.25	

## Three Phase, Face Mount

HP	RPM	Voltage	Frame	Catalog Number	List	Discount Symbol	SF	Total Length	Ship Wt.	Full Load Amps	Shaft Dim.	Notes
1	900	440-460	56YZ	8101	\$887	DS-3F	1.00	13.6	24	2.0	0.75 x 3.25	24
1-1/2	900	460	184TCH	UN32S4CKR	\$2,344	DS-3FTE	1.25	16.9	70	3.9		28, FTLS

Note 24: Automatic Reset Thermal Overload Protector

Note 28: TENV Enclosure

Note FTLS: Footless

† All marks shown within this document are properties of their respective owners.





# Special Application Agriculture Auger Duty Motors



Capacitor Start

## APPLICATIONS:

For use on augers.

## FEATURES:

- Totally Enclosed, Fan Cooled (except where noted)
- Class B Insulation
- Manual Reset Thermal Overload Protector
- 1/2 HP & Above Have ODE Shaft Extension for Hand Crank
- Ball Bearings
- 56Y are Keyed; 56YZ are Flat Shaft
- Reversible Rotation
- Footed (except where noted)

## Capacitor Start

HP	RPM	Voltage	Frame	Catalog Number	List	Discount Symbol	SF	Total Length	Ship Wt.	Full Load Amps	Notes
1/2	1800	115/230	56Y	1843	\$644	DS-3FMP	1.00	11.6	30	8.0/4.0 & 9.6/4.8	FTLS
	1800	115/230	56Y	FD12CM2PZY	\$515	DS-3FMP	1.00	11.2	28	8.0/4.0 & 9.6/4.8	
	1800	115/230	56Y	FD12CM2PZYR	\$350	DS-3FMP	1.00	12.2	28	8.6/4.3 & 10.4/5.4	FTLS
3/4	1800	115/230	56Y	FD34CM2PZYR	\$590	DS-3FMP	1.00	12.6	32	10.6/5.3 & 11.8/5.9	FTLS
	1800	115/230	56Z	FD34CM2PZY	\$568	DS-3FMP	1.00	12.2	32	10.6/5.3 & 11.8/5.9	
1	1800	115/230	56Y	8838	\$652	DS-3FMP	1.15	12.7	36	14.0/7.0	
1-1/2	1800	115/230	56HY	FD32CM2PHZY	\$814	DS-3FMP	1.15	13.9	45	16.2/8.1	

## Split Phase

HP	RPM	Voltage	Frame	Catalog Number	List	Discount Symbol	SF	Total Length	Ship Wt.	Full Load Amps	Notes
1/8	1800	115/230	56YZ	FD18BM2PZY	\$381	DS-3FMP	1.00	9.5	23	3.0/1.5	28
1/4	1800	115/230	56YZ	FD14BM2PZY	\$403	DS-3FMP	1.00	9.8	24	4.4/2.2 & 5.2/2.6	28
1/3	1800	115/230	56YZ	FD13BM2PZYR	\$313	DS-3FMP	1.00	11.5	22	5.3/2.6 & 5.9/3.0	28, FTLS

## Three Phase

HP	RPM	Voltage	Frame	Catalog Number	List	Discount Symbol	SF	Total Length	Ship Wt.	Full Load Amps	Notes
1/3	1800	208-230/460	56Y	FD13SM2DZYR	\$424	DS-3FMP	1.00	11.25	26	1.8-2.0/1.0	FTLS, 98
1/2	1800	208-230/460	56Y	FD12SM2DZYR	\$467	DS-3FMP	1.00	11.75	27	12.0-2.0/1.0	FTLS, 98
3/4	1800	208-230/460	56Y	FD34SM2DZYR	\$526	DS-3FMP	1.00	11.75	27	2.7-2.6/1.3	FTLS, 98
1	1800	208-230/460	56Y	FD1SM2DZYR	\$549	DS-3FMP	1.00	12.94	29	3.4-3.4/1.7	FTLS, 98
1-1/2	1800	208-230/460	56Y	FD32SM2DZYR	\$633	DS-3FMP	1.00	12.94	38	4.8-4.5/2.3	FTLS, 98

Note 28: TENV Enclosure

Note 98: 50/60 Hz


Note FTLS: Footless

Note: Definite Purpose Motors do not need to meet EPC efficiency.

† All marks shown within this document are properties of their respective owners.



# Special Application Agriculture Agri Duty Fan and Hatcher/Setter Motors



Agri Duty Fan

Hatcher &amp; Setter

## APPLICATIONS:

Agri duty fans designed for direct drive and vent fans in poultry and livestock houses. Hatcher and setter motors are used in hatchers and setters.

## FEATURES:

### Agri Duty Fan Motors

- Ball Bearings
- 40°C Ambient, Continuous Duty
- Totally Enclosed, Air Over (TEAO) Enclosure
- Rigid Base (except where noted)
- Class B Insulation
- Automatic Reset Thermal Overload Protector
- Built-in Conduit Box
- Split Phase & Capacitor Start (see notes below)

### Hatcher & Setter Motors

- Ball Bearings
- 40°C Ambient
- Totally Enclosed, Air Over (TEAO) Enclosure
- Class B Insulation
- Continuous Air Over Duty
- Permanent Split Capacitor
- Shaft Dimensions 0.5 Dia. X 1.5 Length
- Reversible Rotation (except where noted)

## Agri Duty Fan Motors – Single Phase

HP	RPM	Voltage	Frame	Catalog Number	List	Discount Symbol	SF	Total Length	Ship Wt.	Full Load Amps	Notes
1/3	1800	115/230	56	FD13BA2P	\$375	DS-3FMP	1.25	9.9	23	5.0/2.5	94
1/2	1800	115/230	56	FD12CA2P	\$432	DS-3FMP	1.15	10.1	23	9.0/4.5	24
	1800	115/208-230	56	FD12BA2P9	\$417	DS-3FMP	1.25	11.1	24	7.0/3.5	35, 94
	1800	115/230	56	FD12BA2P	\$406	DS-3FMP	1.25	11.3	24	8.0/4.0	94
3/4	1800	115/230	56	FD34BA2P	\$481	DS-3FMP	1.25	12.2	28	9.8/4.9	94
1	1800	115/230	56	FD1CA2J	\$552	DS-3FMP	1.15	12.4	27	8.4 / 4.2	60, CSCR
	1800	115/230	56	FD1CA2J9	\$566	DS-3FMP	1.15	12.4	25	10.3/5.15	
1-1/2	1800	115/230	56	FD32CA2P	\$653	DS-3FMP	1.15	12.6	42	13.0/6.5	

## Agri Duty Fan Motors – Three Phase

HP	RPM	Voltage	Frame	Catalog Number	List	Discount Symbol	SF	Total Length	Ship Wt.	Full Load Amps	Notes
1/2	1725/1425	208-230/460 & 190/380	56	FD12SA2D	\$336	DS-3FMP	1.15/1.00	10.1	26	1.8/0.9	24
1	1725/1425	208-230/460 & 190/380	56	FD1SA2D	\$415	DS-3FMP	1.15/1.00	11.1	26	3.1/1.5	24
1-1/2	1725/1425	208-230/460 & 190/380	56H	FD32SA2D	\$453	DS-3FMP	1.15/1.00	11.4	26	4.7/2.3	24

## Hatcher & Setter Motors

HP	RPM	Voltage	Frame	Catalog Number	List	Discount Symbol	SF	Total Length	Ship Wt.	Full Load Amps	Notes
1/4	1800	230	48Y	FD14AA2K4Z	\$408	DS-3FMP	1.00	8.0	18	1.4	24, 84
1/2	1800	115/230	48YZ	FD12AM2P4ZRS	\$487	DS-3FMP	1.00	9.4	19	5.0/2.5	23

Note 23: Manual Reset Thermal Overload Protector  
 Note 24: Automatic Reset Thermal Overload Protector  
 Note 35: Resilient Base  
 Note 60: Capacitor Start

Note 84: Non-Reversible  
 Note 94: Split Phase  
 Note CSCR: Capacitor Start Capacitor Run

† All marks shown within this document are properties of their respective owners.





# General Purpose Motors

**Horsepower:** 1 – 500 HP

**Frame Sizes:** 143 through 5811

**Phase:** Three Phase

**RPM:** 3600, 1800, 1200 or 900 RPM

**Voltage:**

- 200
- 208-230/460
- 230/460
- 460
- 575 Volts

**Enclosure:**

- Open Drip-Proof (ODP)
- Totally Enclosed, Fan Cooled (TEFC)

**Service Factor:** 1.15 SF or greater

**Insulation:** Class B or F Insulation

**Efficiency:** Premium Efficient, NEMA Premium<sup>†</sup> Efficient or EPC<sup>†</sup>

**Nameplate:** CE Mark on nameplate (180 Frame or larger)


**Agency:** UL<sup>†</sup> Recognized and CSA<sup>†</sup> Certified

**World Motor<sup>®</sup> Features:**

- Both 60 Hz and 50 Hz operations (without derating motor)
- 250 Frame and larger ratings suitable for wye-start delta run or across-the-line starting
- Energy Efficient per NEMA (2003) MG1, 12-10
- Meets EPC<sup>†</sup> 92 (USA), NOM 74 (Mexico), and CSA<sup>†</sup> C390 (Canada) efficiency levels
- AllGuard<sup>®</sup> Motor Quality System



**Open Drip-Proof Motors**



**UNIMOUNT<sup>®</sup> Motors**



**HOSTILE DUTY<sup>™</sup> Motors**



GENERAL PURPOSE MOTORS

<sup>†</sup> All marks shown within this document are properties of their respective owners.

# General Purpose Three Phase, Open Drip-Proof (ODP) NEMA Premium<sup>®†</sup> Efficient – IE3

**NEMA  
Premium**


DE, RE

## APPLICATIONS:

For use in pumps, fans, compressors, material handling and other general purpose applications where contaminants are minimal.

## FEATURES:

- World Motor<sup>®</sup> Features Except Where Noted
- Class F Insulation, Class B Rise At Service Factor
- Rolled Steel Frame 56-320, Cast Iron Frame 360-440
- Aluminum End Shields 56-250, Cast Iron End Shields 280-440
- "CE" Mark on Nameplate (140 Frame & Larger)
- 40°C Ambient, NEMA<sup>®†</sup> Design B Performance On 60 Hz Sine Wave Power
- 1.15 Service Factor
- Regreasable Bearings 180 Frame & Up
- Double Shielded Bearings 140-400, Open On 440
- Bearing Caps On 400 & 440 Frames
- F1 Assembly Position except where noted
- Lifting Provisions 210 Frame & Up
- Conversion Kits: Drip Cover Kits (140-320 Frame) See Page 169

HP	RPM	Voltage	Frame	Catalog Number	List	Discount Symbol	Total Length	Ship Wt.	Full Load Eff.	Full Load Amps	Notes
1/4	1800	208-230/460	48	D14S2D4	\$344	DS-3F	9.6	14	-	1.3-1.3/0.65	26, NNP
1/3	3600	208-230/460	56	D13S1A	\$352	DS-3F	9.6	16	-	1.4-1.5/0.75	26, NNP
	1800	208-230/460	56	D13S2A	\$297	DS-3F	9.9	25	-	1.5-1.7/0.8	26, NNP
1/2	3600	208-230/460	48	D12S1D4	\$370	DS-3F	9.4	18	-	1.8-1.8/0.9	26, NNP
	1800	208-230/460	56	D12S2A	\$366	DS-3F	10.0	25	-	1.98-1.9/98	26, NNP
	1200	208-230/460	56	D12S3A	\$548	DS-3F	12.0	25	-	2.2-2.2/1.1	26, NNP
3/4	3600	230/460	48	D34S1B	\$444	DS-3F	8.9	21	-	2.4/1.2	26, NNP
	1800	208-230/460	56	D34S2A	\$373	DS-3F	10.0	27	-	2.7-2.8/1.4	26, NNP
	1200	208-230/460	56H	D34S3AH	\$560	DS-3F	11.9	30	-	3.0/1.53.5/1.9	26, NNP
1	3600	208-230/460	56	D1S1A	\$376	DS-3F	10.4	27	-	2.8-2.9/1.4	26, NNP
	1800	208-230/460	56H	D1S2AH	\$394	DS-3F	11.1	25	-	3.4-3.4/1.7	26, NNP
	1800	208-230/460	56HZ	D1E2DHZ	\$450	DS-3F	12.0	29	-	4.0-3.8/1.9	26, NNP
	1800	200	143T	D1P2H	\$644	DS-3E	12.8	35	85.5	3.6	
	1800	208-230/460	143T	D1P2D	\$644	DS-3E	12.8	30	85.5	3.2-3.1/1.5	03
	1800	575	143T	D1P2G	\$644	DS-3E	12.8	30	85.5	1.3	
	1200	200	145T	D1P3H	\$756	DS-3E	12.8	35	82.5	4.5	
	1200	208-230/460	145T	D1P3D	\$756	DS-3E	14.1	35	82.5	4.0-4.0/2.0	03
	1200	575	145T	D1P3G	\$756	DS-3E	14.1	35	82.5	1.6	
	900	208-230/460	182T	D1E4D	\$762	DS-3FOP	15.0	50	75.5	4.4-4.6/2.3	03, NNP
1-1/2	3600	208-230/460	143T	D32P1D	\$635	DS-3E	12.8	30	85.5	4.2-3.8/1.9	03
	3600	575	143T	D32P1G	\$635	DS-3E	12.8	30	84.0	1.5	
	1800	200	145T	D32P2H	\$675	DS-3E	12.8	35	86.5	4.8	
	1800	208-230/460	145T	D32P2D	\$675	DS-3E	12.8	35	86.5	4.4-4.2/2.1	03
	1800	208-230/460	145T	D32P2D2	\$675	DS-3E	12.8	35	86.5	4.4-4.2/2.1	03, 05
	1800	575	145T	D32P2G	\$675	DS-3E	12.8	35	86.5	1.7	
	1200	200	182T	D32P2B2	\$885	DS-3E	15.0	50	86.5	6.0	03, 05
	1200	208-230/460	182T	D32P3D	\$885	DS-3E	15.0	50	86.5	5.2-5.0/2.5	03
	1200	575	182T	D32P3G	\$885	DS-3E	15.0	50	86.5	2.0	
	900	200	184T	D32E4H	\$925	DS-3FOP	15.0	60	78.5	7.4	NNP
2	3600	208-230/460	184T	D32E4D	\$925	DS-3FOP	15.0	60	77.0	6.2-6.7/3.4	03, NNP
	3600	575	184T	D32E4G	\$925	DS-3FOP	15.0	60	75.5	2.4	NNP
	3600	208-230/460	56H	D2S1AH	\$596	DS-3F	11.6	33	-	6.2-6.2/3.1	26, NNP
	3600	200	145T	D2P1H	\$744	DS-3E	12.8	35	85.5	5.6	
2	3600	208-230/460	145T	D2P1D	\$744	DS-3E	12.8	35	85.5	5.5-5.0/2.5	03
	3600	575	145T	D2P1G	\$744	DS-3E	12.8	35	85.5	2	
	1800	200	145T	D2P2H	\$722	DS-3E	12.8	35	86.5	6.4	

Note 03: 60/50 Hz rated with no derate on HP; 230/460 volt 60 Hz ratings operate on 190/380 volt 50 Hz; 460V 60 Hz ratings operate on 380V 50 Hz; Full 60 & 50 Hz data on Nameplate

Note 05: F2 Assembly Position

Note 26: Does not include World Motor<sup>®</sup> features

Note NNP: Non-NEMA Premium<sup>®†</sup> Rating

† All marks shown within this document are properties of their respective owners.



# General Purpose Three Phase, Open Drip-Proof (ODP) NEMA Premium<sup>®†</sup> Efficient – IE3 (continued)



DE, RE

HP	RPM	Voltage	Frame	Catalog Number	List	Discount Symbol	Total Length	Ship Wt.	Full Load Eff.	Full Load Amps	Notes
2	1800	200	145T	D2P2H2	\$722	DS-3E	12.8	35	86.5	6.4	05
	1800	208-230/460	145T	D2P2D	\$722	DS-3E	12.8	35	86.5	5.9-5.5/2.8	03
	1800	230/460	145T	D2P2B2	\$722	DS-3E	12.8	35	86.5	5.9-5.5/2.8	03, 05
	1800	575	145T	D2P2G	\$722	DS-3E	12.8	35	86.5	2.2	
	1800	208-230/460	56H	D2S2AH	\$485	DS-3F	11.5	33	-	6.0/3.0	26, NNP
	1800	208-230/460	56HZ	D2E2DHZ	\$515	DS-3F	12.4	36	85.5	6.6-6.6/3.3	26, NNP
	1200	200	184T	D2P3H	\$904	DS-3E	15.0	60	87.5	7.3	
	1200	208-230/460	184T	D2P3D	\$904	DS-3E	15.0	60	87.5	6.5-6.3/3.1	03
	1200	575	184T	D2P3G	\$904	DS-3E	15.0	60	87.5	2.4	
	900	200	213T	D2E4H	\$1,243	DS-3FOP	16.0	90	85.5	8.6	NNP
	900	208-230/460	213T	D2E4D	\$1,243	DS-3FOP	16.0	90	85.5	7.9-7.4/3.7	03, NNP
900	575	213T	D2E4G	\$1,243	DS-3FOP	16.0	90	85.5	2.9	NNP	
3	3600	200	145T	D3P1H	\$756	DS-3E	12.8	35	85.5	8.4	
	3600	208-230/460	145T	D3P1D	\$756	DS-3E	12.8	35	85.5	8.2-7.3/3.7	03
	3600	575	145T	D3P1G	\$756	DS-3E	12.8	35	85.5	2.9	
	1800	200	182T	D3P2H	\$779	DS-3E	15.0	50	89.5	9.0	
	1800	208-230/460	182T	D3P2D	\$779	DS-3E	15.0	50	89.5	8.4-7.8/3.9	03
	1800	575	182T	D3P2G	\$779	DS-3E	15.0	50	89.5	3.2	
	1800	208-230/460	56HZ	D3E2DHZ	\$722	DS-3F	13.5	45	86.5	9.7-9.4/4.6	26, NNP
	1200	200	213T	D3P3H	\$1,151	DS-3E	16.0	90	88.5	10.5	
	1200	208-230/460	213T	D3P3D	\$1,151	DS-3E	16.0	90	89.5	9.4-8.8/4.4	03
	1200	575	213T	D3P3G	\$1,151	DS-3E	16.0	90	88.5	3.6	
	900	200	215T	D3E4H	\$1,594	DS-3FOP	17.5	100	86.5	12.5	NNP
900	208-230/460	215T	D3E4D	\$1,594	DS-3FOP	17.5	100	86.5	11.6-11.0/5.5	03, NNP	
900	575	215T	D3E4G	\$1,594	DS-3FOP	17.5	100	86.5	4.4	NNP	
5	3600	200	182T	D5P1H	\$826	DS-3E	15.0	50	88.5	14.1	
	3600	208-230/460	182T	D5P1D	\$826	DS-3E	15.0	50	89.5	13.5-12.3/6.2	03
	3600	575	182T	D5P1G	\$826	DS-3E	15.0	50	89.5	4.9	
	1800	200	184T	D5P2H	\$854	DS-3E	15.0	60	89.5	14.7	
	1800	208-230/460	184T	D5P2D	\$854	DS-3E	15.0	60	89.5	13.8-13.0/6.5	03
	1800	575	184T	D5P2G	\$854	DS-3E	15.0	60	89.5	5.2	
	1200	200	215T	D5P3H	\$1,510	DS-3E	17.5	105	89.5	16.1	
	1200	208-230/460	215T	D5P3D	\$1,510	DS-3E	17.5	105	89.5	15.2-14.5/7.3	03
	1200	575	215T	D5P3G	\$1,510	DS-3E	17.5	105	89.5	5.7	
	900	200	254T	D5E4H	\$2,044	DS-3FOP	22.6	150	88.5	17.5	02, NNP
	900	208-230/460	254T	D5E4D	\$2,044	DS-3FOP	22.6	150	88.5	16.2-15.2/7.6	02, 03, NNP
900	575	254T	D5E4G	\$2,044	DS-3FOP	22.6	150	87.5	6.2	02, NNP	
7-1/2	3600	200	184T	D7P1H	\$1,313	DS-3E	15.0	60	88.5	20.8	
	3600	208-230/460	184T	D7P1D	\$1,313	DS-3E	15.0	60	89.5	20.1-18.3/9.1	03
	3600	575	184T	D7P1G	\$1,313	DS-3E	15.0	60	88.5	7.3	
	1800	200	213T	D7P2H	\$1,255	DS-3E	16.0	90	91.0	21.4	
	1800	208-230/460	213T	D7P2D	\$1,255	DS-3E	16.0	90	91.0	20.2-18.5/9.3	03
	1800	575	213T	D7P2G	\$1,255	DS-3E	16.0	90	91.0	7.2	
	1200	200	254T	D7P3H	\$1,814	DS-3E	22.6	150	91.0	21.9	02
	1200	208-230/460	254T	D7P3D	\$1,814	DS-3E	22.6	150	91.0	20.7-19.4/9.7	02, 03
1200	575	254T	D7P3G	\$1,814	DS-3E	22.6	150	91.0	7.8	02	

Note 02: Suitable for Wye-Delta start on voltages shown  
 Note 03: 60/50 Hz rated with no derate on HP; 230/460 volt 60 Hz ratings operate on 190/380 volt 50 Hz, 460V 60 Hz ratings operate on 380V 50 Hz; Full 60 & 50 Hz data on Nameplate

Note 05: F2 Assembly Position  
 Note 26: Does not include World Motor<sup>®</sup> features  
 Note NNP: Non-NEMA Premium<sup>®</sup> Rating

† All marks shown within this document are properties of their respective owners.



HVACR RESCUE

HVACR OEM

HVACR

HVACR KITS

GENERAL PURPOSE SINGLE PHASE

AGRICULTURE

GENERAL PURPOSE OPEN DRIP-PROOF

GENERAL PURPOSE UNIMOUNT

GENERAL PURPOSE HOSTILE DUTY

DEFINITE PURPOSE INVERTER DUTY

VARIABLE FREQUENCY DRIVES

COOLING TOWER DUTY

# General Purpose Three Phase, Open Drip-Proof (ODP) NEMA Premium<sup>®†</sup> Efficient – IE3 (continued)

**NEMA  
Premium**


DE, RE

HP	RPM	Voltage	Frame	Catalog Number	List	Discount Symbol	Total Length	Ship Wt.	Full Load Eff.	Full Load Amps	Notes
7-1/2	900	200	256T	D7E4H	\$2,600	DS-3FOP	23.2	160	88.5	26.6	02, NNP
	900	208-230/460	256T	D7E4D	\$2,600	DS-3FOP	23.2	160	88.5	23.9-22.8/11.4	02, 03, NNP
	900	575	256T	D7E4G	\$2,600	DS-3FOP	23.2	160	88.5	9.7	02, NNP
10	3600	200	213T	D10P1H	\$1,500	DS-3E	16.0	90	90.2	28.0	
	3600	208-230/460	213T	D10P1D	\$1,500	DS-3E	16.0	90	90.2	27.1-24.3/12.2	03
	3600	575	213T	D10P1G	\$1,500	DS-3E	16.0	90	90.2	9.7	
	1800	200	215T	D10P2H	\$1,523	DS-3E	17.5	105	91.7	28.1	
	1800	208-230/460	215T	D10P2D	\$1,523	DS-3E	17.5	105	91.7	26.3-23.8/11.9	03
	1800	575	215T	D10P2G	\$1,523	DS-3E	17.5	105	91.7	9.8	
	1200	200	256T	D10P3H	\$2,360	DS-3E	23.2	160	91.7	29.3	02
	1200	208-230/460	256T	D10P3D	\$2,360	DS-3E	22.6	160	91.7	27.3-25.5/12.7	02, 03
	1200	575	256T	D10P3G	\$2,360	DS-3E	22.0	160	91.7	10.2	02
	900	200	284T	D10E4H	\$3,084	DS-3FOP	24.9	225	89.5	33	02, NNP
	900	208-230/460	284T	D10E4D	\$3,084	DS-3FOP	24.9	225	89.5	31.0-29.2/14.6	02, 03, NNP
	900	575	284T	D10E4G	\$3,084	DS-3FOP	24.9	225	89.5	12.1	02, NNP
15	3600	200	215T	D15P1H	\$2,133	DS-3E	17.5	105	90.2	41	
	3600	208-230/460	215T	D15P1D	\$2,133	DS-3E	17.5	105	91.0	40.0-36.0/18.0	03
	3600	575	215T	D15P1G	\$2,133	DS-3E	17.5	105	90.2	14.6	
	1800	200	254T	D15P2H	\$2,158	DS-3E	22.6	150	93.0	42	02
	1800	208-230/460	254T	D15P2D	\$2,158	DS-3E	22.6	150	93.0	40.0-37.0/18.3	02, 03
	1800	575	254T	D15P2G	\$2,158	DS-3E	22.6	150	93.0	14.8	
	1200	200	284T	D15P3H	\$3,184	DS-3E	24.9	225	91.7	42.0	02
	1200	208-230/460	284T	D15P3D	\$3,184	DS-3E	24.9	225	91.7	41.0-37.0/18.5	02, 03
	1200	575	284T	D15P3G	\$3,184	DS-3E	24.9	225	91.7	14.7	02
	900	200	286T	D15E4H	\$4,053	DS-3FOP	24.9	250	89.5	49	02, NNP
	900	208-230/460	286T	D15E4D	\$4,053	DS-3FOP	24.9	250	89.5	46-43/21.4	02, 03, NNP
	900	575	286T	D15E4G	\$4,053	DS-3FOP	24.9	250	89.5	18	02, NNP
20	3600	200	254T	D20P1H	\$2,506	DS-3E	22.6	150	91.7	54	02
	3600	208-230/460	254T	D20P1D	\$2,506	DS-3E	22.6	150	92.4	52.0-47.0/23.4	02, 03
	3600	575	254T	D20P1G	\$2,506	DS-3E	20.0	150	91.0	18.7	
	1800	200	256T	D20P2H	\$2,711	DS-3E	22.6	160	93.0	56	02
	1800	208-230/460	256T	D20P2D	\$2,711	DS-3E	22.6	160	93.0	54-49/24.4	02, 03
	1800	575	256T	D20P2G	\$2,711	DS-3E	22.6	160	93.0	19.2	
	1200	200	286T	D20P3H	\$3,878	DS-3E	24.9	250	92.4	56.0	02
	1200	208-230/460	286T	D20P3D	\$3,878	DS-3E	24.9	250	92.4	53-49/24.3	02, 03
	1200	575	286T	D20P3G	\$3,878	DS-3E	24.9	250	92.4	19.3	02
	900	200	324T	D20E4H	\$4,796	DS-3FOP	27.3	385	90.2	62	02, NNP
	900	208-230/460	324T	D20E4D	\$4,796	DS-3FOP	27.3	385	90.2	60-54/26.9	02, 03, NNP
	900	575	324T	D20E4G	\$4,796	DS-3FOP	27.3	385	90.2	21.5	02, NNP
25	3600	200	256T	D25P1H	\$3,010	DS-3E	23.2	160	91.7	66.0	02
	3600	208-230/460	256T	D25P1D	\$3,010	DS-3E	22.6	160	93.0	63-57/28.3	02, 03, 14
	3600	575	256T	D25P1G	\$3,010	DS-3E	22.0	160	91.7	22.9	02
	1800	200	284T	D25P2H	\$3,306	DS-3E	24.9	225	94.1	67	02
	1800	208-230/460	284T	D25P2D	\$3,306	DS-3E	24.9	225	93.6	64-58/29	02, 03
	1800	575	284T	D25P2G	\$3,306	DS-3E	24.9	225	94.1	23	
	1800	200	284TS	D25P2HS	\$3,306	DS-3E	23.5	225	93.6	67	02
	1800	208-230/460	284TS	D25P2DS	\$3,306	DS-3E	23.5	225	93.6	64-58/29	02, 03

Note 02: Suitable for Wye-Delta start on voltages shown

Note 03: 60/50 Hz rated with no derate on HP; 230/460 volt 60 Hz ratings operate on 190/380 volt 50 Hz; 460V 60 Hz ratings operate on 380V 50 Hz; Full 60 & 50 Hz data on Nameplate

Note 14: NEMA<sup>®†</sup> Design ANote NNP: Non-NEMA Premium<sup>®†</sup> Rating

† All marks shown within this document are properties of their respective owners.



# General Purpose Three Phase, Open Drip-Proof (ODP) NEMA Premium<sup>®†</sup> Efficient – IE3 (continued)



DE, RE

HP	RPM	Voltage	Frame	Catalog Number	List	Discount Symbol	Total Length	Ship Wt.	Full Load Eff.	Full Load Amps	Notes
25	1800	460	284TS	D25P2CS	\$3,306	DS-3E	23.5	225	94.1	29.2	
	1800	575	284TS	D25P2GS	\$3,306	DS-3E	23.5	225	93.6	23.1	02
	1200	200	324T	D25P3H	\$4,684	DS-3E	27.3	385	93.0	67	02
	1200	208-230/460	324T	D25P3D	\$4,684	DS-3E	27.3	385	93.0	65-59/29.4	02, 03, 14
	1200	575	324T	D25P3G	\$4,684	DS-3E	27.3	385	93	23.5	02
	900	200	326T	D25E4H	\$5,681	DS-3FOP	27.3	460	90.2	79	02, NNP
	900	208-230/460	326T	D25E4D	\$5,681	DS-3FOP	27.3	460	91.0	74-67/33	02, 03, NNP
	900	575	326T	D25E4G	\$5,681	DS-3FOP	27.3	460	90.2	27	02, NNP
30	3600	200	284TS	D30P1HS	\$3,551	DS-3E	23.5	225	93.6	78	14
	3600	208-230/460	284TS	D30P1DS	\$3,551	DS-3E	23.5	225	92.4	79-68/34	02, 03
	3600	575	284TS	D30P1GS	\$3,551	DS-3E	23.5	225	93.0	27.4	
	1800	200	286T	D30P2H	\$3,615	DS-3E	24.9	250	94.1	79	02
	1800	208-230/460	286T	D30P2D	\$3,615	DS-3E	24.9	250	94.1	77-69/34	02, 03
	1800	575	286T	D30P2G	\$3,615	DS-3E	24.9	250	94.1	27.7	
	1800	200	286TS	D30P2HS	\$3,615	DS-3E	23.5	250	94.1	79	02
	1800	208-230/460	286TS	D30P2DS	\$3,615	DS-3E	23.5	250	94.1	77-69/34	02, 03
	1800	575	286TS	D30P2GS	\$3,615	DS-3E	23.5	250	94.1	27.5	02
	1200	200	326T	D30P3H	\$4,886	DS-3E	27.3	460	93.6	81	02
	1200	208-230/460	326T	D30P3D	\$4,886	DS-3E	27.3	460	93.6	78-70/35	02, 03
	1200	575	326T	D30P3G	\$4,886	DS-3E	27.3	460	93.6	28	02, 14
	900	230/460	364T	D30E4E	\$6,297	DS-3FOP	28.7	580	92.4	78/39	02, 03, NNP
900	575	364T	D30E4G	\$6,297	DS-3FOP	28.7	580	91.0	30	02, NNP	
40	3600	200	286TS	D40P1HS	\$4,580	DS-3E	23.5	250	93.6	103	02, 14
	3600	208-230/460	286TS	D40P1DS	\$4,580	DS-3E	23.5	250	93.6	100-90/45	02, 03, 14
	3600	575	286TS	D40P1GS	\$4,580	DS-3E	23.5	250	93.0	36	
	1800	200	324T	D40P2H	\$4,716	DS-3E	27.3	385	94.1	105	
	1800	208-230/460	324T	D40P2D	\$4,716	DS-3E	27.3	385	94.1	102-91/46	02, 03
	1800	575	324T	D40P2G	\$4,716	DS-3E	27.3	385	94.5	37	
	1800	200	324TS	D40P2HS	\$4,716	DS-3E	25.8	385	94.1	105	02
	1800	208-230/460	324TS	D40P2DS	\$4,716	DS-3E	25.8	385	94.1	102-91/46	02, 03
	1800	575	324TS	D40P2GS	\$4,716	DS-3E	25.8	385	94.1	37	02
	1200	230/460	364T	D40P3E	\$6,963	DS-3E	29.0	580	94.5	92/46	02, 03
	1200	575	364T	D40P3G	\$6,963	DS-3E	28.7	580	94.5	37	02
	900	230/460	365T	D40E4E	\$7,800	DS-3FOP	29.7	600	91.0	106/53	02, 03, NNP
	900	575	365T	D40E4G	\$7,800	DS-3FOP	29.7	600	91.7	42	02, NNP
	50	3600	200	324TS	D50P1HS	\$4,989	DS-3E	26.0	385	93.0	134
3600		208-230/460	324TS	D50P1DS	\$4,989	DS-3E	26.0	385	93.0	130-117/59	02, 03
3600		575	324TS	D50P1GS	\$4,989	DS-3E	26.0	385	93.0	47	02
1800		200	326T	D50P2H	\$5,206	DS-3E	27.3	460	94.5	130	02
1800		208-230/460	326T	D50P2D	\$5,206	DS-3E	27.3	460	94.5	126-113/56	02, 03
1800		575	326T	D50P2G	\$5,206	DS-3E	27.3	460	94.5	46	
1800		200	326TS	D50P2HS	\$5,206	DS-3E	25.8	460	94.5	130	02
1800		208-230/460	326TS	D50P2DS	\$5,206	DS-3E	25.8	460	93.6	126-113/56	02, 03
1800		460	326TS	D50P2FS	\$5,206	DS-3E	25.8	460	94.5	56	02, 03
1800		575	326TS	D50P2GS	\$5,206	DS-3E	25.8	460	93.0	52	02
1200		230/460	365T	D50P3E	\$8,428	DS-3E	30	600	94.5	115/57	02, 03
1200		575	365T	D50P3G	\$8,428	DS-3E	29.7	600	94.5	46	02

Note 02: Suitable for Wye-Delta start on voltages shown  
 Note 03: 60/50 Hz rated with no derate on HP; 230/460 volt 60 Hz ratings operate on 190/380 volt 50 Hz; 460V 60 Hz ratings operate on 380V 50 Hz; Full 60 & 50 Hz data on Nameplate

Note 14: NEMA<sup>®</sup> Design A  
 Note NNP: Non-NEMA Premium<sup>®</sup> Rating

† All marks shown within this document are properties of their respective owners.



HVAC RESCUE

HVAC OEM

HVAC

HVAC KITS

GENERAL PURPOSE SINGLE PHASE

AGRICULTURE

GENERAL PURPOSE OPEN DRIP-PROOF

GENERAL PURPOSE UNIMOUNT

GENERAL PURPOSE HOSTILE DUTY

DEFINITE PURPOSE INVERTER DUTY

VARIABLE FREQUENCY DRIVES

COOLING TOWER DUTY

# General Purpose Three Phase, Open Drip-Proof (ODP) NEMA Premium<sup>®†</sup> Efficient – IE3 (continued)

**NEMA  
Premium**


DE, RE

HP	RPM	Voltage	Frame	Catalog Number	List	Discount Symbol	Total Length	Ship Wt.	Full Load Eff.	Full Load Amps	Notes
50	900	230/460	404T	D50E4E	\$9,293	DS-3FOP	32.6	750	91.7	132/66	02, 03, NNP
	900	575	404T	D50E4G	\$9,293	DS-3FOP	32.6	750	92.4	53	02, NNP
60	3600	200	326TS	D60P1HS	\$6,311	DS-3E	26	460	94.1	156	02
	3600	208-230/460	326TS	D60P1DS	\$6,311	DS-3E	26	460	93.6	152-136/68	02, 03
	3600	575	326TS	D60P1GS	\$6,311	DS-3E	26	460	93.6	54	02, 14
	1800	230/460	364T	D60P2E	\$6,554	DS-3E	29	580	95.0	138/69	02, 03
	1800	575	364T	D60P2G	\$6,554	DS-3E	29	580	95.0	55	
	1800	230/460	364TS	D60P2ES	\$6,554	DS-3E	26.6	580	95.0	138/69	02, 03
	1800	460	364TS	D60P2FS	\$6,554	DS-3E	26.6	580	95.0	69	02, 03
	1800	575	364TS	D60P2GS	\$6,554	DS-3E	26.6	580	95.0	55	02
	1200	230/460	404T	D60P3E	\$10,488	DS-3E	33	750	95.0	137/69	02, 03
	900	230/460	405T	D60E4E	\$10,775	DS-3FOP	34.1	800	92.4	158/79	02, 03, NNP
	900	575	405T	D60E4G	\$10,775	DS-3FOP	34.1	800	92.4	62	02, NNP
	75	3600	230/460	364TS	D75P1ES	\$8,282	DS-3E	27.3	580	94.1	171/86
3600		575	364TS	D75P1GS	\$8,282	DS-3E	27.3	580	94.1	69	02
1800		230/460	365T	D75P2E	\$8,045	DS-3E	30	600	95.0	172/86	02, 03
1800		575	365T	D75P2G	\$8,045	DS-3E	30	600	95.0	69	
1800		230/460	365TS	D75P2ES	\$8,045	DS-3E	27.6	600	95.0	172/86	02, 03
1800		460	365TS	D75P2FS	\$8,045	DS-3E	27.6	600	95.0	86	02, 03
1800		575	365TS	D75P2GS	\$8,045	DS-3E	27.6	600	95.0	69	02
1200		230/460	405T	D75P3E	\$11,678	DS-3E	34	800	95.0	172/86	02, 03
1200		575	405T	D75P3G	\$11,678	DS-3E	34.1	800	94.5	69	02
900		230/460	444T	D75E4E	\$12,961	DS-3FOP	37.8	1100	93.6	188/94	02, 03, NNP
900		575	444T	D75E4G	\$12,961	DS-3FOP	37.8	1100	94.1	74	02, NNP
100		3600	230/460	365TS	D100P1ES	\$8,853	DS-3E	28	600	94.5	225/112
	3600	575	365TS	D100P1GS	\$8,853	DS-3E	28	600	94.1	90	02
	1800	230/460	404T	D100P2E	\$9,175	DS-3E	33	750	95.4	225/112	02, 03
	1800	575	404T	D100P2G	\$9,175	DS-3E	33	750	95.4	90	02
	1800	230/460	404TS	D100P2ES	\$9,175	DS-3E	30	750	95.4	225/112	02, 03
	1800	460	404TS	D100P2FS	\$9,175	DS-3E	29.6	750	95.4	112	02, 03
	1800	575	404TS	D100P2GS	\$9,175	DS-3E	29.6	750	95.4	90	02
	1200	230/460	444T	D100P3E	\$11,829	DS-3E	37.8	1100	95.4	242/121	02, 03
	1200	460	444T	D100P3C	\$11,829	DS-3E	38	1100	95.4	121	
	1200	575	444T	D100P3G	\$11,829	DS-3E	37.8	1100	95.0	98	02
	900	230/460	445T	D100E4E	\$18,278	DS-3FOP	39.8	1200	93.6	246/123	02, 03, NNP
	900	575	445T	D100E4G	\$18,278	DS-3FOP	39.8	1200	94.1	98	02, NNP
125	3600	460	404TS	D125P1FS	\$10,889	DS-3E	30	750	95.0	136	02, 03
	3600	575	404TS	D125P1GS	\$10,889	DS-3E	30	750	94.5	109	02
	1800	460	405T	D125P2F	\$11,254	DS-3E	34	800	95.4	140	02, 03
	1800	575	405T	D125P2G	\$11,254	DS-3E	34	800	95.4	112	
	1800	460	405TS	D125P2FS	\$11,254	DS-3E	31.1	800	95.4	140	02, 03
	1800	575	405TS	D125P2GS	\$11,254	DS-3E	31.1	800	95.4	112	02
	1200	460	445T	D125P3F	\$13,882	DS-3E	40	1200	95.4	151	02, 03
	1200	575	445T	D125P3G	\$13,882	DS-3E	39.8	1200	95.4	121	02
	900	460	445T	D125E4F	\$18,979	DS-3FOP	39.8	1200	93.6	155	02, 03, NNP
	900	575	445T	D125E4G	\$18,979	DS-3FOP	39.8	1200	93.6	124	02, NNP

Note 02: Suitable for Wye-Delta start on voltages shown

Note 03: 60/50 Hz rated with no derate on HP; 230/460 volt 60 Hz ratings operate on 190/380 volt 50 Hz; 460V 60 Hz ratings operate on 380V 50 Hz; Full 60 & 50 Hz data on Nameplate

Note 14: NEMA<sup>®†</sup> Design ANote NNP: Non-NEMA Premium<sup>®†</sup> Rating

† All marks shown within this document are properties of their respective owners.





# General Purpose Three Phase, Open Drip-Proof (ODP) NEMA Premium<sup>®†</sup> Efficient – IE3 (continued)

**NEMA  
Premium**



DE, RE

HP	RPM	Voltage	Frame	Catalog Number	List	Discount Symbol	Total Length	Ship Wt.	Full Load Eff.	Full Load Amps	Notes
150	3600	460	405TS	D150P1FS	\$13,432	DS-3E	31	800	94.5	164	
	3600	575	405TS	D150P1GS	\$13,432	DS-3E	31	800	94.1	131	
	1800	460	444T	D150P2F	\$12,502	DS-3E	38	1100	96.2	169	14
	1800	575	444T	D150P2G	\$12,502	DS-3E	38	1100	95.8	136	14
	1800	460	444TS	D150P2FS	\$12,502	DS-3E	34	1100	95.8	168	02, 03, 14
	1800	575	444TS	D150P2GS	\$12,502	DS-3E	34	1100	95.8	134	02, 14
	1200	460	445T	D150P3F	\$16,349	DS-3E	40	1200	95.8	190	02, 03
	900	460	447T	D150E4F	\$21,413	DS-3FOP	43.3	1700	94.1	183	02, 03, NNP
	900	575	447T	D150E4G	\$21,413	DS-3FOP	43.3	1700	94.1	146	02, NNP
200	3600	460	444TS	D200P1FS	\$15,223	DS-3E	34	1100	95.0	228	02, 03
	3600	575	444TS	D200P1GS	\$15,223	DS-3E	34	1100	95	181	02
	1800	460	445T	D200P2F	\$15,624	DS-3E	40	1200	96.2	231	
	1800	575	445T	D200P2G	\$15,624	DS-3E	40	1200	95.8	188	
	1800	460	445TS	D200P2FS	\$15,624	DS-3E	36	1200	96.2	231	02, 03
	1800	575	445TS	D200P2GS	\$15,624	DS-3E	36	1200	95.8	188	02
	1200	460	447T	D200P3F	\$21,492	DS-3E	43	1700	95.4	250	02, 03
	1200	575	445T	D200P3G	\$21,492	DS-3E	39.8	1700	95.4	205	02
	900	460	449T	D200E4F	\$21,779	DS-3FOP	48.3	2000	93.6	255	02,03,57,NNP
900	575	449T	D200E4G	\$21,779	DS-3FOP	48.3	2000	93.6	202	02, 57, NNP	
250	3600	460	445TS	D250P1FS	\$25,637	DS-3E	36	1200	95.4	282	02, 03
	3600	575	445TS	D250P1GS	\$25,637	DS-3E	36	1200	95	223	02
	3600	460	445TS	D250E1FS	\$16,053	DS-3FOP	36.0	1200	95.0	281	02, 03, NNP
	1800	460	445T	D250E2F	\$15,982	DS-3FOP	39.8	1200	95.4	277	02, 03, NNP
	1800	575	445T	D250E2G	\$15,982	DS-3FOP	39.8	1200	95.4	221	02, NNP
	1800	460	445TS	D250E2FS	\$15,982	DS-3FOP	36.0	1200	95.4	277	02, 03, NNP
	1800	575	445TS	D250E2GS	\$15,982	DS-3FOP	36.0	1200	95.4	221	02, NNP
	1800	460	447T	D250P2F	\$17,666	DS-3E	43	1700	96.2	286	02, 03
	1800	575	447T	D250P2G	\$17,666	DS-3E	39.8	1700	95.8	228	02
	1800	460	447TS	D250P2FS	\$17,666	DS-3E	36	1700	95.8	284	02, 03
	1800	575	447TS	D250P2GS	\$17,666	DS-3E	36	1700	95.8	228	02
	1200	460	447T	D250P3F	\$24,438	DS-3E	43.3	1700	95.4	284	02, 03
1200	575	447T	D250P3G	\$24,438	DS-3E	43.3	1700	95.4	228	02	
300	3600	460	445TS	D300E1FS	\$25,097	DS-3FOP	36.0	1200	95.4	326	02, 03, NNP
	1800	460	447T	D300E2F	\$20,948	DS-3FOP	43.3	1700	95.4	329	02, 03, NNP
	1800	460	447TS	D300E2FS	\$20,948	DS-3FOP	39.5	1700	95.4	329	02, 03, NNP
	1800	575	447TS	D300E2GS	\$20,948	DS-3FOP	39.5	1700	95.4	263	02, NNP
350	3600	460	447TS	D350E1FS	\$28,725	DS-3FOP	39.5	1700	95.4	377	02, 03, NNP
	1800	460	447T	D350E2F	\$28,380	DS-3FOP	43.3	1700	95.8	383	02, 03, NNP
	1800	460	447TS	D350E2FS	\$28,380	DS-3FOP	39.5	1700	95.8	383	02, 03, NNP
400	3600	460	449TS	D400E1FS	\$33,700	DS-3FOP	44.5	2000	95.4	434	NNP
	1800	460	449TM	D400E2F	\$30,802	DS-3FOP	44.5	2000	95.8	441	02,03,57,NNP

Note 02: Suitable for Wye-Delta start on voltages shown

Note 03: 60/50 Hz rated with no derate on HP; 230/460 volt 60 Hz ratings operate on 190/380 volt 50 Hz, 460V 60 Hz ratings operate on 380V 50 Hz; Full 60 & 50 Hz data on Nameplate

Note 14: NEMA<sup>®†</sup> Design A

Note 57: Not suitable for belted applications  
Note NNP: Non-NEMA Premium<sup>®†</sup> Rating

† All marks shown within this document are properties of their respective owners.



HVACR  
RESERVE

HVACR  
OEM

HVACR

HVACR  
KITS

GENERAL PURPOSE  
SINGLE PHASE

AGRICULTURE

GENERAL PURPOSE  
OPEN DRIP-PROOF

GENERAL PURPOSE  
UNIMOUNT

GENERAL PURPOSE  
HOSTILE DUTY

DEFINITE PURPOSE  
INVERTER DUTY

VARIABLE  
FREQUENCY  
DRIVES

COOLING  
TOWER  
DUTY

# General Purpose Three Phase, Open Drip-Proof (ODP) NEMA Premium<sup>®†</sup> Efficient – IE3, C-Face




DE, RE

## APPLICATIONS:

For use on pumps, fans, compressors, material handling and other general purpose applications where contaminants are minimal.

## FEATURES:

- World Motor<sup>®</sup> Features Except Where Noted
- Class F Insulation, Class B Rise at Service Factor (140 Frame & Larger)
- Rolled Steel Frame 56-320, Cast Iron Frame 360-440
- Aluminum End Shields 56-250, Cast Iron End Shields 280-440
- "CE" Mark on Nameplate (140 Frame & Larger)
- Full 50 & 60 Hertz Operating Data on Nameplate (140 Frame & Larger)
- 40°C Ambient, NEMA<sup>®†</sup> Design B Performance On 60 Hz Sine Wave Power
- Full HP @ 50 Hz
- Regreasable Bearings 250 Frame & Up
- Double Shielded Bearings 48-400
- Bearing Cap On 440 Frame
- Suitable for Wye-Delta Start 250 Frame & Larger
- F1 Assembly Position
- Lifting Provisions 210 Frame & Up
- Conversion Kits: Drip Cover Kits (140-320 Frame), See Page 169

HP	RPM	Voltage	Frame	Catalog Number	List	Discount Symbol	Mounting	SF	Length	Ship Wt.	Full Load Eff.	Full Load Amps	Notes
3/4	3600	208-230/460	56C	EE508	\$444	DS-3F	Footless	1.50	11.3	25	-	2.7-2.8/1.4	03, NNP
	1800	208-230/460	56C	D34S2ACR	\$366	DS-3F	Footless	1.25	11.4	22	-	2.8-2.7/1.4	NNP
	1200	208-230/460	56C	D34S3DCR	\$704	DS-3F	Footless	1.15	12.0	30	-	3.4-3.5/1.7	26, NNP
1	3600	208-230/460	56C	EE511B	\$469	DS-3F	Footed	1.40	11.1	26	-	3.5-3.4/1.7	03, NNP
	3600	208-230/460	56C	EE511	\$464	DS-3F	Footless	1.40	11.6	26	-	3.5-3.4/1.7	03, NNP
	1800	208-230/460	56HC	D1S2AHC	\$353	DS-3F	Footed	1.25	12.0	28	-	3.2-3.0/1.5	NNP
1-1/2	3600	208-230/460	56C	D32S1AHC	\$541	DS-3F	Footed	1.15	11.9	27	-	4.7-4.4/2.2	26, NNP
	3600	208-230/460	56C	EE609	\$537	DS-3F	Footless	1.30	11.4	27	-	4.4-4.3/2.2	03, NNP
	1800	208-230/460	56C	D32S2ACR	\$482	DS-3F	Footless	1.25	12.4	32	-	4.9-5.0/2.5	03, NNP
2	3600	208-230/460	56C	D2S1AHC	\$710	DS-3F	Footed	1.15	11.9	33	-	6.0-5.4/2.7	NNP
	3600	208-230/460	56C	EE612	\$705	DS-3F	Footless	1.20	11.9	33	-	5.5-5.1/2.5	NNP
	1800	208-230/460	56C	EE708	\$705	DS-3F	Footless	1.15	13.1	38	-	6.2-5.8/2.9	NNP
3	3600	208-230/460	56C	EE736	\$775	DS-3F	Footless	1.15	12.9	35	-	7.9-7.6/3.8	NNP
5	1800	208-230/460	184TC	D5P2DC	\$1,008	DS-3E	Footed	1.15	16.0	60	89.5	13.8-13.0/6.5	03
7-1/2	3600	208-230/460	184TC	D7P1DC	\$1,467	DS-3E	Footed	1.15	16.0	60	88.5	20.3-18.1/9.1	03
	1800	208-230/460	213TC	D7P2DC	\$1,410	DS-3E	Footed	1.15	17.0	90	91.0	20.2-18.5/9.3	03
10	1800	208-230/460	215TC	D10P2DC	\$1,677	DS-3E	Footed	1.15	18.0	105	91.7	26.3-23.8/11.9	03
15	3600	208-230/460	215TC	D15P1DC	\$2,287	DS-3E	Footed	1.15	18.0	105	91.0	40-36/18	03
	1800	208-230/460	254TC	D15P2DC	\$2,367	DS-3E	Footed	1.15	23.0	150	93.0	40-37/18.3	02, 03
20	1800	208-230/460	256TC	D20P2DC	\$2,921	DS-3E	Footed	1.15	24.0	160	93.0	50-49/24.4	02, 03
	3600	208-230/460	256TC	D25P1DC	\$3,219	DS-3E	Footed	1.15	24.0	160	93.0	63-57/28.7	02, 03, 14
25	1800	208-230/460	284TC	D25P2DC	\$3,638	DS-3E	Footed	1.15	25.0	225	83.6	64-58/29	02, 03
	3600	208-230/460	286TSC	D40P1DSC	\$4,912	DS-3E	Footed	1.15	24.0	250	93.6	100-90/45	02, 03, 14
40	3600	208-230/460	324TSC	D50P1DSC	\$5,466	DS-3E	Footed	1.15	26.0	400	93.0	116/58	02, 03
	1800	208-230/460	326TC	D50P2DC	\$5,684	DS-3E	Footed	1.15	27.0	430	94.5	116/58	02, 03
60	3600	208-230/460	326TSC	D60P1DSC	\$6,788	DS-3E	Footed	1.15	26.0	430	93.6	136/68	02, 03

Note 02: Suitable for Wye-Delta start on voltages shown

Note 03: 60/50 Hz rated with no derate on HP; 230/460 volt 60 Hz ratings operate on 190/380 volt 50 Hz, 460V 60 Hz ratings operate on 380V 50 Hz; Full 60 & 50 Hz data on Nameplate

Note 14: NEMA<sup>®†</sup> Design A

Note 26: Does not include World Motor<sup>®</sup> features  
Note NNP: Non-NEMA Premium<sup>®†</sup> Rating

† All marks shown within this document are properties of their respective owners.



# General Purpose Three Phase, Open Drip-Proof (ODP) Energy Efficient, Resilient Base

## APPLICATIONS:

For use on pumps, fans, compressors, material handling and other general purpose applications where contaminants are minimal.

## FEATURES:

- Rolled Steel Frame
- Aluminum End Shields
- 40°C Ambient
- F1 Assembly Position
- Motors Do Not Include World Motor® Features

HP	RPM	Voltage	Frame	Catalog Number	List	Discount Symbol	SF	Total Length	Ship Wt.	Full Load Amps	Notes
1/3	1800	208-230/460	56	D13S2A9	\$327	DS-3F	1.35	11.8	20	1.4-1.4/0.7	
1/2	1800	208-230/460	56	D12S2A9	\$325	DS-3F	1.25	11.9	22	1.98-1.9/1.4	
3/4	1800	208-230/460	56	D34S2A9	\$345	DS-3F	1.25	12.3	23	2.8-2.7/1.4	
1	1800	208-230/460	56H	D1S2AH9	\$394	DS-3F	1.25	12.8	27	3.2-3.0/1.5	
1 1/2	3600	208-230/460	56H	D32SA1AH9	\$541	DS-3F	1.15	12.8	26	4.7-4.4/2.2	
	1800	208-230/460	56H	D32S2AH9	\$412	DS-3F	1.25	12.8	29	4.9-5.0/2.5	

# General Purpose Three Phase Open Drip-Proof (ODP) Energy Efficient, C-Face



D, R, FD, FR

## APPLICATIONS:

For use on pumps, fans, compressors, material handling and other general purpose applications where contaminants are minimal.

## FEATURES:

- World Motor® Features Except Where Noted
- Rolled Steel Frame
- Aluminum End Shields
- 40°C Ambient, NEMA® Design B Performance On 60 Hz Sine Wave Power
- Full HP @ 50 Hz
- Double Shielded Bearings
- F1 Assembly Position

HP	RPM	Voltage	Frame	Catalog Number	List	Discount Symbol	Mounting	SF	Total Length	Ship Wt.	Full Load Amps	Notes
3/4	3600	208-230/460	56C	EE508	\$444	DS-3F	Footless	1.50	11.3	25	2.7-2.8/1.4	03
	1800	208-230/460	56C	D34S2ACR	\$366	DS-3F	Footless	1.25	11.4	22	2.8-2.7/1.4	
	1200	208-230/460	56C	D34S3DCR	\$704	DS-3F	Footless	1.15	12.0	30	3.4-3.5/1.7	26
1	3600	208-230/460	56C	EE511	\$464	DS-3F	Footless	1.40	11.6	26	3.5-3.4/1.7	03
	3600	208-230/460	56C	EE511B	\$469	DS-3F	Footed	1.40	11.1	26	3.5-3.4/1.7	03
	1800	208-230/460	56HC	D1S2AHC	\$353	DS-3F	Footed	1.25	12.0	28	3.2-3.0/1.5	
1-1/2	3600	208-230/460	56C	EE609	\$537	DS-3F	Footless	1.30	11.4	27	4.4-4.3/2.2	03
	3600	208-230/460	56C	D32S1AHC	\$541	DS-3F	Footed	1.15	11.9	27	4.7-4.4/2.2	26
	1800	208-230/460	56C	D32S2ACR	\$482	DS-3F	Footless	1.25	12.4	32	4.9-5.0/2.5	03
2	3600	208-230/460	56C	EE612	\$705	DS-3F	Footless	1.20	11.9	33	5.5-5.1/2.5	
	3600	208-230/460	56C	D2S1AHC	\$710	DS-3F	Footed	1.15	11.9	33	6.0-5.4/2.7	
	1800	208-230/460	56C	EE708	\$705	DS-3F	Footless	1.15	13.1	38	6.2-5.8/2.9	
3	3600	208-230/460	56C	EE736	\$775	DS-3F	Footless	1.15	12.9	35	7.9-7.6/3.8	

Note 03: 60/50 Hz rated with no derate on HP; 230/460 volt 60 Hz ratings operate on 190/380 volt 50 Hz, 460V 60 Hz ratings operate on 380V 50 Hz; Full 60 & 50 Hz data on Nameplate

Note 26 : Does not include World Motor® features

† All marks shown within this document are properties of their respective owners.



# General Purpose Three Phase, Totally Enclosed, Fan Cooled (TEFC) UNIMOUNT® NEMA Premium<sup>®†</sup> Efficient – IE3




UTE

## APPLICATIONS:

For general industrial equipment including fans, blowers, compressors, pumps and direct connected equipment.

## FEATURES:

- World Motor® Features, Except Where Noted
- Class F Insulation, Class B Rise at Full Load On 60 Hertz Sine Wave Power
- Aluminum Frame (180-280), Rolled Steel (56-140)
- "CE" Mark on Nameplate (140 Frame & Larger)
- Shaft Slinger on Pulley End
- Full 50 & 60 Hertz Operating Data on Nameplate (03)
- Full HP @ 50 Hz
- Field Convertible to F2 Assembly (180 Frame & Up)
- 40°C Ambient, NEMA<sup>®†</sup> Design B Performance On 60 Hertz Sine Wave Power
- Regreasable Shaft-End Bearings 180 Frame & Up
- Sealed Bearings 56-140 Frame, Double Shielded 180-280 Frame
- Suitable for Wye-Delta Start 250 Frame & Larger
- Dual Voltage Ratings Suitable for Part Winding Start (PWS) on Low Voltage
- Lifting Provisions 180 Frame & Up
- Conversion Kits: Drip Cover & Brakes (56-210 Frame), See Pages 169-171

HP	RPM	Voltage	Frame	Catalog Number	List	Discount Symbol	SF	Total Length	Ship Wt.	Full Load Eff.	Full Load Amps	Notes
1/4	1800	208-230/460	56	T14S2A	\$378	DS-3F	1.15	10.9	17	-	1.1-1.1/1.5	03, 19, NNP
	1200	208-230/460	56	T14S3A	\$575	DS-3F	1.15	11.9	17	-	1.4-1.5/1.76	NNP
1/3	1800	208-230/460	56	T13S2A	\$389	DS-3F	1.15	11.4	20	-	1.3-1.3/0.6	03, NNP
1/2	3600	208-230/460	48	T12S1D4	\$432	DS-3F	1.00	10.7	19	-	1.8-1.8/1.0	03, NNP
	3600	208-230/460	56	T12S1A	\$390	DS-3F	1.15	10.9	20	-	2.0-2.0/1.0	03, NNP
	1800	208-230/460	56	T12S2A	\$482	DS-3F	1.15	11.9	21	-	1.8-1.8/0.9	03, NNP
	1800	575	56	T12S2G	\$482	DS-3F	1.15	11.3	23	-	0.80	03, NNP
	1200	208-230/460	56	T12S3A	\$552	DS-3F	1.15	11.9	23	-	2.2-2.3/1.1	NNP
	1200	575	56	T12S3G	\$552	DS-3F	1.15	11.9	26	-	0.85	NNP
3/4	3600	208-230/460	56	T34S1A	\$474	DS-3F	1.15	11.9	22	-	2.5-2.5/1.2	03, NNP
	1800	208-230/460	56	T34S2A	\$518	DS-3F	1.15	11.9	23	-	3.0-3.0/1.5	03, NNP
	1800	575	56	T34S2G	\$518	DS-3F	1.15	12.5	25	-	1.1	37, NNP
	1200	208-230/460	143T	T34S3B14	\$713	DS-3F	1.15	12.8	30	75.5	3.4-3.5/1.7	NNP
	1200	208-230/460	56H	T34S3AH	\$644	DS-3F	1.15	12.9	31	-	3.1-3.2/1.6	NNP
1	3600	208-230/460	56	T1P1A	\$331	DS-3F	1.15	11.9	23	-	3.4-3.2/1.6	03, NNP
	3600	208-230/460	56	U1E1D	\$415	DS-3F	1.25	12.5	32	-	3.1-2.7/1.4	03, NNP
	3600	575	56	U1E1G	\$415	DS-3F	1.25	12.5	32	-	1.2	NNP
	1800	208-230/460	56H	T1S2AH	\$504	DS-3F	1.15	12.4	30	-	3.3-3.2/1.5	NNP
	1800	200	143T	U1P2H	\$654	DS-3XE	1.25	12.8	35	85.5	3.4	
	1800	208-230/460	143T	U1P2D	\$654	DS-3XE	1.25	12.8	76	85.5	3.1-3/1.5	03
	1800	575	56H	T1S2GH	\$428	DS-3F	1.15	12.4	26	-	1.3	NNP
	1800	575	143T	U1P2G	\$654	DS-3XE	1.25	12.8	40	85.5	1.1	
	1200	208-230/460	56H	T1S3A	\$725	DS-3F	1.15	13.4	32	-	3.7-3.8/1.9	03, NNP
	1200	200	145T	U1P3H	\$789	DS-3XE	1.25	12.8	40	82.5	4.1	
	1200	208-230/460	145T	U1P3D	\$789	DS-3XE	1.25	12.8	40	82.5	3.6-3.5/1.8	03
	1200	575	145T	U1P3G	\$789	DS-3XE	1.25	12.8	40	82.5	1.4	
	900	208-230/460	182T	U1E4D	\$1,260	DS-3FTE	1.25	12.8	60	74.0	4.4-4.7/2.4	03, NNP
	1-1/2	3600	208-230/460	56H	T32S1AH	\$554	DS-3F	1.15	12.3	26	-	4.7-4.5/2.2
3600		200	143T	U32P1H	\$768	DS-3XE	1.25	12.8	35	84.0	4.4	
3600		208-230/460	143T	U32P1D	\$768	DS-3XE	1.25	12.8	35	84.0	4.2-3.9/1.9	03
3600		575	143T	U32P1G	\$768	DS-3XE	1.25	12.8	35	84.0	1.6	
1800		200	145T	U32P2H	\$679	DS-3XE	1.25	12.8	40	86.5	4.7	

Note 03: 60/50 Hz rated with no derate on HP; 230/460 volt 60 Hz ratings operate on 190/380 volt 50 Hz; 460V 60 Hz ratings operate on 380V 50 Hz; Full 60 & 50 Hz data on Nameplate

Note 19: Also rated for 190/380, 220/415 volt 50 Hz at 1.0 Service Factor

Note 37: Q-3 leads for across-the-line start

Note NNP: Non-NEMA Premium<sup>®†</sup> Rating

† All marks shown within this document are properties of their respective owners.



# General Purpose Three Phase, Totally Enclosed, Fan Cooled (TEFC) UNIMOUNT® NEMA Premium<sup>®†</sup> Efficient – IE3

**NEMA Premium**



(continued)

HP	RPM	Voltage	Frame	Catalog Number	List	Discount Symbol	SF	Total Length	Ship Wt.	Full Load Eff.	Full Load Amps	Notes
1-1/2	1800	208-230/460	145T	U32P2D	\$679	DS-3XE	1.25	12.8	40	86.5	4.5-4.3/2.1	03
	1800	575	145T	U32P2G	\$679	DS-3XE	1.25	12.8	40	86.5	1.7	
	1800	208-230/460	56H	T32S2AH	\$481	DS-3F	1.15	12.9	34	-	5.1-5.2/2.6	NNP
	1200	208-230/460	56	T32S3AH	\$832	DS-3F	1.15	14.4	41	-	5.4-5.3/2.6	NNP
	1200	200	182T	U32P3H	\$842	DS-3XE	1.25	16.1	64	87.5	5.4	
	1200	208-230/460	182T	U32P3D	\$842	DS-3XE	1.25	16.1	60	87.5	4.8-4.7/2.3	03
	1200	575	182T	U32P3G	\$842	DS-3XE	1.25	16.1	60	87.5	1.8	
	1200	208-230/460	182T	S32P3A	\$842	DS-3XE	1.25	14.9	60	87.5	5.1-5.2/2.6	04,16,26,RS
2	900	208-230/460	184T	U32E4D	\$1,491	DS-3FTE	1.25	12.8	70	78.5	6.2-6.6/3.3	03, NNP
	3600	200	145T	U2P1H	\$842	DS-3XE	1.25	12.8	40	85.5	6.3	
	3600	208-230/460	145T	U2P1D	\$842	DS-3XE	1.25	12.8	40	85.5	5.4-4.9/2.5	03
	3600	575	145T	U2P1G	\$842	DS-3XE	1.25	12.8	40	85.5	2	
	3600	208-230/460	145T	T2P2AHZ	\$681	DS-3XE	1.25	12.8	40	85.5		
	3600	208-230/460	56H	T2S1AH	\$622	DS-3F	1.15	12.4	33	-	6.0-5.4/2.7	NNP
	3600	208-230/460	56HZ	T2E1AHZ	\$677	DS-3F	1.25	13.3	32	-	6.3-6.1/3.1	NNP
	3600	575	56H	T2S1G	\$622	DS-3F	1.15	12.4	31	-	2.3	NNP
	1800	208-230/460	56H	T2S2AH	\$520	DS-3F	1.15	12.9	36	-	7.2-7.1/3.4	NNP
	1800	208-230/460	56HZ	T2E2AHZ	\$544	DS-3F	1.25	13.8	36	-	6-5.9/3	NNP
	1800	200	145T	U2P2H	\$706	DS-3XE	1.25	12.8	45	86.5	6.2	
	1800	208-230/460	145T	U2P2D	\$706	DS-3XE	1.25	12.8	45	86.5	5.9-5.7/2.8	03
	1800	575	145T	U2P2G	\$706	DS-3XE	1.25	12.8	45	86.5	2.3	
	1200	200	184T	U2P3H	\$931	DS-3XE	1.25	16.9	74	88.5	7.2	
	1200	208-230/460	184T	U2P3D	\$931	DS-3XE	1.25	16.1	70	88.5	6.4-6.2/3.1	03
	1200	575	184T	U2P3G	\$931	DS-3XE	1.25	16.1	70	88.5	2.5	
	1200	208-230/460	184T	S2P3A	\$931	DS-3XE	1.15	15.9	70	88.5	6.4-6.2/3.1	04,16,26,RS
	900	200	213T	U2E4H	\$1,893	DS-3FTE	1.25	18.6	90	82.5	8.7	NNP
	900	208-230/460	213T	U2E4D	\$1,893	DS-3FTE	1.25	18.6	90	82.5	7.9-7.6/3.8	03, NNP
	900	575	213T	U2E4G	\$1,893	DS-3FTE	1.25	18.6	90	82.5	7.9-7.6/3.8	NNP
3	3600	200	145T	U3P1HF	\$933	DS-3XE	1.25	13.8	53	86.5	8.8	
	3600	200	182T	U3P1H	\$933	DS-3XE	1.25	16.1	60	86.5	8.8	
	3600	208-230/460	145T	U3P1DF	\$933	DS-3XE	1.25	13.8	73	88.5	-	03
	3600	208-230/460	182T	U3P1D	\$933	DS-3XE	1.25	16.1	60	88.5	8.4-7.8/3.9	03
	3600	575	145T	U3P1GF	\$933	DS-3XE	1.25	13.8	63	87.5	-	
	3600	575	182T	U3P1G	\$933	DS-3XE	1.25	16.1	60	87.5	3.1	
	3600	208-230/460	182T	S3P1A	\$933	DS-3XE	1.15	14.9	60	86.5	8.4-7.7/3.9	04,16,26,RS
	1800	208-230/460	182T	S3P2A	\$779	DS-3XE	1.15	14.9	60	89.5	8.4-7.8/3.9	04,16,26,RS
	1800	200	182T	U3P2H	\$779	DS-3XE	1.25	16.1	60	89.5	9.1	
	1800	208-230/460	182T	U3P2D	\$779	DS-3XE	1.25	60.0	89.5	89.5	8.4-7.8/3.9	03
	1800	575	182T	U3P2G	\$779	DS-3XE	1.25	16.1	60	89.5	3.2	
	1200	200	213T	U3P3H	\$1,430	DS-3XE	1.25	18.6	105	89.5	9.9	
	1200	208-230/460	213T	U3P3D	\$1,430	DS-3XE	1.25	18.6	110	89.5	9.3-8.6/4.3	03
	1200	575	213T	U3P3G	\$1,430	DS-3XE	1.25	18.6	110	89.5	3.4	
	1200	208-230/460	213T	S3P3A	\$1,430	DS-3XE	1.15	18.9	105	89.5	9.2-8.6/4.3	04,16,26,RS

Note 03: 60/50 Hz rated with no derate on HP; 230/460 volt 60 Hz ratings operate on 190/380 volt 50 Hz; 460V 60 Hz ratings operate on 380V 50 Hz; Full 60 & 50 Hz data on Nameplate

Note 04: On 60 Hertz Sine Wave power

Note 16: Motors marked 208-230/460 volts may not meet all NEMA (MG-1) performance standards when operated at 208 volts

Note 26: Does not include World Motor® features

Note NNP: Non-NEMA Premium<sup>®†</sup> Rating

Note RS: Rolled Steel Frame

† All marks shown within this document are properties of their respective owners.



HVACR RESCUE

HVACR OEM

HVACR

HVACR KITS

GENERAL PURPOSE SINGLE PHASE

AGRICULTURE

GENERAL PURPOSE OPEN DRIP-PROOF

GENERAL PURPOSE UNIMOUNT

GENERAL PURPOSE HOSTILE DUTY

DEFINITE PURPOSE INVERTER DUTY

VARIABLE FREQUENCY DRIVES

COOLING TOWER DUTY

# General Purpose Three Phase, Totally Enclosed, Fan Cooled (TEFC) UNIMOUNT® NEMA Premium<sup>®†</sup> Efficient – IE3




UTE

(continued)

HP	RPM	Voltage	Frame	Catalog Number	List	Discount Symbol	SF	Total Length	Ship Wt.	Full Load Eff.	Full Load Amps	Notes
3	900	200	215T	U3E4H	\$2,069	DS-3FTE	1.25	20.1	125	84.0	12.8	NNP
	900	208-230/460	215T	U3E4D	\$2,069	DS-3FTE	1.25	20.1	125	84.0	11.7-11.1/5.5	03,NNP
	900	575	215T	U3E4G	\$2,069	DS-3FTE	1.25	20.1	125	84.0	4.5	NNP
5	3600	200	184T	U5P1H	\$1,036	DS-3XE	1.25	16.9	70	89.5	14.0	
	3600	208-230/460	184T	U5P1D	\$1,036	DS-3XE	1.25	16.9	75	89.5	13.4-12.2/6.1	03
	3600	575	184T	U5P1G	\$1,036	DS-3XE	1.25	16.1	75	89.5	4.9	
	3600	208-230/460	184T	S5P1A	\$1,036	DS-3XE	1.15	15.9	70	88.5	13.6-12.1/6.1	04, 16, 26
	1800	208-230/460	184T	S5P2A	\$853	DS-3XE	1.15	15.9	70	89.5	13.5-12.5/6.2	04, 16, 26
	1800	200	184T	U5P2H	\$853	DS-3XE	1.25	16.9	70	89.5	14.1	
	1800	208-230/460	184T	U5P2D	\$853	DS-3XE	1.25	16.9	70	90.2	13.6-12.3/6.2	03
	1800	575	184T	U5P2G	\$853	DS-3XE	1.25	16.9	70	89.5	5.1	
	1200	208-230/460	215T	S5P3A	\$1,617	DS-3XE	1.15	18.7	120	89.5	5.0-14.1/7.0	04, 16, 26
	1200	200	215T	U5P3H	\$1,617	DS-3XE	1.25	20.1	135	89.5	15.9	
	1200	208-230/460	215T	U5P3D	\$1,617	DS-3XE	1.25	20.1	135	90.2	15-14/7	03
	1200	575	215T	U5P3G	\$1,617	DS-3XE	1.25	20.1	135	89.5	5.6	
	900	200	254T	U5E4H	\$2,558	DS-3FTE	1.25	23.9	180	85.5	17.3	NNP
	900	208-230/460	254T	U5E4D	\$2,558	DS-3FTE	1.25	23.9	180	85.5	16.4-15.4/7.7	03,NNP
	900	575	254T	U5E4G	\$2,558	DS-3FTE	1.25	23.9	180	86.5	6.1	NNP
7-1/2	3600	200	213T	U7P1H	\$1,555	DS-3XE	1.25	18.6	105	90.2	20.6	
	3600	208-230/460	213T	U7P1D	\$1,555	DS-3XE	1.25	18.6	100	91.7	19.7-17.9/8.9	03
	3600	575	213T	U7P1G	\$1,555	DS-3XE	1.25	18.6	100	89.5	7.5	
	3600	208-230/460	213T	S7P1A	\$1,555	DS-3XE	1.15	18.9	105	89.5	19.9-17.9/9.0	04, 16, 26
	3600	208-230/460	213T	U7P1AF	\$1,555	DS-3XE	1.25	16.9	70	89.5	19.5-17.1/8.9	
	1800	208-230/460	213T	S7P2A	\$1,233	DS-3XE	1.15	18.9	105	91.7	20.0-18.1/9.1	04, 16, 26
	1800	200	213T	U7P2H	\$1,233	DS-3XE	1.25	18.6	105	91.7	20.8	
	1800	208-230/460	213T	U7P2D	\$1,233	DS-3XE	1.25	18.6	110	91.7	20-18.2/9.1	03
	1800	575	213T	U7P2G	\$1,233	DS-3XE	1.25	18.6	110	91.7	7.2	
	1200	200	254T	U7P3H	\$2,570	DS-3XE	1.25	23.9	180	91.0	21.8	
	1200	208-230/460	254T	U7P3D	\$2,570	DS-3XE	1.25	23.9	200	91.7	20.2/10.1	03
	1200	575	254T	U7P3G	\$2,570	DS-3XE	1.25	23.9	200	91.0	8.3	
	900	200	256T	U7E4H	\$3,449	DS-3FTE	1.25	25.6	300	86.5	25.4	NNP
	900	208-230/460	256T	U7E4D	\$3,499	DS-3FTE	1.25	25.6	300	86.5	23.8-22.2/11.1	03,NNP
	900	575	256T	U7E4G	\$3,449	DS-3FTE	1.25	25.6	300	86.5	8.8	NNP
10	3600	200	215T	U10P1H	\$1,575	DS-3XE	1.25	20.1	120	90.2	27	
	3600	208-230/460	215T	U10P1D	\$1,575	DS-3XE	1.25	20.1	125	91.7	26.4-23.5/11.8	03
	3600	575	215T	U10P1G	\$1,575	DS-3XE	1.25	20.1	125	91.7	9.4	
	3600	208-230/460	215T	S10P1A	\$1,575	DS-3XE	1.15	18.9	120	90.2	26.5-23.5/11.7	04, 16, 26
	1800	208-230/460	215T	S10P2A	\$1,392	DS-3XE	1.15	18.9	120	91.7	26.5-23.9/11.9	04, 16, 26
	1800	200	215T	U10P2H	\$1,392	DS-3XE	1.25	20.1	135	91.7	27.5	
	1800	208-230/460	215T	U10P2D	\$1,392	DS-3XE	1.25	20.1	133	91.7	26.5-23.9/12	03
	1800	575	215T	U10P2G	\$1,392	DS-3XE	1.25	20.1	135	91.7	9.6	
	1200	200	256T	U10P3H	\$2,936	DS-3XE	1.25	25.6	210	91.7	28.2	
	1200	208-230/460	256T	U10P3D	\$2,936	DS-3XE	1.25	25.6	250	91.7	25/12.5	03
	1200	575	256T	U10P3G	\$2,936	DS-3XE	1.25	25.6	210	91.7	9.8	

Note 03: 60/50 Hz rated with no derate on HP; 230/460 volt 60 Hz ratings operate on 190/380 volt 50 Hz, 460V 60 Hz ratings operate on 380V 50 Hz; Full 60 & 50 Hz data on Nameplate

Note 04: On 60 Hertz Sine Wave power

Note 16: Motors marked 208-230/460 volts may not meet all NEMA (MG-1) performance standards when operated at 208 volts

Note 26: Does not include World Motor<sup>®</sup> features

Note NNP: Non-NEMA Premium<sup>®†</sup> Rating

† All marks shown within this document are properties of their respective owners.



# General Purpose Three Phase, Totally Enclosed, Fan Cooled (TEFC) UNIMOUNT® NEMA Premium®† Efficient – IE3



(continued)

HP	RPM	Voltage	Frame	Catalog Number	List	Discount Symbol	SF	Total Length	Ship Wt.	Full Load Eff.	Full Load Amps	Notes
15	3600	200	254T	U15P1H	\$2,541	DS-3XE	1.25	23.9	190	91.0	40	
	3600	208-230/460	215T	U15P1AF	\$2,541	DS-3XE	1.25	21.6	140	91.0	39-35/17.7	
	3600	208-230/460	254T	U15P1D	\$2,541	DS-3XE	1.25	23.6	185	91.0	39-35/17.7	03
	3600	575	254T	U15P1G	\$2,541	DS-3XE	1.25	23.6	185	91.0	14.1	
	1800	200	254T	U15P2H	\$2,039	DS-3XE	1.25	23.9	190	92.4	42	
	1800	208-230/460	254T	U15P2D	\$2,039	DS-3XE	1.25	23.6	240	92.4	40-37/18.4	03
	1800	575	254T	U15P2G	\$2,039	DS-3XE	1.25	23.6	240	92.4	14.6	
20	3600	200	256T	U20P1H	\$2,791	DS-3XE	1.25	25.6	210	91.7	53	
	3600	208-230/460	256T	U20P1D	\$2,791	DS-3XE	1.25	25.6	220	91.7	51-46/22.9	03
	3600	575	256T	U20P1G	\$2,791	DS-3XE	1.25	25.6	220	91.7	18.3	
	1800	200	256T	U20P2H	\$2,472	DS-3XE	1.25	25.6	230	93.0	54	
	1800	208-230/460	256T	U20P2D	\$2,472	DS-3XE	1.25	25.6	250	93.0	53-47/23.7	03
25	3600	208-230/460	284T	U25P1D	\$3,612	DS-3XE	1.25	28.3	280	91.7	56.8/28.4	
	3600	208-230/460	284TS	U25P1DS	\$3,612	DS-3XE	1.25	26.9	280	91.7	56.8/28.4	
	3600	575	284T	U25P1G	\$3,612	DS-3XE	1.25	28.3	280	91.7	22.7	
	3600	575	284TS	U25P1GS	\$3,612	DS-3XE	1.25	26.9	280	91.7	22.7	
	3600	200	284T	U25P1H	\$3,612	DS-3XE	1.25	28.3	280	91.7	65.0	
	3600	200	284TS	U25P1HS	\$3,612	DS-3XE	1.25	26.9	280	91.7	65.0	
	1800	208-230/460	284T	U25P2D	\$3,003	DS-3XE	1.25	28.3	280	93.6	58.6/29.3	
	1800	208-230/460	284TS	U25P2DS	\$3,003	DS-3XE	1.25	26.9	280	93.6	58.6/29.3	
	1800	575	284T	U25P2G	\$3,003	DS-3XE	1.25	28.3	280	93.6	23.4	
	1800	575	284TS	U25P2GS	\$3,003	DS-3XE	1.25	26.9	280	93.6	23.4	
	1800	200	284T	U25P2H	\$3,003	DS-3XE	1.25	28.3	280	93.6	67.0	
	1800	200	284TS	U25P2HS	\$3,003	DS-3XE	1.25	26.9	280	93.6	67.0	
30	1800	208-230/460	286T	U30P2D	\$3,547	DS-3XE	1.25	28.3	300	93.6	70.0/35.0	
	1800	208-230/460	286TS	U30P2DS	\$3,547	DS-3XE	1.25	26.9	300	93.6	70.0/35.0	
	1800	575	286T	U30P2G	\$3,547	DS-3XE	1.25	28.3	300	93.6	28.1	
	1800	575	286TS	U30P2GS	\$3,547	DS-3XE	1.25	26.9	300	93.6	28.1	
	1800	200	286T	U30P2H	\$3,547	DS-3XE	1.25	28.3	300	93.6	81.0	
	1800	200	286TS	U30P2HS	\$3,547	DS-3XE	1.25	26.9	300	93.6	81.0	

Note 03: 60/50 Hz rated with no derate on HP; 230/460 volt 60 Hz ratings operate on 190/380 volt 50 Hz, 460V 60 Hz ratings operate on 380V 50 Hz; Full 60 & 50 Hz data on Nameplate

† All marks shown within this document are properties of their respective owners.



HVACR RESCUE

HVACR OEM

HVACR

HVACR KITS

GENERAL PURPOSE SINGLE PHASE

AGRICULTURE

GENERAL PURPOSE OPEN DRIP-PROOF

GENERAL PURPOSE UNIMOUNT


GENERAL PURPOSE HOSTILE DUTY

DEFINITE PURPOSE INVERTER DUTY

VARIABLE FREQUENCY DRIVES

COOLING TOWER DUTY

# General Purpose Three Phase, Totally Enclosed, Fan Cooled (TEFC) UNIMOUNT® NEMA Premium®† Efficient – IE3, C-Face Footed

UT, FUT, UTE

## APPLICATIONS:

For use on pumps, fans, compressors, material handling and other general purpose applications in damp, dusty or dirty environments.

## FEATURES:

- World Motor® Features, Except Where Noted
- Class F Insulation, Class B Rise at Full Load On 60 Hertz Sine Wave Power
- Aluminum Frame (180-280), Rolled Steel (56-210)
- "CE" Mark on Nameplate (140 Frame & Larger)
- Shaft Slinger on Pulley End
- Full 50 & 60 Hertz Operating Data on Nameplate (03)
- Full HP @ 50 Hz
- 40°C Ambient, NEMA®† Design B Performance On 60 Hertz Sine Wave Power
- Regreasable Shaft-End Bearings 180 Frame & Up
- Sealed Bearings 56-140 Frame, Double Shielded 180-280 Frame
- Suitable for Wye-Delta Start 250 Frame & Larger
- Dual Voltage Ratings Suitable for Part Winding Start (PWS) on Low Voltage
- Lifting Provisions 180 Frame & Up
- Conversion Kits: Drip Cover & Brakes (56-210 Frame), See Pages 169-171

HP	RPM	Voltage	Frame	Catalog Number	List	Discount Symbol	SF	Total Length	Ship Wt.	Full Load Eff.	Full Load Amps	Notes
1/4	1800	208-230/460	56C	U14S2AC	\$324	DS-3F	1.25	10.8	40	66.0	1.3-1.4/0.7	26, NNP
	1800	575	56C	U14S2GC	\$324	DS-3F	1.25	10.8	20	74.0	0.4	26, NNP
1/3	1800	208-230/460	56C	U13S2AC	\$362	DS-3F	1.25	10.8	20	70.0	1.5-1.5/0.8	26, NNP
	1800	575	56C	U13S2GC	\$362	DS-3F	1.25	10.8	45	74.0	0.5	26, NNP
	1200	208-230/460	56C	U13S3AC	\$482	DS-3F	1.25	10.8	23	75.5	1.3-1.3/0.6	26, NNP
1/2	3600	208-230/460	56C	U12S1AC	\$310	DS-3F	1.25	10.8	23	70.0	1.7-1.6/0.8	26, NNP
	1800	208-230/460	56C	U12S2AC	\$403	DS-3F	1.25	10.8	24	74.0	1.8-1.8/0.9	26, NNP
	1800	575	56C	U12S2GC	\$406	DS-3F	1.25	10.8	34	74.0	0.7	26, NNP
	1200	208-230/460	56C	U12S3AC	\$527	DS-3F	1.25	10.8	25	72.0	2.2-2.2/1.1	26, NNP
3/4	3600	208-230/460	56C	U34S1AC	\$369	DS-3F	1.25	10.8	24	74.0	2.5-2.2/1.1	26, NNP
	1800	208-230/460	56C	U34S2AC	\$445	DS-3F	1.25	10.8	60	77.0	2.7-2.7/1.4	26, NNP
	1800	575	56C	U34S2GC	\$448	DS-3F	1.25	10.8	25	75.5	1.1	26, NNP
	1200	208-230/460	143TC	U34S3DC	\$465	DS-3XE	1.25	12.1	95	72.0	3.1-3.1/1.6	NNP
	1200	208-230/460	56C	U34S3AC	\$544	DS-3F	1.25	10.8	25	72.0	3.1-3.1/1.6	26, NNP
1	3600	208-230/460	56C	U1S1AC	\$415	DS-3F	1.25	10.8	15	74.0	3.2-2.9/1.5	26, NNP
	1800	200	143TC	U1P2HC	\$686	DS-3XE	1.25	12.1	35	85.5	3.4	
	1800	208-230/460	143TC	U1P2DC	\$686	DS-3XE	1.25	12.1	35	85.5	3.1-3/1.5	03
	1800	208-230/460	56C	U1S2AFC	\$459	DS-3F	1.25	10.8	28	80.0	3.4-3.4/1.7	26, NNP
	1800	575	143TC	U1P2GC	\$686	DS-3XE	1.25	12.1	35	85.5	1.1	
	1800	575	56C	U1S2GFC	\$459	DS-3F	1.25	10.8	38	80.0	1.4	26, NNP
	1200	208-230/460	145TC	U1P3DC	\$820	DS-3XE	1.25	13.1	40	82.5	3.6-3.5/1.8	03
	1200	208-230/460	56C	U1S3DFC	\$583	DS-3F	1.25	10.8	80	77.0	3.8-4/2	26, NNP
1-1/2	3600	208-230/460	143TC	U32P1DC	\$768	DS-3XE	1.25	12.1	85	84.0	4.2-3.9/1.9	03
	3600	208-230/460	56C	U32S1AFC	\$501	DS-3F	1.25	10.8	30	78.5	4.6-4/2	26, NNP
	1800	208-230/460	145TC	U32P2DC	\$711	DS-3XE	1.25	13.1	40	86.5	4.5-4.3/2.1	03
	1800	208-230/460	56C	U32S2AFC	\$504	DS-3F	1.25	10.8	30	81.5	4.7-4.7/2.3	26, NNP
	1800	575	145TC	U32P2GC	\$711	DS-3XE	1.25	13.1	40	86.5	1.7	
	1800	575	56C	U32S2GFC	\$504	DS-3F	1.25	12.1	30	80.0	1.9	26, NNP
	1200	208-230/460	182TC	U32P3DC	\$969	DS-3XE	1.25	16.1	50	87.5	4.8-4.7/2.3	03
2	3600	208-230/460	145TC	U2P1DC	\$874	DS-3XE	1.25	13.1	35	85.5	5.4-4.9/2.5	03
	3600	208-230/460	56C	U2S1AFC	\$583	DS-3F	1.25	12.1	30	80.0	5.9-5.3/2.6	26, NNP
	3600	575	145TC	U2P1GC	\$874	DS-3XE	1.25	13.1	35	85.5	2.0	
	1800	208-230/460	145TC	U2P2DC	\$738	DS-3XE	1.25	13.1	45	86.5	5.9-5.7/2.8	03

Note 03: 60/50 Hz rated with no derate on HP; 230/460 volt 60 Hz ratings operate on 190/380 volt 50 Hz, 460V 60 Hz ratings operate on 380V 50 Hz; Full 60 & 50 Hz data on Nameplate


Note 26: Does not include World Motor® features  
Note NNP: Non-NEMA Premium®† Rating

† All marks shown within this document are properties of their respective owners.





# General Purpose Three Phase, Totally Enclosed, Fan Cooled (TEFC) UNIMOUNT® NEMA Premium®† Efficient – IE3, C-Face Footed



(continued)

UT, FUT, UTE

HP	RPM	Voltage	Frame	Catalog Number	List	Discount Symbol	SF	Total Length	Ship Wt.	Full Load Eff.	Full Load Amps	Notes
2	1800	208-230/460	56C	U2S2AFC	\$529	DS-3F	1.25	10.8	40	82.5	6.3-6.3/3.2	26, NNP
	1800	575	145TC	U2P2GC	\$738	DS-3XE	1.25	13.1	35	86.5	2.3	
	1800	575	56C	U2S2GFC	\$529	DS-3F	1.25	12.5	39	87.0	2.5	26, NNP
	1200	208-230/460	184TC	U2P3DC	\$1,058	DS-3XE	1.25	16.9	65	88.5	6.4-6.2/3.1	03
3	3600	208-230/460	145TC	U3P1A14C	\$910	DS-3XE	1.25	13.4	47	88.5	-	
	3600	208-230/460	182TC	U3P1DC	\$1,060	DS-3XE	1.25	16.1	50	88.5	8.4-7.8/3.9	03
	3600	208-230/460	56C	U3S1AFC	\$670	DS-3F	1.25	10.8	32	82.5	8.5-7.5/3.8	26, NNP
	3600	208-230/460	182TCH	U3P1DK	\$1,215	DS-3XE	1.25	16.1	50	88.5	-	
	1800	208-230/460	182TC	S3P2AC	\$938	DS-3XE	1.15	15.9	60	89.5	8.4-7.8/3.9	04, 16, 26
	1800	208-230/460	182TC	U3P2DC	\$938	DS-3XE	1.25	16.1	70	89.5	8.4-7.8/3.9	03
	1800	208-230/460	182TCH	U3P2DK	\$938	DS-3XE	1.25	16.1	60	89.5	8.4-7.8/3.9	03
	1200	208-230/460	213TC	U3P3DC	\$1,589	DS-3XE	1.25	18.6	90	89.5	9.3-8.6/4.3	03
5	3600	208-230/460	184TC	U5P1DC	\$1,194	DS-3XE	1.25	16.9	70	89.5	13.4-12.2/6.1	03
	3600	208-230/460	184TCH	U5P1DK	\$1,194	DS-3XE	1.25	16.9	70	89.5	13.4-12.2/6.1	03
	3600	208-230/460	184TC	S5P1AC	\$1,194	DS-3XE	1.15	15.9	70	88.5	13.6-12.1/6.1	04, 16, 26
	1800	208-230/460	184TCH	U5P2DK	\$1,012	DS-3XE	1.25	16.9	70	90.2	-	
	1800	208-230/460	184TC	U5P2DC	\$1,012	DS-3XE	1.25	16.9	88	90.2	13.6-12.3/6.2	03
	1800	575	184TC	U5P2GC	\$1,012	DS-3XE	1.25	16.9	70	89.5	5.1	
	1800	208-230/460	184TC	S5P2AC	\$1,012	DS-3XE	1.15	15.9	70	89.5	13.5-12.5/6.2	04, 16, 26
	1200	208-230/460	215TC	U5P3DC	\$1,776	DS-3XE	1.25	20.1	140	90.2	15-14/7	03
7-1/2	3600	208-230/460	213TC	U7P1DC	\$1,746	DS-3XE	1.25	18.6	60	91.7	19.7-17.9/8.9	03
	3600	208-230/460	213TC	S7P1AC	\$1,746	DS-3XE	1.15	19.4	105	89.5	19.9-17.9/9.0	04, 16, 26
	1800	208-230/460	213TC	U7P2DC	\$1,424	DS-3XE	1.25	18.6	120	91.7	20-18.2/9.1	03
	1800	208-230/460	213TC	S7P2AC	\$1,424	DS-3XE	1.15	19.4	105	91.7	20.0-18.1/9.1	04, 16, 26
	1800	575	213TC	U7P2GC	\$1,424	DS-3XE	1.25	18.6	110	91.7	7.2	
	1200	208-230/460	254TC	U7P3DC	\$1,743	DS-3XE	1.25	23.9	200	91.7	20.2/10.1	03
10	3600	208-230/460	215TC	U10P1DC	\$1,766	DS-3XE	1.25	20.1	210	91.7	26.4-23.5/11.8	03
	3600	575	215TC	U10P1GC	\$1,766	DS-3XE	1.25	20.1	110	91.7	9.4	
	3600	208-230/460	215TC	S10P1AC	\$1,766	DS-3XE	1.15	19.4	120	90.2	26.5-23.5/11.7	04, 16, 26
	1800	208-230/460	215TC	U10P2DC	\$1,582	DS-3XE	1.25	20.1	120	91.7	26.5-23.9/12	03
	1800	208-230/460	215TC	S10P2AC	\$1,582	DS-3XE	1.15	19.4	120	91.7	26.5-23.9/11.9	04, 16, 26
	1200	208-230/460	256TC	U10P3DC	\$3,127	DS-3XE	1.25	25.7	230	91.7	25/12.5	03
15	3600	208-230/460	215TC	U15P1DFC	\$2,637	DS-3XE	1.25	21.5	125	91.0	39-35/17.6	
	3600	208-230/460	254TC	U15P1DC	\$2,796	DS-3XE	1.15	23.9	210	91.0	39-35/17.7	03
	3600	575	254TC	U15P1GC	\$2,796	DS-3XE	1.25	23.9	210	91.0	14.1	
	1800	208-230/460	254TC	U15P2DC	\$2,294	DS-3XE	1.25	23.9	790	92.4	40-37/18.4	03
20	3600	208-230/460	256TC	U20P1DC	\$3,046	DS-3XE	1.25	25.7	230	91.7	51-46/22.9	03
	1800	208-230/460	256TC	U20P2DC	\$2,726	DS-3XE	1.25	25.7	250	93.0	53-47/23.7	03
25	3600	208-230/460	284TC	U25P1DC	\$3,817	DS-3XE	1.25	28.3	250	91.7	65-57/28.4	03
	3600	575	284TC	U25P1GC	\$3,817	DS-3XE	1.25	28.3	250	91.7	22.7	
	1800	208-230/460	284TC	U25P2DC	\$3,209	DS-3XE	1.25	28.3	290	93.6	65-59/29.3	03
30	1800	208-230/460	286TC	U30P2DC	\$3,773	DS-3XE	1.25	28.3	580	93.6	78-70/35	03

Note 03: 60/50 Hz rated with no derate on HP; 230/460 volt 60 Hz ratings operate on 190/380 volt 50 Hz, 460V 60 Hz ratings operate on 380V 50 Hz; Full 60 & 50 Hz data on Nameplate

Note 04: On 60 Hertz Sine Wave power

Note 16: Motors marked 208-230/460 volts may not meet all NEMA (MG-1) performance standards when operated at 208 volts

Note 26: Does not include World Motor® features

Note NNP: Non-NEMA Premium®† Rating

† All marks shown within this document are properties of their respective owners.



HVACR RESCUE

HVACR OEM

HVACR

HVACR KITS

GENERAL PURPOSE SINGLE PHASE

AGRICULTURE

GENERAL PURPOSE OPEN DRIP-PROOF

GENERAL PURPOSE UNIMOUNT


GENERAL PURPOSE HOSTILE DUTY

DEFINITE PURPOSE INVERTER DUTY

VARIABLE FREQUENCY DRIVES

COOLING TOWER DUTY

# General Purpose Three Phase, Totally Enclosed, Fan Cooled (TEFC) UNIMOUNT® Energy Efficient, C-Face Footless

UTF,  
FUTF

## APPLICATIONS:

For pumps, fans, compressors, material handling, and other general purpose applications in damp, dusty or dirty environments.

## FEATURES:

- World Motor® Features Except Where Noted
- Extruded Aluminum Frame (180-280), Rolled Steel (56-210)
- Aluminum End Shields With Steel Bearing Inserts
- Class F Insulation, Class B Rise At Full Load On 60 Hertz Sine Wave Power
- "CE" Mark On Nameplate(140 Frame & Larger)
- Oversized Diagonally Split Conduit Box
- 40°C Ambient, NEMA®† Design B Performance On 60 Hertz Sine Wave Power
- 50/60 Hz. On Nameplate (180-280 Frame)
- Regreasable Shaft-End Bearings (180-280)
- Sealed Bearings (56-140), Double Shielded (180-280)
- Suitable For Wye-Delta Start 250 Frame & Larger
- Dual Voltage Ratings Suitable For Part Winding Start (PWS) On Low Voltage
- Lifting Provisions 180 Frame & Up
- Conversion Kits: Drip Cover and Brake Kits (56-210), see Pages 169-171

HP	RPM	Voltage	Frame	Catalog Number	List	Discount Symbol	SF	Total Length	Ship Wt.	Full Load Eff.	Full Load Amps	Notes
1/4	1800	208-230/460	56C	U14S2ACR	\$320	DS-3F	1.25	10.8	20	70.0	1-1/0.5	16
1/3	1800	208-230/460	42CZ	T13S2D42ZCR	\$358	DS-3F	1.00	11.6	19	-	1.5-1.5/0.75	26
	1800	208-230/460	56C	U13S2ACR	\$359	DS-3F	1.25	10.8	22	72.0	1.2-1.2/0.6	16
	1200	208-230/460	56C	T13S3DCR	\$670	DS-3F	1.15	11.4	23	-	1.6-1.6/0.80	26
1/2	3600	208-230/460	56C	T12S1ACR	\$308	DS-3F	1.15	10.8	23	-	2.18-2.18/1.09	03
	1800	575	56C	U12S2GCR	\$403	DS-3F	1.25	10.8	24	74.0	0.7	
	1800	208-230/460	56C	U12S2ACR	\$403	DS-3F	1.25	10.8	24	74.0	1.8-1.8/0.9	03, 16
	1200	208-230/460	56C	U12S3ACR	\$524	DS-3F	1.25	10.8	25	72.0	2.1-2.1/1.1	16
3/4	3600	208-230/460	56C	U34S1ACR	\$394	DS-3F	1.25	10.8	24	75.5	2.5-2.2/1.1	16
	1800	575	56C	U34S2GCR	\$445	DS-3F	1.25	10.8	25	72.0	1.1	
	1800	208-230/460	56C	U34S2ACR	\$445	DS-3F	1.25	10.8	25	75.5	2.6-2.7/1.3	03, 16
	1200	208-230/460	56C	U34S3ACR	\$628	DS-3F	1.25	12.0	25	-	3.4-3.5/1.7	
1	3600	208-230/460	56C	U1S1ACR	\$412	DS-3F	1.25	10.8	25	75.5	3.2-2.9/1.5	16
	1800	208-230/460	143TC	U1E2DCR	\$450	DS-3FTE	1.25	12.1	30	82.5	3.1-3.0/1.5	03
	1800	575	143TC	U1E2GCR	\$450	DS-3FTE	1.25	12.1	30	82.5	1.2	
	1800	208-230/460	56C	U1S2AFCR	\$456	DS-3F	1.25	12.1	28	80.0	3.3-3.4/1.7	03, 16
1-1/2	3600	208-230/460	56C	T32S1ACR	\$499	DS-3F	1.15	11.9	32	-	4.7-4.5/2.2	
	1800	208-230/460	143TC	U32E2DCR	\$458	DS-3FTE	1.25	12.1	35	84.0	4.6-4.3/2.2	03
	1800	575	143TC	U32E2GCR	\$458	DS-3FTE	1.25	12.1	35	84.0	1.8	
	1800	208-230/460	56C	U32S2AFCR	\$501	DS-3F	1.25	12.1	30	-	4.7-4.7/2.3	03, 16
2	3600	208-230/460	56C	T2S1ACR	\$557	DS-3F	1.15	12.4	29	-	6.0-5.4/2.7	
	1800	208-230/460	56C	U2S2AFCR	\$526	DS-3F	1.25	12.1	30	-	6.3-6.2/3.1	03, 16
	1800	208-230/460	145TC	U2E2DCR	\$572	DS-3FTE	1.25	12.1	35	84.0	6.1-5.9/2.9	03
	1800	575	145TC	U2E2GCR	\$572	DS-3FTE	1.25	12.1	35	84.0	2.8	
3	3600	208-230/460	56C	T3S1ACR	\$588	DS-3F	1.15	13.4	42	-	8.5-7.3/3.6	
	3600	208-230/460	145TC	U3E1A14CR	\$725	DS-3FTE	1.25	13.4	37	86.0	8.5-7.3/3.6	
	3600	208-230/460	182TC	U3E1DCR	\$914	DS-3FTE	1.25	16.1	53	85.5	8.7-8/4	03
	3600	208-230/460	182TCH	U3E1DKR	\$914	DS-3FTE	1.25	16.1	53	85.5	8.7-8/4	03
	1800	575	182TC	U3E2GCR	\$681	DS-3FTE	1.25	16.1	70	87.5	3.8	
	1800	208-230/460	182TC	U3E2DCR	\$681	DS-3FTE	1.25	16.1	60	87.5	8.4-8/4	03
	1800	208-230/460	182TC	S3E2ACR	\$681	DS-3FTE	1.15	15.9	60	87.5	8.5-7.9/3.9	
	1200	208-230/460	213TC	U3E3DCR	\$1,233	DS-3FTE	1.25	18.6	110	87.5	9.7-9.1/4.5	03

Note 03: 60/50 Hz rated with no derate on HP; 230/460 volt 60 Hz ratings operate on 190/380 volt 50 Hz; 460V 60 Hz ratings operate on 380V 50 Hz; Full 60 & 50 Hz data on Nameplate


Note 16: Motors marked 208-230/460 volts may not meet all NEMA (MG-1) performance standards when operated at 208 volts

Note 26: Does not include World Motor® features

† All marks shown within this document are properties of their respective owners.



# General Purpose Three Phase, Totally Enclosed, Fan Cooled (TEFC) UNIMOUNT® Energy Efficient, C-Face Footless *(continued)*



UTF,  
FUTF

HP	RPM	Voltage	Frame	Catalog Number	List	Discount Symbol	SF	Total Length	Ship Wt.	Full Load Eff.	Full Load Amps	Notes
5	3600	208-230/460	184TC	U5E1DCR	\$1,023	DS-3FTE	1.25	16.9	70	87.5	13.8-12.3/6.1	03
	3600	208-230/460	184TC	S5E1ACR	\$1,023	DS-3FTE	1.15	15.9	70	87.5	13.7-12.3/6.1	
	1800	208-230/461	184TC	S5E2ACR	\$780	DS-3FTE	1.15	15.9	70	87.5	14.2-12.8/6.4	
	1800	575	184TC	U5E2GCR	\$780	DS-3FTE	1.25	16.9	70	87.5	5.1	
	1800	208-230/460	184TC	U5E2DCR	\$780	DS-3FTE	1.25	16.9	70	87.5	14-12.7/6.3	
	1800	208-230/460	184TCH	U5E2DKR	\$780	DS-3FTE	1.25	16.9	70	87.5	14.0-12.7/6.3	03
	1200	208-230/460	215TC	U5E3DCR	\$1,422	DS-3FTE	1.25	20.1	140	87.5	15.6-14.5/7.3	03
7-1/2	3600	208-230/460	213TC	U7E1DCR	\$1,530	DS-3FTE	1.25	18.6	100	88.5	20.4-18.4/9.2	03
	3600	208-230/460	213TC	S7E1ACR	\$1,530	DS-3FTE	1.15	19.4	105	88.5	20.6-18.4/9.2	
	1800	208-230/460	213TC	U7E2DCR	\$1,029	DS-3FTE	1.25	18.6	110	89.5	20.6-18.8/9.4	03
	1800	208-230/460	213TC	S7E2ACR	\$1,029	DS-3FTE	1.15	19.4	105	89.5	20.1-18.3/9.1	
	1800	575	213TC	U7E2GCR	\$1,029	DS-3FTE	1.25	18.6	110	89.5	7.5	
	1200	208-230/460	254TC	U7E3DCR	\$2,021	DS-3FTE	1.25	23.9	200	89.5	20.8-18.8/9.4	02, 03
10	3600	208-230/460	215TC	U10E1DCR	\$1,572	DS-3FTE	1.25	20.1	110	89.5	26.7-23.8/11.9	03
	3600	208-230/460	215TC	S10E1ACR	\$1,572	DS-3FTE	1.15	19.4	120	89.5	26.5-23.5/11.7	
	1800	208-230/460	215TC	U10E2DCR	\$1,176	DS-3FTE	1.25	20.1	120	89.5	27.2-24.6/12.3	03
	1800	208-230/460	215TC	S10E2ACR	\$1,177	DS-3FTE	1.15	19.4	120	89.5	26.6-23.8/11.9	
	1800	575	215TC	U10E2GCR	\$1,176	DS-3FTE	1.25	20.1	120	89.5	9.9	
	1200	208-230/460	256TC	U10E3DCR	\$2,300	DS-3FTE	1.25	25.7	230	89.5	27.5-25/12.5	02, 03
15	3600	208-230/460	254TC	U15E1DCR	\$2,367	DS-3FTE	1.15	23.9	210	90.2	40-35/17.6	02, 03
	1800	575	254TC	U15E2GCR	\$2,054	DS-3FTE	1.25	23.9	220	91.0	14.7	02
	1800	208-230/460	254TC	U15E2DCR	\$2,054	DS-3FTE	1.25	23.9	220	91.0	41-37/18.5	02, 03
20	3600	208-230/460	256TC	U20E1DCR	\$2,532	DS-3FTE	1.25	25.7	230	90.2	53-47/23.4	02, 03
	1800	208-230/460	256TC	U20E2DCR	\$2,247	DS-3FTE	1.25	25.7	250	91.0	54-49/24.3	02, 03
25	1800	208-230/460	284TC	U25E2DCR	\$2,685	DS-3FTE	1.25	28.3	290	92.4	67-59/29.6	02, 03
30	1800	208-230/460	286TC	U30E2DCR	\$3,507	DS-3FTE	1.25	28.3	320	92.4	80-72/36	02, 03

Note 02: Suitable for Wye-Delta start on voltages shown

Note 03: 60/50 Hz rated with no derate on HP; 230/460 volt 60 Hz ratings operate on 190/380 volt 50 Hz, 460V 60 Hz ratings operate on 380V 50 Hz; Full 60 & 50 Hz data on Nameplate

† All marks shown within this document are properties of their respective owners.



# Three Phase, UNIMOUNT® Totally Enclosed, Fan Cooled (TEFC) Multi-Speed



UT

## APPLICATIONS:

For applications requiring more than one standard speed.

## FEATURES:

- Class F Insulation
- Extruded Aluminum Frame (140: Rolled Steel)
- Aluminum End Shields With Steel Bearing Inserts
- 40°C Ambient
- Regreasable Bearings 250 Frame & Up
- Double Shielded Bearings
- Removable Base 180 Frame & Up
- Lifting Provisions 180 Frame & Up
- Conversion Kits: C&D Flanges
- 1.0 Service Factor Or Higher

## Variable Torque, 1800/900 RPM, One Winding

HP (HP-Low)	RPM/RPM-Low (# Wdgs)	Voltage	Frame	Catalog Number	List	Discount Symbol	Total Length	Ship Wt.	Full Load Eff.	Full Load Amps	Notes
1 (1/4)	1800/900 (1)	460	143T	U1L9C	\$700	DS-3MS	12.8	32	78.5	1.6/0.8	
1-1/2 (1/3)	1800/900 (1)	460	145T	U32L9C	\$770	DS-3MS	12.8	32	78.5	2.4/1.1	
2 (1/2)	1800/900 (1)	460	145T	U2L9C	\$850	DS-3MS	13.8	40	81.5	3.0/1.4	
3 (3/4)	1800/900 (1)	460	182T	U3L9C	\$884	DS-3MS	16.1	52	80.0	4.4/1.9	
5 (1-1/4)	1800/900 (1)	460	184T	U5L9C	\$1,234	DS-3MS	16.9	64	84.0	7.0/2.8	
7-1/2 (1-3/4)	1800/900 (1)	460	213T	U7L9C	\$1,532	DS-3MS	18.6	102	87.5	9.5/3.7	
10 (2-1/2)	1800/900 (1)	460	215T	U10L9C	\$1,936	DS-3MS	20.1	130	84.0	13.0/4.8	
15 (3-3/4)	1800/900 (1)	460	254T	U15L9C	\$2,544	DS-3MS	23.9	210	87.5	18.6/7.3	
20 (5)	1800/900 (1)	460	256T	U20L9C	\$3,166	DS-3MS	25.6	220	87.5	24.4/9.2	
25 (6-1/4)	1800/900 (1)	460	286T	U25L9C	\$3,730	DS-3MS	28.3	250	87.5	30/11.4	

## Constant Torque, 1800/900 RPM, One Winding

HP (HP-Low)	RPM/RPM-Low (# Wdgs)	Voltage	Frame	Catalog Number	List	Discount Symbol	Total Length	Ship Wt.	Full Load Eff.	Full Load Amps	Notes
1 (1/2)	1800/900 (1)	460	145T	U1R9C	\$846	DS-3MS	13.8	40	81.5	1.5/2.0	
1-1/2 (3/4)	1800/900 (1)	460	182T	U32R9C	\$928	DS-3MS	16.1	58	80.0	2.2/2.8	
2 (1)	1800/900 (1)	460	182T	U2R9C	\$1,026	DS-3MS	16.1	60	80.0	2.8/3.2	
3 (1-1/2)	1800/900 (1)	460	184T	U3R9C	\$1,065	DS-3MS	16.9	67	78.5	4.1/4.3	
5 (2-1/2)	1800/900 (1)	460	215T	U5R9C	\$1,490	DS-3MS	20.1	112	82.5	6.6/6	
7-1/2 (3-3/4)	1800/900 (1)	460	254T	U7R9C	\$1,851	DS-3MS	23.9	178	84.0	9.6/7.9	
10 (5)	1800/900 (1)	460	256T	U10R9C	\$2,338	DS-3MS	25.6	226	84.0	12.7/10.0	
15 (7-1/2)	1800/900 (1)	460	284T	U15R9C	\$3,068	DS-3MS	28.3	250	85.5	18.6/14.2	
20 (10)	1800/900 (1)	460	286T	U20R9C	\$3,820	DS-3MS	28.3	250	85.5	24.7/18.6	

## Constant Torque, 1800/1200 RPM, Two Winding

HP (HP-Low)	RPM/RPM-Low (# Wdgs)	Voltage	Frame	Catalog Number	List	Discount Symbol	Total Length	Ship Wt.	Full Load Eff.	Full Load Amps	Notes
1 (2/3)	1800/1200 (2)	460	145T	U1D10C	\$1,161	DS-3MS	13.8	40	77.0	1.9/1.5	
1-1/2 (1)	1800/1200 (2)	460	182T	U32D10C	\$1,273	DS-3MS	16.1	50	75.5	2.7/2.4	
2 (1-1/3)	1800/1200 (2)	460	184T	U2D10C	\$1,403	DS-3MS	16.9	60	77.0	3.4/3.2	
3 (2)	1800/1200 (2)	460	213T	U3D10C	\$1,460	DS-3MS	18.6	90	82.5	4.2/3.6	
5 (3-1/3)	1800/1200 (2)	460	215T	U5D10C	\$2,044	DS-3MS	20.1	90	82.5	4.2	
7-1/2 (5)	1800/1200 (2)	460	254T	U7D10C	\$2,537	DS-3MS	23.9	220	84.0	10.1/7.9	
10 (6-2/3)	1800/1200 (2)	460	256T	U10D10C	\$3,207	DS-3MS	25.6	250	85.5	12.9/10.3	
15 (10)	1800/1200 (2)	460	286T	U15D10C	\$4,210	DS-3MS	28.3	250	86.5	18.8	

† All marks shown within this document are properties of their respective owners.



# General Purpose Three Phase, Totally Enclosed Fan Cooled (TEFC) HOSTILE DUTY™ Premium Efficient



## APPLICATIONS:

For pulp & paper plants, saw mills, mines, foundries, chemical plants, waste management facilities, and other process-related industries requiring protection within harsh operating conditions.

## FEATURES:

- World Motor® Features Except Where Noted
- Class F Insulation, Class B Rise At Full Load On 60 Hertz Sine Wave Power
- Cast Iron Frame (140: Rolled Steel), Cast Iron End Brackets
- Stainless Steel Nameplate (with CE Mark) & Zinc Plated Hardware
- Shaft Slinger On Pulley End For IP54 Protection
- Dual Voltage 230/460 Volts (1-100 HP)
- 40°C Ambient, NEMA† Design B Performance On 60 Hz Sine Wave Power
- Regreaseable Ball Bearings 250 Frame & Up, Lifting Provisions 180 Frame & Up
- Double Shielded Bearings 140-360, Open On 400-440
- 1.15 Service Factor @ 60 Hz
- Steel Fan Cover & Conduit Box
- Field Convertible To F2 Mounting 180 Frame & Larger
- Condensation Drains With Plastic Plugs
- Conversion Kits: All Cast Iron Upgrade, C&D Flanges, Canopy Kits (except 320-360), See Pages 166-171

HP	RPM	Voltage	Frame	Catalog Number	List	Discount Symbol	SF	"C" Dim. (Inches)	Ship Wt (lbs)	Full Load Eff.	Full Load Amps	Notes
1	1800	200	143T	H1P2H	\$498	DS-3HD	1.15	12.9	45	85.5	3.4	
	1800	208-230/460	143T	H1P2D	\$498	DS-3HD	1.15	12.9	45	85.5	3.2-3/1.5	03
	1800	575	143T	H1P2G	\$498	DS-3HD	1.15	12.9	47	86.5	1.1	
	1200	208-230/460	145T	H1P3D	\$677	DS-3HD	1.15	13.1	52	82.5	3.6-3.5/1.8	03
1 1/2	3600	200	143T	H32P1H	\$574	DS-3HD	1.15	12.9	45	84.0	4.4	
	3600	208-230/460	143T	H32P1D	\$574	DS-3HD	1.15	12.9	47	84.0	4.2-3.9/2	03
	1800	200	145T	H32P2H	\$552	DS-3HD	1.15	13.1	50	86.5	4.7	
	1800	208-230/460	145T	H32P2D	\$552	DS-3HD	1.15	13.1	52	86.5	4.5-4.3/2.1	03
	1800	575	145T	H32P2G	\$552	DS-3HD	1.15	13.1	52	86.5	1.7	
	1200	200	182T	H32P3H	\$751	DS-3HD	1.15	16.0	85	87.5	5.4	
	1200	208-230/460	182T	H32P3D	\$751	DS-3HD	1.15	16.0	138	87.5	4.8-4.7/2.3	03
	900	230/460	184T	H32E4E	\$1,546	DS-3FX	1.15	16.0	110	78.5	6.6/3.3	
2	3600	200	145T	H2P1H	\$682	DS-3HD	1.15	13.1	50	86.5	5.6	
	3600	208-230/460	145T	H2P1D	\$682	DS-3HD	1.15	13.1	52	86.5	5.4-4.9/2.4	03
	3600	575	145T	H2P1G	\$682	DS-3HD	1.15	13.1	52	86.5	2	
	1800	200	145T	H2P2H	\$605	DS-3HD	1.15	13.1	50	86.5	6.2	03
	1800	208-230/460	145T	H2P2D	\$605	DS-3HD	1.15	13.1	50	86.5	6-5.7/2.8	03
	1800	575	145T	H2P2G	\$605	DS-3HD	1.15	13.1	52	86.5	2.3	
	1200	200	184T	H2P3H	\$836	DS-3HD	1.15	16.0	95	88.5	7.2	
	1200	208-230/460	184T	H2P3D	\$836	DS-3HD	1.15	16.0	95	88.5	6.4-6.2/3.1	03
	1200	575	184T	H2P3G	\$836	DS-3HD	1.15	16.0	95	88.5	2.5	
	900	230/460	213T	H2E4E	\$1,963	DS-3FX	1.15	19.2	160	82.5	7.6/3.8	03
900	575	213T	H2E4G	\$1,963	DS-3FX	1.15	19.2	160	82.5	3		
3	3600	200	182T	H3P1H	\$767	DS-3HD	1.15	16.0	85	86.5	8.8	
	3600	208/230	182T	H3P1D	\$767	DS-3HD	1.15	16.0	85	86.5	8.4/7.6	03
	3600	575	182T	H3P1G	\$767	DS-3HD	1.15	16.0	100	87.5	3.1	
	1800	200	182T	H3P2H	\$678	DS-3HD	1.15	16.0	85	89.5	9.1	
	1800	208-230/460	182T	H3P2D	\$678	DS-3HD	1.15	16.0	100	89.5	8.4-7.8/3.9	03
	1800	575	182T	H3P2G	\$678	DS-3HD	1.15	16.0	85	89.5	3.2	

Note 03: 60/50 Hz rated with no derate on HP; 230/460 volt 60 Hz ratings operate on 190/380 volt 50 Hz, 460V 60 Hz ratings operate on 380V 50 Hz; Full 60 & 50 Hz data on Nameplate

† All marks shown within this document are properties of their respective owners.



# General Purpose Three Phase, Totally Enclosed Fan Cooled (TEFC) HOSTILE DUTY™ Premium Efficient (continued)



HP	RPM	Voltage	Frame	Catalog Number	List	Discount Symbol	SF	"C" Dim. (Inches)	Ship Wt (lbs)	Full Load Eff.	Full Load Amps	Notes
3	1200	200	213T	H3P3H	\$1,036	DS-3HD	1.15	19.2	150	89.5	10.1	
	1200	208-230/460	213T	H3P3D	\$1,036	DS-3HD	1.15	19.2	157	89.5	9.3-8.8/4.4	
	1200	575	213T	H3P3G	\$1,036	DS-3HD	1.15	19.2	157	89.5	3.5	
	900	200	215T	H3E4H	\$2,137	DS-3FX	1.15	19.2	180	84.0	12.8	
	900	230/460	215T	H3E4E	\$2,137	DS-3FX	1.15	19.2	180	84.0	11.1/5.5	03
	900	575	215T	H3E4G	\$2,137	DS-3FX	1.15	19.2	180	84.0	4.5	
5	3600	200	184T	H5P1H	\$962	DS-3HD	1.15	16.0	100	88.5	14	
	3600	208-230/460	184T	H5P1D	\$962	DS-3HD	1.15	16.0	100	88.5	13.4-12.2/6.1	03
	3600	575	184T	H5P1G	\$962	DS-3HD	1.15	16.0	100	89.5	4.9	
	1800	200	184T	H5P2H	\$788	DS-3HD	1.15	16.0	100	89.5	14.6	
	1800	208-230/460	184T	H5P2D	\$788	DS-3HD	1.15	16.0	100	89.5	13.9-12.8/6.4	03
	1800	575	184T	H5P2G	\$788	DS-3HD	1.15	16.0	100	89.5	5.1	
	1200	200	215T	H5P3H	\$1,483	DS-3HD	1.15	19.2	150	89.5	15.9	
	1200	208-230/460	215T	H5P3D	\$1,483	DS-3HD	1.15	19.2	179	90.2	15-14/7	
	1200	575	215T	H5P3G	\$1,483	DS-3HD	1.15	19.2	150	90.2	5.6	
7 1/2	3600	200	213T	H7P1H	\$1,192	DS-3HD	1.15	19.2	150	90.2	20.6	
	3600	208-230/460	213T	H7P1D	\$1,192	DS-3HD	1.15	19.2	160	91.0	19.9-17.8/8.9	03
	3600	575	213T	H7P1G	\$1,192	DS-3HD	1.15	19.2	160	91.7	7.1	14
	1800	200	213T	H7P2H	\$1,078	DS-3HD	1.15	19.2	150	91.7	21.5	
	1800	208-230/460	213T	H7P2D	\$1,078	DS-3HD	1.15	19.2	163	91.7	20-18.5/9.3	
	1800	575	213T	H7P2G	\$1,078	DS-3HD	1.15	19.2	163	91.7	7.5	
	1200	200	254T	H7P3H	\$1,979	DS-3HD	1.15	25.3	300	91.0	21.9	02
	1200	208-230/460	254T	H7P3D	\$1,979	DS-3HD	1.15	25.3	300	91.7	20.6-18.8/9.4	02
	1200	575	254T	H7P3G	\$1,979	DS-3HD	1.15	25.3	300	91.0	7.6	02
	900	208-230/460	256T	H7E4D	\$3,766	DS-3FX	1.15	25.3	300	86.5	23.8-22.1/11	02, 03
10	3600	200	215T	H10P1H	\$1,397	DS-3HD	1.15	19.2	180	91.0	27	
	3600	208-230/460	215T	H10P1D	\$1,397	DS-3HD	1.15	19.2	180	91.7	26.4-23.5/11.8	
	3600	575	215T	H10P1G	\$1,397	DS-3HD	1.15	19.2	180	91.7	9.4	
	1800	200	215T	H10P2H	\$1,302	DS-3HD	1.15	19.2	190	91.7	27.5	
	1800	208-230/460	215T	H10P2D	\$1,302	DS-3HD	1.15	19.2	190	91.7	26.5-23.9/12	
	1800	575	215T	H10P2G	\$1,302	DS-3HD	1.15	19.1	195	91.7	9.6	
	1200	200	256T	H10P3H	\$2,390	DS-3HD	1.15	25.3	340	91.0	28.4	02
	1200	208-230/460	256T	H10P3D	\$2,390	DS-3HD	1.15	25.3	340	91.7	27.1-24.6/12.3	02
	1200	575	256T	H10P3G	\$2,390	DS-3HD	1.15	25.3	340	91.7	9.8	02
	900	230/460	284T	H10E4E	\$3,693	DS-3FTE	1.15	27.0	385	88.5	28.3/14.2	02, 03
15	900	575	284T	H10E4G	\$3,693	DS-3FTE	1.15	27.0	340	88.5	11.4	02
	3600	200	254T	H15P1H	\$1,999	DS-3HD	1.15	25.3	300	91.0	40	02
	3600	208-230/460	254T	H15P1D	\$1,999	DS-3HD	1.15	25.3	300	91.0	39-34/17.2	02, 03
	3600	575	254T	H15P1G	\$1,999	DS-3HD	1.15	25.3	300	91.0	13.8	02
	1800	200	254T	H15P2H	\$1,798	DS-3HD	1.15	25.3	300	92.4	42	02
	1800	208-230/460	254T	H15P2D	\$1,798	DS-3HD	1.15	25.3	300	92.4	40-37/18.4	02
	1800	575	254T	H15P2G	\$1,798	DS-3HD	1.15	25.3	300	92.4	14.6	

Note 02: Suitable for Wye-Delta start on voltages shown

Note 14: NEMA® Design A

Note 03: 60/50 Hz rated with no derate on HP; 230/460 volt 60 Hz ratings operate on 190/380 volt 50 Hz; 460V 60 Hz ratings operate on 380V 50 Hz; Full 60 & 50 Hz data on Nameplate

† All marks shown within this document are properties of their respective owners.



# General Purpose Three Phase, Totally Enclosed Fan Cooled (TEFC) HOSTILE DUTY™ Premium Efficient (continued)



HP	RPM	Voltage	Frame	Catalog Number	List	Discount Symbol	SF	"C" Dim. (Inches)	Ship Wt (lbs)	Full Load Eff.	Full Load Amps	Notes	
15	1200	200	284T	H15P3H	\$3,331	DS-3HD	1.15	27.0	385	91.7	42	02, 14	
	1200	208-230/460	284T	H15P3D	\$3,331	DS-3HD	1.15	27.0	385	91.7	41-37/18.4	02, 03, 14	
	1200	575	284T	H15P3G	\$3,331	DS-3HD	1.15	27.0	284	91.7	14.8	02, 14	
	900	200	286T	H15E4H	\$4,938	DS-3FTE	1.15	27.0	390	88.5	50	02	
	900	230/460	286T	H15E4E	\$4,938	DS-3FTE	1.15	27.0	390	88.5	44/21.8	02, 03	
	900	575	286T	H15E4G	\$4,938	DS-3FTE	1.15	27.0	390	88.5	17.3	02	
20	3600	200	256T	H20P1H	\$2,475	DS-3HD	1.15	25.3	340	91.0	53	02	
	3600	208-230/460	256T	H20P1D	\$2,475	DS-3HD	1.15	25.3	340	91.0	53-46/23	02, 03	
	3600	575	256T	H20P1G	\$2,475	DS-3HD	1.15	25.3	340	91.0	18.4	02	
	1800	200	256T	H20P2H	\$2,216	DS-3HD	1.15	25.3	340	93.0	54	02	
	1800	208-230/460	256T	H20P2D	\$2,216	DS-3HD	1.15	25.3	340	93.0	53-47/23.7	02	
	1800	575	256T	H20P2G	\$2,216	DS-3HD	1.15	25.3	340	93.0	19	02	
	1200	200	286T	H20P3H	\$4,035	DS-3HD	1.15	27.0	286	91.7	57	02, 14	
	1200	208-230/460	286T	H20P3D	\$4,035	DS-3HD	1.15	27.0	400	91.7	54-49/24.5	02, 03, 14	
	1200	575	286T	H20P3G	\$4,035	DS-3HD	1.15	27.0	400	91.7	19.7	02, 14	
	900	230/460	324T	H20E4E	\$5,844	DS-3FTE	1.15	30.6	510	89.5	55/27.3	02, 03	
	900	575	324T	H20E4G	\$5,844	DS-3FTE	1.15	30.6	510	89.5	21.7	02	
	25	3600	200	284TS	H25P1HS	\$3,036	DS-3HD	1.15	25.6	355	91.7	67	02
3600		208-230/460	284T	H25P1D	\$3,036	DS-3HD	1.15	27.0	355	91.7	66-57/28.7	02, 03	
3600		208-230/460	284TS	H25P1DS	\$3,036	DS-3HD	1.15	25.6	355	91.7	66-57/28.7	02, 03	
3600		575	284TS	H25P1GS	\$3,036	DS-3HD	1.15	25.6	355	91.7	23	02	
1800		200	284T	H25P2H	\$2,659	DS-3HD	1.15	27.0	355	93.6	66	02	
1800		200	284TS	H25P2HS	\$2,659	DS-3HD	1.15	25.6	355	93.6	66	02	
1800		208-230/460	284T	H25P2D	\$2,659	DS-3HD	1.15	27.0	355	93.6	64-58/28.9	02, 03	
1800		208-230/460	284TS	H25P2DS	\$2,659	DS-3HD	1.15	25.6	355	93.6	64-58/28.9	02, 03	
1800		575	284T	H25P2G	\$2,659	DS-3HD	1.15	27.0	355	93.6	23	02	
1800		575	284TS	H25P2GS	\$2,659	DS-3HD	1.15	25.6	355	93.6	23	02	
1200		200	324T	H25P3H	\$4,801	DS-3HD	1.15	30.6	510	93.0	71	02, 14	
1200		230/460	324T	H25P3E	\$4,801	DS-3HD	1.15	30.6	510	93.0	62/31	02, 03, 14	
1200		575	324T	H25P3G	\$4,801	DS-3HD	1.15	30.6	510	93.0	24.6	02, 14	
900		230/460	326T	H25E4E	\$6,923	DS-3FTE	1.15	30.6	590	89.5	67/33	02, 03	
900		575	326T	H25E4G	\$6,923	DS-3FTE	1.15	30.6	590	89.5	78	02	
30		3600	200	286TS	H30P1HS	\$3,560	DS-3HD	1.15	25.6	400	91.7	79	02
		3600	208-230/460	286T	H30P1D	\$3,560	DS-3HD	1.15	27.0	400	91.7	79-69/34	02, 03
		3600	208-230/460	286TS	H30P1DS	\$3,560	DS-3HD	1.15	25.6	400	91.7	79-69/34	02, 03
	3600	575	286TS	H30P1GS	\$3,560	DS-3HD	1.15	25.6	400	91.7	27.6	02	
	1800	200	286T	H30P2H	\$3,101	DS-3HD	1.15	27.0	415	93.6	80	02	
	1800	200	286TS	H30P2HS	\$3,101	DS-3HD	1.15	25.6	415	93.6	80	02	
	1800	208-230/460	286T	H30P2D	\$3,101	DS-3HD	1.15	27.0	415	93.6	77-69/35	03	
	1800	208-230/460	286TS	H30P2DS	\$3,101	DS-3HD	1.15	25.6	415	93.6	77-69/35	03	
	1800	575	286T	H30P2G	\$3,101	DS-3HD	1.15	27.0	415	93.6	27.6	02	
	1800	575	286TS	H30P2GS	\$3,101	DS-3HD	1.15	25.6	415	93.6	27.6	02	
	1200	200	326T	H30P3H	\$5,665	DS-3HD	1.15	30.6	590	93.0	84	02, 14	

Note 02: Suitable for Wye-Delta start on voltages shown

Note 14: NEMA® Design A

Note 03: 60/50 Hz rated with no derate on HP; 230/460 volt 60 Hz ratings operate on 190/380 volt 50 Hz, 460V 60 Hz ratings operate on 380V 50 Hz; Full 60 & 50 Hz data on Nameplate

† All marks shown within this document are properties of their respective owners.



HVAC RESCUE  
HVAC OEM  
HVAC  
HVAC KITS  
GENERAL PURPOSE SINGLE PHASE  
AGRICULTURE  
GENERAL PURPOSE OPEN DRIP-PROOF  
GENERAL PURPOSE UNIMOUNT  
GENERAL PURPOSE HOSTILE DUTY  
DEFINITE PURPOSE INVERTER DUTY  
VARIABLE FREQUENCY DRIVES  
COOLING TOWER DUTY

# General Purpose Three Phase, Totally Enclosed Fan Cooled (TEFC) HOSTILE DUTY™ Premium Efficient (continued)



HP	RPM	Voltage	Frame	Catalog Number	List	Discount Symbol	SF	"C" Dim. (Inches)	Ship Wt (lbs)	Full Load Eff.	Full Load Amps	Notes		
30	1200	230/460	326T	H30P3E	\$5,665	DS-3HD	1.15	30.6	590	93.0	74/37	02, 03, 14		
	1200	575	326T	H30P3G	\$5,665	DS-3HD	1.15	30.6	590	93.0	29.6	02, 14		
	900	230/460	364T	H30E4E	\$7,970	DS-3FTE	1.15	32.6	790	91.7	80/40	02, 03		
	900	575	364T	H30E4G	\$7,970	DS-3FTE	1.15	32.6	790	92.4	31	02		
40	3600	200	324TS	H40P1HS	\$4,600	DS-3HD	1.15	29.1	460	93.0	104	02, 14		
	3600	230/460	324TS	H40P1ES	\$4,600	DS-3HD	1.15	29.1	460	93.0	90/45	02, 03, 14		
	3600	575	324TS	H40P1GS	\$4,600	DS-3HD	1.15	29.1	460	93.0	36	02, 14		
	1800	200	324T	H40P2H	\$4,049	DS-3HD	1.15	30.6	510	94.1	104	02		
GENERAL PURPOSE SINGLE PHASE	1800	200	324TS	H40P2HS	\$4,049	DS-3HD	1.15	29.1	510	94.1	104	02		
	1800	230/460	324T	H40P2E	\$4,049	DS-3HD	1.15	30.6	510	94.1	90/45	02, 03		
	1800	230/460	324TS	H40P2ES	\$4,049	DS-3HD	1.15	29.1	510	94.1	90/45	02, 03		
	1800	575	324T	H40P2G	\$4,049	DS-3HD	1.15	30.6	510	94.1	36	02		
	1800	575	324TS	H40P2GS	\$4,049	DS-3HD	1.15	29.1	510	94.1	36	02		
	1200	200	364T	H40P3H	\$7,630	DS-3HD	1.15	32.6	800	94.1	106	02		
	1200	230/460	364T	H40P3E	\$7,630	DS-3HD	1.15	32.6	800	94.1	93/46	02, 03		
	1200	575	364T	H40P3G	\$7,630	DS-3HD	1.15	32.6	800	94.1	37	02		
	900	230/460	365T	H40E4E	\$9,873	DS-3FTE	1.15	32.6	840	92.4	105/52	02, 03		
	900	575	365T	H40E4G	\$9,873	DS-3FTE	1.15	32.6	840	92.4	41	02		
	AGRICULTURE	50	3600	200	326TS	H50P1HS	\$5,919	DS-3HD	1.15	29.1	550	93.0	129	02
		3600	230/460	326TS	H50P1ES	\$5,919	DS-3HD	1.15	29.1	550	93.0	112/56	02, 03	
3600		575	326TS	H50P1GS	\$5,919	DS-3HD	1.15	29.1	550	93.0	45	02		
1800		200	326T	H50P2H	\$4,971	DS-3HD	1.15	30.6	590	94.5	129	02, 14		
1800		200	326TS	H50P2HS	\$4,971	DS-3HD	1.15	29.1	590	94.5	129	02, 14		
1800		230/460	326T	H50P2E	\$4,971	DS-3HD	1.15	30.6	590	94.5	112/56	02, 03		
1800		230/460	326TS	H50P2ES	\$4,971	DS-3HD	1.15	29.1	590	94.5	112/56	02, 03		
1800		575	326T	H50P2G	\$4,971	DS-3HD	1.15	30.6	590	94.5	45	02		
1800		575	326TS	H50P2GS	\$4,971	DS-3HD	1.15	29.1	590	94.5	45	02		
1200		200	365T	H50P3H	\$8,790	DS-3HD	1.15	32.6	890	94.1	133	02		
1200		230/460	365T	H50P3E	\$8,790	DS-3HD	1.15	32.6	890	94.1	115/58	02, 03		
1200		575	365T	H50P3G	\$8,790	DS-3HD	1.15	32.6	890	94.1	46	02		
GENERAL PURPOSE UNIMOUNT	60	3600	200	364TS	H60P1HS	\$7,901	DS-3HD	1.15	30.4	825	93.6	154	02, 14	
	3600	230/460	364TS	H60P1ES	\$7,901	DS-3HD	1.15	30.4	825	93.6	134/67	02, 03		
	3600	575	364TS	H60P1GS	\$7,901	DS-3HD	1.15	30.4	825	93.6	53	02, 14		
	1800	200	364T	H60P2H	\$7,228	DS-3HD	1.15	32.6	865	95.0	155	02		
	1800	200	364TS	H60P2HS	\$7,228	DS-3HD	1.15	30.4	865	95.0	155	02		
	1800	230/460	364T	H60P2E	\$7,228	DS-3HD	1.00	32.6	865	95.0	136/68	02, 03		
	1800	230/460	364TS	H60P2ES	\$7,228	DS-3HD	1.00	30.4	865	95.0	136/68			
	1800	575	364T	H60P2G	\$7,228	DS-3HD	1.15	32.6	865	95.0	55	02		
	1800	575	364TS	H60P2GS	\$7,228	DS-3HD	1.15	30.4	865	95.0	55	02		
	1200	230/460	404T	H60P3E	\$10,356	DS-3HD	1.15	37.6	1160	94.5	139/70			
GENERAL PURPOSE HOSTILE DUTY	75	3600	200	365TS	H75P1HS	\$9,928	DS-3HD	1.15	30.4	875	93.6	194	02, 14	
	3600	230/460	365TS	H75P1ES	\$9,928	DS-3HD	1.15	30.4	875	93.6	167/84	02, 03, 14		
	3600	575	365TS	H75P1GS	\$9,928	DS-3HD	1.15	30.4	875	93.6	67	02, 14		

Note 02: Suitable for Wye-Delta start on voltages shown

Note 14: NEMA® Design A

Note 03: 60/50 Hz rated with no derate on HP; 230/460 volt 60 Hz ratings operate on 190/380 volt 50 Hz, 460V 60 Hz ratings operate on 380V 50 Hz; Full 60 & 50 Hz data on Nameplate

† All marks shown within this document are properties of their respective owners.





# General Purpose Three Phase, Totally Enclosed Fan Cooled (TEFC) HOSTILE DUTY™ Premium Efficient (continued)



HP	RPM	Voltage	Frame	Catalog Number	List	Discount Symbol	SF	"C" Dim. (Inches)	Ship Wt (lbs)	Full Load Eff.	Full Load Amps	Notes	
75	1800	200	365T	H75P2H	\$9,193	DS-3HD	1.15	32.6	890	95.4	196	02, 14	
	1800	200	365TS	H75P2HS	\$9,193	DS-3HD	1.15	30.4	890	95.4	196	02, 14	
	1800	230/460	365T	H75P2E	\$9,193	DS-3HD	1.15	32.6	890	95.4	169/85	02, 03	
	1800	230/460	365TS	H75P2ES	\$9,193	DS-3HD	1.15	30.4	890	95.4	169/85	02, 03	
	1800	575	365T	H75P2G	\$9,193	DS-3HD	1.15	32.6	890	95.4	68	02	
	1800	575	365TS	H75P2GS	\$9,193	DS-3HD	1.15	30.4	890	95.4	68	02	
	1200	230/460	405T	H75P3E	\$12,210	DS-3HD	1.15	37.6	1175	94.5	174/87	02, 03	
	900	230/460	444T	H75E4E	\$18,164	DS-3FTE	1.15	45.8	1400	93.0	193/97	02, 03	
	100	3600	230/460	405TS	H100P1ES	\$13,296	DS-3HD	1.15	34.6	1175	94.5	224/112	02, 03
3600		575	405TS	H100P1GS	\$13,296	DS-3HD	1.15	34.6	1175	94.1	90		
1800		200	405T	H100P2H	\$11,329	DS-3HD	1.15	37.6	1200	95.4	260		
1800		200	405TS	H100P2HS	\$11,329	DS-3HD	1.15	34.6	1200	95.4	260		
1800		230/460	405T	H100P2E	\$11,329	DS-3HD	1.15	37.6	1200	95.4	225/113		
1800		230/460	405TS	H100P2ES	\$11,329	DS-3HD	1.15	34.6	1200	95.4	225/113		
1800		575	405T	H100P2G	\$11,329	DS-3HD	1.15	37.6	1200	95.4	90	02	
1800		575	405TS	H100P2GS	\$11,329	DS-3HD	1.15	34.6	1200	95.4	90		
1200		230/460	444T	H100P3E	\$16,718	DS-3HD	1.15	45.8	1600	95.4	248/124	02, 03	
1200		575	444T	H100P3G	\$16,718	DS-3HD	1.15	43.4	1618	95.4	99		
900		230/460	445T	H100E4E	\$22,950	DS-3FTE	1.15	45.4	1500	93.6	262/131	02, 03	
125		3600	460	444TS	H125P1FS	\$17,620	DS-3HD	1.15	42.0	1550	95.0	144	02, 12
	3600	575	444TS	H125P1GS	\$17,620	DS-3HD	1.15	42.0	1550	95.0	115	02, 12	
	1800	460	444T	H125P2F	\$15,018	DS-3HD	1.15	45.8	1575	95.4	144	02, 03	
	1800	460	444TS	H125P2FS	\$15,018	DS-3HD	1.15	42.0	1575	95.4	144	02	
	1800	575	444T	H125P2G	\$15,018	DS-3HD	1.15	45.8	1575	95.4	116	02	
	1800	575	444TS	H125P2GS	\$15,018	DS-3HD	1.15	42.0	1575	95.4	116	02	
	1200	460	445T	H125P3F	\$20,365	DS-3HD	1.15	45.8	1650	95.8	151	02, 03	
	1200	575	445T	H125P3G	\$20,365	DS-3HD	1.15	45.8	1650	95.8	123	02	
	1200	575	445T	H125P3GB	\$21,080	DS-3HD	1.15	45.8	1650	95.8	123	02, 09	
	900	460	447T	H125E4F	\$26,682	DS-3FTE	1.15	48.9	1900	94.1	155	02, 03	
	150	3600	460	445TS	H150P1FS	\$21,343	DS-3HD	1.15	42.0	1625	95.0	176	02, 12
		3600	575	445TS	H150P1GS	\$21,343	DS-3HD	1.15	42.0	1625	95.0	141	02, 12
1800		460	445T	H150P2F	\$17,545	DS-3HD	1.15	45.8	1650	95.8	171	02, 03	
1800		460	445TS	H150P2FS	\$17,545	DS-3HD	1.15	42.0	1650	95.8	171	02	
1800		575	445T	H150P2G	\$17,545	DS-3HD	1.15	45.8	1650	95.8	137	02	
1800		575	445TS	H150P2GS	\$17,545	DS-3HD	1.15	42.0	1650	95.8	137	02	
1200		460	447T	H150P3F	\$23,023	DS-3HD	1.15	49.3	2000	96.2	181	02, 03	
1200		575	447T	H150P3G	\$23,023	DS-3HD	1.15	49.3	2000	96.2	145	02	
200		3600	460	447TS	H200P1FS	\$27,028	DS-3HD	1.15	45.5	2100	95.4	220	02
	3600	575	447TS	H200P1GS	\$27,028	DS-3HD	1.15	45.5	2100	95.4	177	02	
	1800	460	447T	H200P2F	\$21,421	DS-3HD	1.15	49.3	2150	96.2	224	02, 03	
	1800	460	447TS	H200P2FS	\$21,421	DS-3HD	1.15	45.5	2150	96.2	224	02	
	1800	575	447T	H200P2G	\$21,421	DS-3HD	1.15	49.3	2150	95.8	181	02	
	1800	575	447TS	H200P2GS	\$21,421	DS-3HD	1.15	45.5	2150	95.8	181	02	

Note 02: Suitable for Wye-Delta start on voltages shown  
 Note 03: 60/50 Hz rated with no derate on HP; 230/460 volt 60 Hz ratings operate on 190/380 volt 50 Hz; 460V 60 Hz ratings operate on 380V 50 Hz; Full 60 & 50 Hz data on Nameplate

Note 14: NEMA® Design A

† All marks shown within this document are properties of their respective owners.



HVACR  
RESCUE

HVACR  
OEM

HVACR

HVACR  
KITS

GENERAL PURPOSE  
SINGLE PHASE

AGRICULTURE

GENERAL PURPOSE  
OPEN DRIP-PROOF

GENERAL PURPOSE  
UNIMOUNT


GENERAL PURPOSE  
HOSTILE DUTY

DEFINITE PURPOSE  
INVERTER DUTY

VARIABLE  
FREQUENCY  
DRIVES

COOLING  
TOWER  
DUTY

# Definite Purpose Three Phase, Totally Enclosed, Fan Cooled (TEFC) UNIMOUNT®, Inverter Duty 10:1 (6-60 Hz) Speed Range Variable Torque



UTI

## APPLICATIONS:

For pumps, fans, blowers or other inverter powered applications having variable torque requirements.

## FEATURES:

- Inverter Grade® Insulation System (Meets NEMA MG-1 Part 31)
- Class F Thermostats (One Per Phase)
- Extruded Aluminum Frame (140: Rolled Steel)
- Aluminum End Shields With Steel Bearing Inserts
- 40°C Ambient, NEMA®† Design B Performance On 60 Hertz Sine Wave Power
- Removable Base 180 Frame & Larger
- Lifting Provisions 180 Frame & Larger
- Regreasable Shaft-End Bearing 180 Frame & Larger
- 56/140 Frame Shielded Bearings, Double Shielded Bearings
- Double Dip & Bake With Extra Bracing
- Premium Efficient Design, Special Balance, F1 Assembly Position
- Class F Insulation, 1.15 S.F. On Sine Wave / 1.0 S.F. On PWM
- Constant Horsepower To 90 Hz
- Conversion Kits: C&D Flanges, Drip Cover, Brakes (56-210), See Pages 166-171
- For VFD Guidelines, Refer to Page xxii

## 5:1 (12-60 Hz) Speed Range Constant Torque

HP	RPM (Max Speed)	Voltage	Frame	Catalog Number	List	Discount Symbol	Total Length	Ship Wt.	Full Load Eff.	Full Load Amps	Notes
1/3	1800 (3600)	208-230/460	56C	UN13V2BC	\$475	DS-VFM	8.8	19	-	1.4-1.4/0.71	28
	1800 (3600)	230/460	56C	U13T2BCR	\$659	DS-VFM	10.8	22	-	1.6/0.8	FTLS
1/2	1800 (3600)	208-230/460	56C	UN12V2AC	\$552	DS-VFM	8.8	21	-	2.0-2.1/1.1	28
	1800 (3600)	230/460	56C	U12T2BCR	\$746	DS-VFM	10.8	25	-	2.3/1.1	FTLS
	1200 (2400)	208-230/460	56C	UN12V3BC	\$692	DS-VFM	10.3	26	-	2.3-2.4/1.2	28
3/4	1800 (3600)	208-230/460	56C	UN34V2AC	\$649	DS-VFM	8.8	26	-	2.8-2.7/1.3	28
	1800 (3600)	230/460	56C	U34T2BCR	\$823	DS-VFM	12.1	29	-	2.7/1.3	FTLS
	1200 (2400)	208-230/460	56C	UN34V3BC	\$815	DS-VFM	11.3	30	-	3.1-3.0/1.5	28
1	1800 (3600)	230/460	143TC	U1V2BC	\$738	DS-VFM	13.1	35	85.5	2.9/1.5	
	1800 (3600)	208-230/460	56C	UN1V2AFC	\$713	DS-VFM	11.8	28	-	3.5-3.4/1.7	28
	1200 (2400)	230/460	145TC	U1V3BC	\$923	DS-VFM	13.1	40	81.5	3.7/1.9	
1-1/2	3600 (7200)	230/460	143TC	U32V1BC	\$759	DS-VFM	13.1	35	84.0	3.9/1.9	
	1800 (3600)	230/460	145TC	U32V2BC	\$816	DS-VFM	13.1	40	85.5	4.2/2.1	
	1800 (3600)	208-230/460	56C	T32V2BFC	\$798	DS-VFM	12.8	34	-	5.1-5.0/2.5	
	1200 (2400)	230/460	182TC	U32V3BC	\$965	DS-VFM	16.1	60	87.5	4.6/2.3	
2	3600 (7200)	230/460	145TC	U2V1BC	\$882	DS-VFM	13.1	40	86.5	4.9/2.4	
	1800 (3600)	230/460	145TC	U2V2BC	\$882	DS-VFM	13.1	45	85.5	5.5/2.8	
	1200 (2400)	230/460	184TC	U2V3BC	\$1,072	DS-VFM	16.9	70	87.5	6/3	
3	3600 (7200)	230/460	182TC	U3V1BC	\$1,018	DS-VFM	16.1	60	87.5	7.8/3.9	
	1800 (3600)	230/460	182TC	U3V2BC	\$1,001	DS-VFM	16.1	60	88.5	8.2/4.1	
	1200 (2400)	230/460	213TC	U3V3BC	\$1,414	DS-VFM	18.6	110	90.2	8.7/4.4	
5	3600 (7200)	230/460	184TC	U5V1BC	\$1,260	DS-VFM	16.9	75	88.5	12.1/6.1	
	1800 (3600)	230/460	184TC	U5V2BC	\$1,142	DS-VFM	16.9	80	90.2	12.3/6.2	
	1200 (2400)	230/460	215TC	U5V3BC	\$2,078	DS-VFM	20.1	140	90.2	14/7	
7-1/2	3600 (7200)	230/460	213T	U7V1B	\$1,634	DS-VFM	18.6	100	91.0	17.8/8.9	
	1800 (3600)	230/460	213T	U7V2B	\$1,634	DS-VFM	18.6	110	91.0	18.3/9.2	
	1200 (2400)	230/460	254T	U7V3B	\$2,781	DS-VFM	23.9	200	91.0	18.6/9.3	
10	3600 (7200)	230/460	215T	U10V1B	\$1,927	DS-VFM	20.1	120	91.0	23.5/11.8	
	1800 (3600)	230/460	215T	U10V2B	\$1,972	DS-VFM	20.1	135	91.7	23.8/11.9	
	1200 (2400)	230/460	256T	U10V3B	\$3,268	DS-VFM	25.6	250	91.7	24.5/12.3	
15	3600 (7200)	230/460	254T	U15V1B	\$2,622	DS-VFM	23.9	190	90.2	35/17.7	
	1800 (3600)	230/460	254T	U15V2B	\$2,737	DS-VFM	23.9	240	92.4	37/18.4	
20	3600 (7200)	230/460	256T	U20V1B	\$3,137	DS-VFM	25.6	210	90.2	47/23.4	
	1800 (3600)	230/460	256T	U20V2B	\$3,150	DS-VFM	25.6	250	93.0	47/23.7	


Note 28: TENV Enclosure

Note FTLS: Footless

† All marks shown within this document are properties of their respective owners.



# Definite Purpose Three Phase, Totally Enclosed, Fan Cooled (TEFC) HOSTILE DUTY™, Inverter Duty 10:1 (6-60 Hz) Speed Range Variable Torque



## APPLICATIONS:

For pumps, fans, blowers or other inverter powered applications having variable torque requirements.

## FEATURES:

- Inverter Grade® Insulation System (Meets NEMA® MG-1 Part 31)
- Class F Thermostats (One Per Phase)
- Cast Iron Frame (140: Rolled Steel), Cast Iron End Brackets
- Corrosion Resistant Mill & Chemical Duty Paint
- Stainless Steel Nameplate & Zinc Plated Hardware
- Shaft Slinger On Pulley End For IP54 Protection
- 40°C Ambient, NEMA® Design B Performance On 60 Hertz Sine Wave Power
- Special Balance
- Regreasable Bearings 250 Frame & Up
- Double Shielded Bearings 140-360, Open On 400-440
- Double Dip & Bake With Extra Bracing
- Premium Efficient Design, F1 Assembly Position
- Class F Insulation, 1.15 S.F. On Sine Wave / 1.0 S.F. On PWM
- Constant Horsepower To 90 Hz
- 1.15 S.F. On Sine Wave / 1.0 S.F. On PWM
- Conversion Kits: All Cast Iron Upgrade, C&D Flanges, Drip Cover Kits (except 320-360), See Pages 166-170
- For VFD Guidelines, Refer to Page xxii

## 5:1 (12-60 Hz) Speed Range Constant Torque


HP	RPM (Max Speed)	Voltage	Frame	Catalog Number	List	Discount Symbol	Total Length	Ship Wt.	Full Load Eff.	Full Load Amps	Notes
1	1800 (3600)	230/460	143TC	H1V2BC	\$818	DS-VFM	12.6	65	85.5	2.9/1.5	
	1200 (2400)	230/460	145TC	H1V3BC	\$1,026	DS-VFM	12.6	70	81.5	3.7/1.9	
1-1/2	3600 (7200)	230/460	143TC	H32V1BC	\$842	DS-VFM	12.6	65	84.0	3.9/1.9	
	1800 (3600)	230/460	145TC	H32V2BC	\$906	DS-VFM	12.6	70	85.5	4.4/2.2	
	1200 (2400)	230/460	182TC	H32V3BC	\$1,073	DS-VFM	14.6	100	86.5	5/2.5	
	3600 (7200)	230/460	145TC	H2V1BC	\$982	DS-VFM	12.6	70	86.5	4.9/2.4	
2	1800 (3600)	230/460	145TC	H2V2BC	\$982	DS-VFM	12.6	70	85.5	5.5/2.8	
	1200 (2400)	230/460	184TC	H2V3BC	\$1,190	DS-VFM	15.6	110	87.5	6/3	
3	3600 (7200)	230/460	182TC	H3V1BC	\$1,132	DS-VFM	14.6	100	87.5	7.8/3.9	
	1800 (3600)	230/460	182TC	H3V2BC	\$1,113	DS-VFM	14.6	100	89.5	7.9/4.0	
	1200 (2400)	230/460	213TC	H3V3BC	\$1,572	DS-VFM	17.7	160	90.2	8.7/4.4	
5	3600 (7200)	230/460	184TC	H5V1BC	\$1,401	DS-VFM	15.6	110	88.5	12.2/6.1	
	1800 (3600)	230/460	184TC	H5V2BC	\$1,269	DS-VFM	15.6	110	89.5	12.5/6.3	
	1200 (2400)	230/460	215TC	H5V3BC	\$2,308	DS-VFM	19.2	175	90.2	14/7	
7-1/2	3600 (7200)	230/460	213T	H7V1B	\$1,816	DS-VFM	17.6	160	91.0	17.8/8.9	
	1800 (3600)	230/460	213T	H7V2B	\$1,816	DS-VFM	17.6	160	91.0	18.4/9.2	
	1200 (2400)	230/460	254T	H7V3B	\$3,091	DS-VFM	23.8	300	91.0	18.6/9.3	
10	3600 (7200)	230/460	215T	H10V1B	\$2,144	DS-VFM	19.1	175	91.0	23.2/11.6	
	1800 (3600)	230/460	215T	H10V2B	\$2,191	DS-VFM	19.1	175	91.7	23.8/11.9	
	1200 (2400)	230/460	256T	H10V3B	\$3,630	DS-VFM	25.5	340	91.7	24.5/12.3	
15	3600 (7200)	230/460	254T	H15V1B	\$2,914	DS-VFM	23.8	300	90.2	35/17.7	
	1800 (3600)	230/460	254T	H15V2B	\$3,040	DS-VFM	23.8	300	92.4	37/18.4	
	1200 (2400)	230/460	284T	H15V3B	\$4,481	DS-VFM	25.5	380	91.7	37/18.7	
20	3600 (7200)	230/460	256T	H20V1B	\$3,486	DS-VFM	25.5	350	91.0	46/23	
	1800 (3600)	230/460	256T	H20V2B	\$3,499	DS-VFM	25.5	360	93.0	47/23.7	
	1200 (2400)	230/460	286T	H20V3B	\$5,448	DS-VFM	27.0	410	91.7	49/24.5	
25	3600 (5400)	230/460	284TS	H25V1BS	\$4,350	DS-VFM	24.8	350	91.7	59/29.3	
	1800 (2700)	230/460	284T	H25V2B	\$4,256	DS-VFM	25.5	380	93.0	59/29.4	
	1200 (2400)	230/460	324T	H25V3B	\$6,615	DS-VFM	30.6	600	92.4	59/29.5	
30	3600 (5400)	230/460	286TS	H30V1BS	\$5,140	DS-VFM	26.3	400	91.7	69/35	
	1800 (2700)	230/460	286T	H30V2B	\$5,036	DS-VFM	27.0	440	93.6	69/34	
	1200 (2400)	230/460	326T	H30V3B	\$7,580	DS-VFM	30.6	675	93.0	70/35	

† All marks shown within this document are properties of their respective owners.



## Definite Purpose Three Phase, Totally Enclosed, Fan Cooled (TEFC) HOSTILE DUTY™, Inverter Duty 10:1 (6-60 Hz) Speed Range Variable Torque

(continued)



CTI

### 5:1 (12-60 Hz) Speed Range Constant Torque

HP	RPM (Max Speed)	Voltage	Frame	Catalog Number	List	Discount Symbol	Total Length	Ship Wt.	Full Load Eff.	Full Load Amps	Notes
40	3600 (5400)	230/460	324TS	H40V1BS	\$6,247	DS-VFM	29.1	560	92.4	91/46	
	1800 (2700)	230/460	324T	H40V2B	\$6,059	DS-VFM	30.6	600	93.6	92/46	
	1200 (2400)	230/460	364T	H40V3B	\$10,759	DS-VFM	32.6	875	94.1	93/46	
50	3600 (5400)	230/460	326TS	H50V1BS	\$8,040	DS-VFM	29.1	600	93.0	112/56	
	1800 (2700)	230/460	326T	H50V2B	\$7,460	DS-VFM	30.6	610	94.1	113/56	
	1200 (2400)	230/460	365T	H50V3B	\$12,029	DS-VFM	32.6	900	94.1	116/58	
60	3600 (4500)	230/460	364TS	H60V1BS	\$10,492	DS-VFM	30.4	790	93.0	136/68	
	1800 (3600)	230/460	364T	H60V2B	\$10,631	DS-VFM	32.6	825	94.5	136/68	
	1200 (2400)	230/460	404T	H60V3B	\$13,624	DS-VFM	37.6	1160	94.5	140/70	
75	3600 (4500)	230/460	365TS	H75V1BS	\$13,209	DS-VFM	30.4	830	93.6	167/83	
	1800 (3600)	230/460	365T	H75V2B	\$13,699	DS-VFM	32.5	910	95.0	168/84	
	1200 (2400)	230/460	405T	H75V3B	\$16,291	DS-VFM	37.6	1300	95.0	172/86	
100	3600 (4500)	230/460	405TS	H100V1BS	\$16,890	DS-VFM	34.6	1200	94.5	218/109	
	1800 (3600)	230/460	405T	H100V2B	\$16,081	DS-VFM	37.6	1250	95.4	226/113	
	1200 (2400)	460	444T	H100V3C	\$22,804	DS-VFM	43.4	1660	94.5	124	
125	3600 (4500)	460	444TS	H125V1CS	\$24,360	DS-VFM	39.6	1550	94.5	147	
	1800 (3600)	460	444T	H125V2C	\$22,627	DS-VFM	43.4	1675	95.4	146	
	1200 (2400)	460	445T	H125V3C	\$26,245	DS-VFM	45.4	1750	95.4	153	
150	3600 (4500)	460	445TS	H150V1CS	\$29,266	DS-VFM	41.6	1650	95.4	179	
	1800 (3600)	460	445T	H150V2C	\$26,406	DS-VFM	45.4	1780	95.8	171	
	1200 (2400)	460	447T	H150V3C	\$30,644	DS-VFM	48.9	2100	95.0	181	
200	3600 (4500)	460	447TS	H200V1CS	\$37,024	DS-VFM	45.1	2040	95.4	219	
	1800 (3600)	460	447T	H200V2C	\$31,737	DS-VFM	48.9	2120	95.8	226	

† All marks shown within this document are properties of their respective owners.



# Definite Purpose Three Phase, Totally Enclosed, Fan Cooled (TEFC) HOSTILE DUTY™, Inverter Duty 10:1 (6-60 Hz) Speed Range Constant Torque



## APPLICATIONS:

For pumps, fans, blowers or other inverter powered applications having constant torque requirements. All items on this page are assembled to order. Contact your Customer Service representative for lead-times.

## FEATURES:

- Inverter Grade® Insulation System (Meets NEMA® MG-1 Part 31)
- Class F Thermostats (One Per Phase)
- Cast Iron Frame (140: Rolled Steel), Cast Iron End Brackets
- Corrosion Resistant Mill & Chemical Duty Paint
- Stainless Steel Nameplate & Zinc Plated Hardware
- Shaft Slinger On Pulley End For IP54 Protection
- 40°C Ambient, NEMA® Design A Performance
- Regreasable Bearings 250 Frame & Up, Lifting Provisions 180 Frame & Up
- Double Shielded Bearings 140-360
- Double Dip & Bake With Extra Bracing
- Premium Efficient Design, Special Balance, F1 Assembly Position
- Class F Insulation, 1.15 S.F. On Sine Wave / 1.0 S.F. On PWM
- Cast Iron Inner Bearing Caps (180 Frame & Up)
- Conversion Kits: All Cast Iron Upgrade, C&D Flanges, Drip Cover Kits (except 320-360), See Pages 166-170
- For VFD Guidelines, See Page xxii

HP	RPM (Max Speed)	Voltage	Frame	Catalog Number	List	Discount Symbol	Ship Wt.	Full Load Eff.	Full Load Amps	Notes
1	1800 (3600)	230/460	145TC	H1T2BC	\$1,126	DS-VFM	65	84.0	3.5/1.8	
1-1/2	1800 (3600)	230/460	145TC	H32T2BC	\$1,201	DS-VFM	70	85.5	4.7/2.3	
2	1800 (3600)	230/460	182TC	H2T2BC	\$1,332	DS-VFM	100	89.5	6.0/3.0	
3	1800 (3600)	230/460	184TC	H3T2BC	\$1,488	DS-VFM	110	90.2	8.5/4.2	
5	1800 (3600)	230/460	213T	H5T2B	\$2,036	DS-VFM	160	91.7	13.1/6.6	
7-1/2	1800 (3600)	230/460	215T	H7T2B	\$2,411	DS-VFM	175	92.4	18.4/9.2	
10	1800 (3600)	230/460	254T	H10T2B	\$3,260	DS-VFM	300	93.0	26.1/13	
15	1800 (3600)	230/460	256T	H15T2B	\$3,719	DS-VFM	360	94.1	36.0/18	
20	1800 (2700)	230/460	284T	H20T2B	\$4,476	DS-VFM	390	93.6	48/23.9	
25	1800 (2700)	230/460	286T	H25T2B	\$4,961	DS-VFM	440	94.1	58/28.9	
30	1800 (2700)	230/460	324T	H30T2B	\$6,279	DS-VFM	600	94.5	69/35	
40	1800 (2700)	230/460	326T	H40T2B	\$7,680	DS-VFM	610	94.5	90/45	
50	1800 (2700)	230/460	364T	H50T2B	\$10,851	DS-VFM	825	95.0	115/57	
60	1800 (2700)	230/460	365T	H60T2B	\$13,919	DS-VFM	910	95.4	135/67	

† All marks shown within this document are properties of their respective owners.



# Definite Purpose Three Phase, Open Drip-Proof (ODP) Inverter Duty 10:1 (6-60 Hz) Speed Range Variable Torque



DI, RI

## APPLICATIONS:

For pumps, fans, blowers or other inverter powered applications.

## FEATURES:

- Inverter Grade® Insulation System (Meets NEMA MG-1 Part 31)
- Class F Thermostats (One Per Phase)
- Rolled Steel Frame (140-320), Cast Iron Frame (360-440)
- Aluminum End Shields 140-250, Cast Iron End Shields 280-440
- 40°C Ambient, NEMA® Design B Performance On 60 Hertz Sine Wave Power
- Constant Horsepower To 90 Hz
- Lifting Provisions (210 Frame & Up)
- Regreasable Bearings 180 Frame & Up, Lifting Provisions 210 Frame & Up
- Double Shielded Bearings 140-400, Open On 440 Frame
- Double Dip & Bake With Extra Bracing
- Premium Efficient Design, Special Balance, F1 Assembly Position
- Class F Insulation, 1.15 S.F. On Sine Wave / 1.0 S.F. On PWM
- Conversion Kits: Drip Cover Kits (140-320 Frame), See Page 169
- For VFD Guidelines, Refer to Page xxii

## 5:1 (12-60 Hz) Speed Range Constant Torque

HP	RPM (Max Speed)	Voltage	Frame	Catalog Number	List	Discount Symbol	Total Length	Ship Wt.	Full Load Eff.	Full Load Amps	Notes
1	1800 (3600)	230/460	143T	D1V2B	\$688	DS-VFM	12.8	35	84.0	3.1/1.6	
	1200 (2400)	230/460	145T	D1V3B	\$887	DS-VFM	12.8	40	80.0	3.7/1.8	
1-1/2	3600 (7200)	230/460	143T	D32V1B	\$752	DS-VFM	12.8	35	82.5	4/2	
	1800 (3600)	230/460	145T	D32V2B	\$752	DS-VFM	12.8	40	85.5	4.2/2.1	
	1200 (2400)	230/460	182T	D32V3B	\$972	DS-VFM	15.0	45	85.5	5.3/2.6	
2	3600 (7200)	230/460	145T	D2V1B	\$887	DS-VFM	12.8	40	84.0	5/2.5	
	1800 (3600)	230/460	145T	D2V2B	\$829	DS-VFM	12.8	45	85.5	5.7/2.8	
	1200 (2400)	230/460	184T	D2V3B	\$1,249	DS-VFM	15.0	60	86.5	6.3/3.2	
3	3600 (7200)	230/460	145T	D3V1B	\$978	DS-VFM	12.8	40	84.0	7.4/3.7	
	1800 (3600)	230/460	182T	D3V2B	\$885	DS-VFM	15.0	50	90.2	7.9/3.9	
	1200 (2400)	230/460	213T	D3V3B	\$1,568	DS-VFM	16.0	90	88.5	8.9/4.5	
5	3600 (7200)	230/460	182T	D5V1B	\$1,075	DS-VFM	15.0	50	87.5	12.2/6.1	
	1800 (3600)	230/460	184T	D5V2B	\$1,075	DS-VFM	15.0	60	89.5	12.8/6.4	
	1200 (2400)	230/460	215T	D5V3B	\$1,958	DS-VFM	17.5	100	88.5	14.4/7.2	
7-1/2	3600 (7200)	230/460	184T	D7V1B	\$1,562	DS-VFM	15.0	60	87.5	18.2/9.1	
	1800 (3600)	230/460	213T	D7V2B	\$1,500	DS-VFM	16.0	90	91.0	18.5/9.3	
	1200 (2400)	230/460	254T	D7V3B	\$2,339	DS-VFM	22.6	150	91.7	18.9/9.5	
10	3600 (7200)	230/460	213T	D10V1B	\$1,854	DS-VFM	16.0	90	90.2	24.3/12.2	
	1800 (3600)	230/460	215T	D10V2B	\$1,814	DS-VFM	17.5	100	90.2	24.5/12.2	
	1200 (2400)	230/460	256T	D10V3B	\$2,734	DS-VFM	22.7	160	91.7	25.1/12.6	
15	3600 (7200)	230/460	215T	D15V1B	\$2,345	DS-VFM	17.5	100	90.2	36/18	
	1800 (3600)	230/460	254T	D15V2B	\$2,408	DS-VFM	22.6	150	92.4	37/18.6	
	1200 (2400)	230/460	284T	D15V3B	\$3,520	DS-VFM	24.9	300	91.7	37/18.5	
20	3600 (7200)	230/460	254T	D20V1B	\$2,770	DS-VFM	22.6	150	91.0	46/23.2	
	1800 (3600)	230/460	256T	D20V2B	\$2,940	DS-VFM	22.9	160	93.0	48/24	
	1200 (2400)	230/460	286T	D20V3B	\$4,317	DS-VFM	24.9	325	91.7	49/24.4	
25	3600 (7200)	230/460	256T	D25V1B	\$3,379	DS-VFM	22.7	160	91.0	57/28.7	
	1800 (2700)	230/460	284T	D25V2B	\$3,417	DS-VFM	24.9	300	93.6	58/29.2	
	1200 (2400)	230/460	324T	D25V3B	\$5,125	DS-VFM	27.3	385	93.0	59/29.3	
30	3600 (5400)	230/460	284TS	D30V1BS	\$4,030	DS-VFM	23.5	300	92.4	68/34	
	1800 (2700)	230/460	286T	D30V2B	\$3,971	DS-VFM	24.9	350	94.1	69/34	
	1200 (2400)	230/460	326T	D30V3B	\$5,862	DS-VFM	27.3	415	93.0	70/35	
40	3600 (5400)	230/460	286TS	D40V1BS	\$4,977	DS-VFM	23.5	350	93.0	90/45	
	1800 (2700)	230/460	324T	D40V2B	\$4,766	DS-VFM	27.3	385	94.1	91/46	
	1200 (2400)	230/460	364T	D40V3B	\$8,314	DS-VFM	28.7	580	94.5	92/46	

† All marks shown within this document are properties of their respective owners.



# Definite Purpose Three Phase, Open Drip-Proof (ODP) Inverter Duty 10:1 (6-60 Hz) Speed Range Variable Torque



DI, RI


(continued)

HP	RPM (Max Speed)	Voltage	Frame	Catalog Number	List	Discount Symbol	Total Length	Ship Wt.	Full Load Eff.	Full Load Amps	Notes
50	3600 (5400)	230/460	324TS	D50V1BS	\$5,913	DS-VFM	25.8	385	93.0	117/59	
	1800 (2700)	230/460	326T	D50V2B	\$5,556	DS-VFM	27.3	415	94.1	114/57	
	1200 (2400)	230/460	365T	D50V3B	\$9,709	DS-VFM	29.7	580	94.5	115/57	
60	3600 (5400)	230/460	326TS	D60V1BS	\$6,724	DS-VFM	25.8	415	93.6	135/67	
	1800 (3600)	230/460	364T	D60V2B	\$6,810	DS-VFM	28.7	580	95.0	138/69	
	1200 (2400)	230/460	404T	D60V3B	\$11,328	DS-VFM	32.6	750	94.5	138/69	
75	3600 (4500)	230/460	364TS	D75V1BS	\$8,660	DS-VFM	26.6	580	94.1	171/85	
	1800 (3600)	230/460	365T	D75V2B	\$8,011	DS-VFM	29.7	600	95.0	171/86	
	1200 (2400)	230/460	405T	D75V3B	\$13,029	DS-VFM	34.1	800	94.5	172/86	
100	3600 (4500)	230/460	365TS	D100V1BS	\$11,372	DS-VFM	27.6	600	94.1	225/112	
	1800 (3600)	230/460	404T	D100V2B	\$9,991	DS-VFM	32.6	750	95.4	224/112	
	1200 (2400)	460	444T	D100V3C	\$16,135	DS-VFM	37.8	1100	95.0	121	
125	3600 (4500)	460	404TS	D125V1CS	\$14,150	DS-VFM	29.6	750	95.0	136	
	1800 (3600)	460	405T	D125V2C	\$12,231	DS-VFM	34.1	800	95.4	140	
	1200 (2400)	460	445T	D125V3C	\$19,813	DS-VFM	39.8	1200	95.4	151	
150	3600 (4500)	230/460	405TS	D150V1BS	\$17,212	DS-VFM	31.1	800	94.5	327/164	
	1800 (3600)	460	444T	D150V2C	\$17,276	DS-VFM	37.8	1100	95.8	165	
	1200 (2400)	460	445T	D150V3C	\$21,964	DS-VFM	39.8	1200	95.4	190	
200	3600 (4500)	460	444TS	D200V1CS	\$26,152	DS-VFM	34.0	1100	95.0	228	
	1800 (3600)	460	445T	D200V2C	\$22,322	DS-VFM	39.8	1200	95.8	231	
	1200 (2400)	460	447T	D200V3C	\$27,556	DS-VFM	43.3	1700	95.4	250	
250	3600 (4500)	460	445TS	D250V1CS	\$31,837	DS-VFM	36.0	1200	95.0	282	
	1800 (3600)	460	447T	D250V2C	\$32,263	DS-VFM	43.3	1700	96.2	285	

† All marks shown within this document are properties of their respective owners.



# VariTough® True Inverter Duty Construction™ Motors



## Why VariTough® Inverter Motors?

VariTough® motors by U.S. MOTORS® brand are designed to meet the NEMA MG1-Part 31 design guidelines, which most drive manufacturers recommend. These motors feature U.S. MOTORS brand Inverter Grade® Insulation System that has had years of proven success in our commercial belt drive products leading to long life, less downtime and lower maintenance costs.

\*Must be wired in series with run circuit on variable frequency drive.  
\*\*AEGIS SGR™ Bearing Protection Ring™ available as accessory (Kit #21).

- **True Inverter Duty Construction™** – Inverter Grade® Insulation System prevents damaging corona effect allowing higher switching frequencies and longer cable lengths. Designed to NEMA MG1-Part 31 and a can run down to 4:1 speed ratio.
- **70°C (158°F) Maximum Ambient Rated** – Designed for extreme ambient temperatures.
- **Thermostat Overload Detection\*** – Provides consistent, reliable protection, even in the most demanding inverter duty applications. This is especially key where multiple motors are driven by one VFD, providing better motor protection for the motors than typical “auto protected” motors.
- **Exclusive Mounting Provisions for AEGIS SGR™ Bearing Protection Ring™\*\*** – Available shaft grounding accessory provides maintenance-free bearing protection from damaging electrical discharges caused by VFD-induced shaft voltage.

For more information about this product, see page 40  
For more information about the U.S. MOTORS® brand, visit [www.usmotors.com](http://www.usmotors.com)

† All marks shown within this document are properties of their respective owners.





# Variable Frequency Drives

## VARIDYNE® 2 Sensorless Vector AC Drives



For pumps, conveyors, blowers, fans, mixers and more.

**Horsepower:** 1/3 – 200 HP

**Phase:** Single and Three Phase input models

**Voltage:** 115, 230, 380, 460, 575 and 690 Volts

**Input Frequency:** 50/60 Hz

**Enclosure:** IP20, NEMA-1<sup>†</sup>

### Features & Benefits:

- **Easy Setup** — all parameters for basic usage on front panel
- **Easy Installation** — choose between simple panel mounting and DIN-rail mounting (up to 1.5 kW/2 HP)
- **Simple Connections** — easy access terminals with clear markings
- **Simple Start Up** — simply push button to set up
- Built-in EMC filter
- Available up to 132 kW/200 HP
- Open Loop Vector Control – Speed or Torque
- Switching Frequency range: 3k Hz –18k Hz — quiet motor operation
- Programming of just ten parameters is sufficient to setup 80% of applications
- Output Frequency: 0–1500 Hz
- 8 Preset Speeds
- Fan and Pump optimization with quadratic motor flux V/Hz



### Applications:

For use where precise open-loop speed control is required with a Three Phase induction motor; Pumps, Blowers, Fans, Conveyors, Material Handling, Hoists, Extruders, Mixers and agitators, etc.

### Additional Features included as standard:

- Display Keypad
- Software and Documentation CD
- Communications Port RS485 — Modbus RTU
- Dynamic Braking Transistor

### Environment:

- IP20
- UL<sup>†</sup> Type 1 kit and cover kit options up to Size C
- Ambient temperature -10°C to 40°C
- Electromagnetic Immunity complies with EN61800-3, EN61000-6-1 and EN61000-6-2
- Humidity 95% maximum (non-condensing)
- Electromagnetic Emissions complies with EN61800-3 (second environment) as standard.
- Complies with (with optional footprint EMC filter) EN61000-6-3 (residential) and EN61000-6-4 (industrial) generic

<sup>†</sup> All marks shown within this document are properties of their respective owners.

# VARIDYNE® 2

## Variable Frequency Drives

### APPLICATIONS:

For use where precise open-loop speed control is required with a three phase induction motor; Pumps, Blowers, Fans, Conveyors, Material Handling, Hoists, Extruders, Mixers and agitators, etc.

### FEATURES:

- Open Loop Vector Control - Speed or Torque
- Switching Frequency Range: 3kHz - 18kHz - Quiet Motor Operation
- Built-in EMC Filter
- Output Frequency: 0-1500 Hz
- Programming of Just Ten Parameters is Sufficient to Setup 80% of Applications
- Easy Setup - All Parameters for Basic Usage on Front Panel
- RS485, Modbus RTU Communications Port Standard (RJ45 Connector)
- 8 Preset Speeds
- Dynamic Braking Transistor as Standard
- Fan and Pump Optimization with Quadratic Motor Flux V/Hz
- For List of Accessories go to [www.usmotors.com/vfd](http://www.usmotors.com/vfd)

### 110/120 VAC ±10%, Single Phase 50/60 Hz Input, Three Phase Output

Normal Duty			Heavy Duty			Catalog Number	List	Discount Symbol	Drive Frame
Typical Output (kW)	Motor Power (HP)	Max Continuous Current (A)	Typical Output (kW)	Motor Power (HP)	Max Continuous Current (A)				
Heavy-Duty Rated Only			0.25	1/3	1.7	VFKA1100025	\$361	DS-5EV	A
			0.37	1/2	2.2	VFKA1100037	\$402	DS-5EV	A
			0.75	1	4	VFKB1100075	\$417	DS-5EV	B
			1.1	1.5	5.2	VFKB1100110	\$511	DS-5EV	B

### 200-240 VAC ±10%, Single Phase 50/60 Hz Input, Three Phase Output

Normal Duty			Heavy Duty			Catalog Number	List	Discount Symbol	Drive Frame
Typical Output (kW)	Motor Power (HP)	Max Continuous Current (A)	Typical Output (kW)	Motor Power (HP)	Max Continuous Current (A)				
Heavy-Duty Rated Only			0.25	1/3	1.7	VFKA1200025	\$429	DS-5EV	A
			0.37	1/2	2.2	VFKA1200037	\$456	DS-5EV	A
			0.55	3/4	3	VFKA1200055	\$475	DS-5EV	A
			0.75	1	4	VFKA1200075	\$491	DS-5EV	A
			1.1	1-1/2	5.2	VFKBD200110	\$510	DS-5EV	B
			1.5	2	7	VFKBD200150	\$610	DS-5EV	B
			2.2	3	9.6	VFKCD200220	\$719	DS-5EV	C
			3	3	12.6	VFKDD200300	\$833	DS-5EV	D

### 200/240 VAC ±10%, Three Phase Input and Output, 50/60 Hz Input

Normal Duty			Heavy Duty			Catalog Number	List	Discount Symbol	Drive Frame
Typical Output (kW)	Motor Power (HP)	Max Continuous Current (A)	Typical Output (kW)	Motor Power (HP)	Max Continuous Current (A)				
Heavy-Duty Rated Only			1.1	1-1/2	5.2	VFKBD200110	\$510	DS-5EV	B
			1.5	2	7	VFKBD200150	\$610	DS-5EV	B
			2.2	3	9.6	VFKCD200220	\$719	DS-5EV	B
			3	3	12.6	VFKDD200300	\$833	DS-5EV	D
			3	5	17	VFKD3200400	\$891	DS-5EV	D
4	5	15.5	3	3	12.6	VFK2201	\$1,200	DS-5EV	2
5.5	7-1/2	22	4	5	17	VFK2202	\$1,341	DS-5EV	2
7.5	10	28	5.5	7-1/2	25	VFK2203	\$1,547	DS-5EV	2
11	15	42	7.5	10	31	VFK3201	\$2,226	DS-5EV	3
15	20	54	11	15	42	VFK3202	\$2,826	DS-5EV	3
18.5	25	68	15	20	56	VFK4201	\$4,649	DS-5EV	4
22	30	80	18.5	25	68	VFK4202	\$5,541	DS-5EV	4
30	40	104	22	30	80	VFK4203	\$5,982	DS-5EV	4

HP/kW Are Indicative Only; Use Motor FLA for Drive Sizing.

† All marks shown within this document are properties of their respective owners.



# VARIDYNE® 2

## Variable Frequency Drives (continued)

### 380/480 VAC ±10%, Three Phase Input and Output, 50/60 Hz Input

Normal Duty			Heavy Duty			Catalog Number	List	Discount Symbol	Drive Frame
Typical Output (kW)	Motor Power (HP)	Max Continuous Current (A)	Typical Output (kW)	Motor Power (HP)	Max Continuous Current (A)				
0.37	1/2	1.3	0.37	1/2	1.3	VFKB3400037	\$476	DS-5EV	B
0.55	3/4	1.7	0.55	3/4	1.7	VFKB3400055	\$518	DS-5EV	B
0.75	1	2.1	0.75	1	2.1	VFKB3400075	\$568	DS-5EV	B
1.1	1-1/2	2.8	1.1	1-1/2	2.8	VFKB3400110	\$633	DS-5EV	B
1.5	2	3.8	1.5	2	3.8	VFKB3400150	\$695	DS-5EV	B
2.2	3	5.1	2.2	3	5.1	VFKC3400220	\$772	DS-5EV	C
4	5	9	4	5	9	VFKC3400400	\$975	DS-5EV	C
5.5	7-1/2	13	5.5	7-1/2	13	VFKD3400550	\$1,166	DS-5EV	D
7.5	10	16.5	7.5	10	16.5	VFKD3400750	\$1,301	DS-5EV	D
7.5	10	15.3	5.5	10	13	VFK2401	\$1,694	DS-5EV	2
11	15	21	7.5	10	16.5	VFK2402	\$1,739	DS-5EV	2
15	20	29	11	20	25	VFK2403	\$2,098	DS-5EV	2
15	20	29	15	20	29	VFK2404	\$2,584	DS-5EV	2
18.5	25	35	15	25	32	VFK3401	\$2,843	DS-5EV	3
22	30	43	18.5	30	40	VFK3402	\$3,659	DS-5EV	3
30	40	56	22	30	46	VFK3403	\$4,619	DS-5EV	3
37	50	68	30	50	60	VFK4401	\$6,133	DS-5EV	4
45	60	83	37	60	74	VFK4402	\$7,338	DS-5EV	4
55	75	104	45	75	96	VFK4403	\$8,475	DS-5EV	4
75	100	138	55	100	124	VFK5401	\$10,556	DS-5EV	5
90	125	168	75	125	156	VFK5402	\$12,070	DS-5EV	5
110	150	205	90	150	180	VFK6401	\$17,203	DS-5EV	6*
132	200	236	110	150	210	VFK6402	\$19,899	DS-5EV	6*

### 575 VAC ±10%, Three Phase Input and Output, 50/60 Hz Input

Normal Duty			Heavy Duty			Catalog Number	List	Discount Symbol	Drive Frame
Typical Output (kW)	Motor Power (HP)	Max Continuous Current (A)	Typical Output (kW)	Motor Power (HP)	Max Continuous Current (A)				
3	3	5.4	2.2	2	4.1	VFK3501	\$2,320	DS-5EV	3
4	5	6.1	3	3	5.4	VFK3502	\$2,385	DS-5EV	3
5.5	7-1/2	8.4	4	5	6.1	VFK3503	\$2,509	DS-5EV	3
7.5	10	11	5.5	7-1/2	9.5	VFK3504	\$2,647	DS-5EV	3
11	15	16	7.5	10	12	VFK3505	\$3,262	DS-5EV	3
15	20	22	11	15	18	VFK3506	\$3,715	DS-5EV	3
18.5	25	24.6	15	20	22	VFK3507	\$4,444	DS-5EV	3
22	30	36	18.5	25	27	VFK4603	\$7,114	DS-5EV	4
30	40	43	22	30	36	VFK4604	\$8,075	DS-5EV	4
37	50	52	30	40	43	VFK4605	\$9,368	DS-5EV	4
45	60	62	37	50	52	VFK4606	\$10,763	DS-5EV	4
55	75	84	45	60	63	VFK5601	\$13,409	DS-5EV	5
75	100	99	55	75	85	VFK5602	\$15,243	DS-5EV	5
90	125	125	75	100	100	VFK6601	\$16,297	DS-5EV	6*
110	150	144	90	125	125	VFK6602	\$18,043	DS-5EV	6*

HP/kW Are Indicative Only; Use Motor FLA for Drive Sizing.

\*Frame 6 Units require external 24V DC, 4.5A power supply for VFD cooling fan; power supply to be procured by customer separately

† All marks shown within this document are properties of their respective owners.



## VARIDYNE® 2

### Variable Frequency Drives *(continued)*

#### 690 VAC ±10%, Three Phase Input and Output, 50/60 Hz Input

Normal Duty			Heavy Duty			Catalog Number	List	Discount Symbol	Drive Frame
Typical Output (kW)	Motor Power (HP)	Max Continuous Current (A)	Typical Output (kW)	Motor Power (HP)	Max Continuous Current (A)				
18.5	25	22	15	20	19	VFK4601	\$6,827	DS-5EV	4
22	30	27	18.5	25	22	VFK4602	\$7,032	DS-5EV	4
30	40	36	22	30	27	VFK4603	\$7,114	DS-5EV	4
37	50	43	30	40	36	VFK4604	\$8,075	DS-5EV	4
45	60	52	37	50	43	VFK4605	\$9,368	DS-5EV	4
55	75	62	45	60	52	VFK4606	\$10,763	DS-5EV	4
75	100	84	55	75	63	VFK5601	\$13,409	DS-5EV	5
90	125	99	75	100	85	VFK5602	\$15,243	DS-5EV	5
110	150	125	90	125	100	VFK6601	\$16,297	DS-5EV	6*
132	175	144	110	150	125	VFK6602	\$18,043	DS-5EV	6*

Drive Frame	Dimensions (H x W x D) Inches
A	6 x 3 x 5.7
B	8 x 3.4 x 6.2
C	10.2 x 4 x 6.8
D	13.2 x 4.5 x 7.8
2	15.3 x 6.1 x 8.62
3	15.3 x 9.9 x 10.3
4	21.6 x 12.2 x 11.8
5	33.8 x 12.2 x 11.8
6	46 x 12.2 x 11.8

HP/kW Are Indicative Only; Use Motor FLA for Drive Sizing.

\*Frame 6 Units require external 24V DC, 4.5A power supply for VFD cooling fan; power supply to be procured by customer separately

† All marks shown within this document are properties of their respective owners.



# Cooling Tower Duty Motors



For use in Cooling Tower, Evaporative Condenser, and other commercial and industrial applications requiring protection from harsh operating conditions with high humidity.

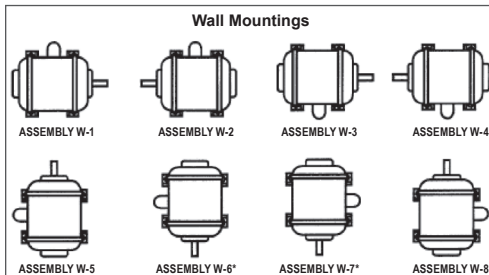
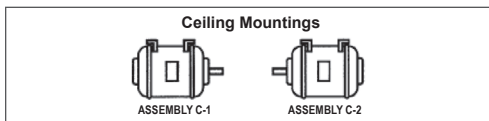
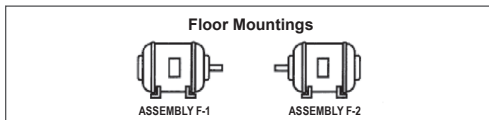
## Need something special? Customization is standard with ReadyLine® Assembly!

All our Premium Efficient Cooling Tower motors are assembled to order for you with Nidec Motor Corporation's revolutionary ReadyLine® assembly process. With the ReadyLine® process, cooling tower motors are assembled to order from specially engineered component kits. Each motor is assembled, tested, painted, packaged and shipped using a lean process, giving you access to thousands of custom motor ratings and configurations in less time. Each motor is assembled to maximize protection for the specified mounting position and to provide options like strip heaters and thermistors. Customized motors can now be shipped in days rather than weeks. **Don't compromise your specifications for lead times anymore!**


### Features & Benefits:

- All single speed Premium Efficient models meet NEMA®† Premium efficiency levels
- Thousands of configurations to choose from
- VBXX seal installed on "wet" end for Premium Efficient motors
- Rotor balance better than .08 in/sec on Premium Efficient motors
- Meets IEC 34-5 Classification IP55
- Inverter Duty & Two-speed models help customers meet ASHRAE Standard 90.1

### Motor Mounting Assembly Guide:



\* W6 and W7 available on Totally Enclosed, Air Over Only (TEAO)



**All of this customization is now available to you without the usual wait for custom builds! U.S. MOTORS® brands make it easy to create the Cooling Tower Motor you need.**

**Step 1:** Order by Horsepower, RPM, Voltage, and Frame Size from the catalog price page. Select your Catalog Number.

#### For Example:

2 HP, 4 Pole, 200 Volt, Inverter Duty Cooling Tower Motor, Catalog Number: HW2V2H

**Step 2:** Determine if you need optional accessories. Optional Accessories Include: Space Heaters, Thermistors and Shaft Grounding. List price adders are determined by frame size.

#### For Example:

HW2V2H is a 145 frame.

List price adder for the space heater would be \$263.

#### Catalog Example: HW2V2H


#### List Price

Base Catalog Model with F2 Assembly	\$754
Space Heater Adder (145 Frame)	\$263
<b>Total List Price:</b>	<b>\$1,017</b>

**Step 3:** Apply your discount symbol multiplier for this product for your net price!

† All marks shown within this document are properties of their respective owners.

# ReadyLine® Cooling Tower Duty, Three Phase, Totally Enclosed, Fan Cooled (TEFC) NEMA Premium®† Efficient, Inverter Duty 10:1 (6-60 Hz) Variable Torque

CTI

## APPLICATIONS:

For use in Cooling Tower, Evaporative Condenser and other commercial and industrial applications requiring protection from harsh operating conditions with high humidity.

## FEATURES:

- INVERTER GRADE® Motors with Insulation that Exceeds the NEMA®† MG-1 Part 31 Standard
- Double Dip & Bake, 100% Solids, Polyester Insulation On Windings
- Class F Insulation, 40°C Ambient
- Cast Iron Frame
- Bearing Isolators on "wet" end for vertical mounting positions
- Double-Sealed, same-size bearings both ends
- Sealed Bracket-to-Frame Registers & Leads
- Stainless Steel Nameplate & Zinc Plated Hardware
- 1.15 Service Factor
- Rotor Balance better than 0.08 in/sec
- NEMA® Design B Performance on 60 Hz Sine Wave Power
- Inverter Compatible: Exceeds NEMA® MG-1 Part 31 (10:1 Variable Torque)
- Meets IEC 34-5 Classification IP55
- Includes CORRO-DUTY® Motor Paint and Rotor Treatment

## Option List Prices:

Add motor & required options list prices, then use applicable multiplier to calculate net price.

Options	Frame Size								
	140	180	210	250	280	320	360	400	440
Space Heater	\$263	\$328	\$358	\$490	\$514	\$538	\$561	\$597	\$609
Thermistor	\$585	\$585	\$585	\$585	\$585	\$585	\$585	\$585	\$585
Shaft Grounding	\$825	\$853	\$879	\$905	\$987	\$1,067	\$1,191	\$1,859	\$2,322

HP	RPM	Voltage	Frame	Catalog Number	List	Discount Symbol	Total Length	Ship Wt.	Full Load Eff.	Full Load Amps	Notes
2	1800	200	145T	HW2V2H	\$754	DS-3HTL	13.1	70	86.5	6.6	
	1800	230/460	145T	HW2V2E	\$698	DS-3HTL	13.1	70	86.5	5.7/2.8	
	1800	575	145T	HW2V2G	\$803	DS-3HTL	13.1	70	86.5	2.3	
	1200	200	184T	HW2V3H	\$1,394	DS-3HTL	15.5	110	88.5	7.2	
	1200	230/460	184T	HW2V3E	\$1,290	DS-3HTL	15.5	110	88.5	6.2/3.1	
	1200	575	184T	HW2V3G	\$1,484	DS-3HTL	15.5	110	88.5	2.5	
3	1800	200	182T	HW3V2H	\$1,134	DS-3HTL	15.5	100	89.5	9.2	
	1800	230/460	182T	HW3V2E	\$1,050	DS-3HTL	15.5	100	89.5	7.9/3.9	
	1800	575	182T	HW3V2G	\$1,208	DS-3HTL	15.5	100	89.5	3.2	
	1200	200	213T	HW3V3H	\$2,097	DS-3HTL	19.1	160	89.5	10.1	
	1200	230/460	213T	HW3V3E	\$1,942	DS-3HTL	19.1	160	90.2	8.7/4.4	
	1200	575	213T	HW3V3G	\$2,234	DS-3HTL	19.1	160	89.5	3.5	
5	1800	200	184T	HW5V2H	\$1,183	DS-3HTL	15.5	110	89.5	14.4	
	1800	230/460	184T	HW5V2E	\$1,095	DS-3HTL	15.5	110	89.5	12.5/6.3	
	1800	575	184T	HW5V2G	\$1,260	DS-3HTL	15.5	110	89.5	5.0	
	1200	200	215T	HW5V3H	\$2,188	DS-3HTL	19.1	175	89.5	16.3	
	1200	230/460	215T	HW5V3E	\$2,026	DS-3HTL	19.1	175	90.2	14.0/7.0	
	1200	575	215T	HW5V3G	\$2,330	DS-3HTL	19.1	175	90.2	5.6	
7-1/2	1800	200	213T	HW7V2H	\$1,629	DS-3HTL	19.1	160	91.7	21.1	
	1800	230/460	213T	HW7V2E	\$1,509	DS-3HTL	19.1	160	91.7	18.6/9.3	
	1800	575	213T	HW7V2G	\$1,734	DS-3HTL	19.1	160	91.7	7.5	
	1200	200	254T	HW7V3H	\$3,014	DS-3HTL	25.5	300	91.0	21.5	
	1200	230/460	254T	HW7V3E	\$2,791	DS-3HTL	25.5	300	91.0	18.6/9.3	
	1200	575	254T	HW7V3G	\$3,209	DS-3HTL	25.5	300	91.0	7.5	

\* W6 & W7 mounting not available on Totally Enclosed, Fan Cooled (TEFC) Motors.


† All marks shown within this document are properties of their respective owners.



# ReadyLine® Cooling Tower Duty, Three Phase, Totally Enclosed, Fan Cooled (TEFC) NEMA Premium<sup>®†</sup> Efficient, Inverter Duty 10:1 (6-60 Hz) Variable Torque

(continued)

**NEMA**  
**Premium**



HP	RPM	Voltage	Frame	Catalog Number	List	Discount Symbol	Total Length	Ship Wt.	Full Load Eff.	Full Load Amps	Notes
10	1800	200	215T	HW10V2H	\$1,929	DS-3HTL	19.1	180	91.7	27.3	
	1800	230/460	215T	HW10V2E	\$1,786	DS-3HTL	19.1	175	91.7	23.8/11.9	
	1800	575	215T	HW10V2G	\$2,053	DS-3HTL	19.1	180	91.7	9.6	
	1200	200	256T	HW10V3H	\$3,568	DS-3HTL	25.5	340	91.0	28.3	
	1200	230/460	256T	HW10V3E	\$3,304	DS-3HTL	25.5	360	91.7	24.5/12.3	
	1200	575	256T	HW10V3G	\$3,800	DS-3HTL	25.5	340	91.0	9.8	
15	1800	200	254T	HW15V2H	\$2,769	DS-3HTL	25.5	300	92.4	42.0	
	1800	230/460	254T	HW15V2E	\$2,563	DS-3HTL	25.5	300	92.4	37.0/18.4	
	1800	575	254T	HW15V2G	\$2,948	DS-3HTL	25.5	300	92.4	14.5	
	1200	200	284T	HW15V3H	\$5,122	DS-3HTL	27.0	385	91.7	43.0	
	1200	230/460	284T	HW15V3E	\$4,742	DS-3HTL	27.0	385	91.7	37.0/18.7	
	1200	575	284T	HW15V3G	\$5,454	DS-3HTL	27.0	390	91.7	14.8	
20	1800	200	256T	HW20V2H	\$3,166	DS-3HTL	25.5	360	93.0	54.0	
	1800	230/460	256T	HW20V2E	\$2,932	DS-3HTL	25.5	360	93.0	47.0/23.7	
	1800	575	256T	HW20V2G	\$3,372	DS-3HTL	25.5	360	93.0	19.0	
	1200	200	286T	HW20V3H	\$5,859	DS-3HTL	27.0	420	91.7	56.0	
	1200	230/460	286T	HW20V3E	\$5,425	DS-3HTL	27.0	420	91.7	49.0/24.5	
	1200	575	286T	HW20V3G	\$6,239	DS-3HTL	27.0	420	91.7	19.6	
25	1800	200	284T	HW25V2H	\$4,300	DS-3HTL	27.0	390	93.6	67.0	
	1800	230/460	284T	HW25V2E	\$3,981	DS-3HTL	27.0	390	93.6	60.0/29.8	
	1800	575	284T	HW25V2G	\$4,578	DS-3HTL	27.0	390	93.6	23.3	
	1200	200	324T	HW25V3H	\$7,954	DS-3HTL	31.6	540	93.0	68.0	
	1200	230/460	324T	HW25V3E	\$7,365	DS-3HTL	31.6	540	93.0	59.0/29.4	
	1200	575	324T	HW25V3G	\$8,470	DS-3HTL	31.6	555	93.0	23.5	
30	1800	200	286T	HW30V2H	\$4,540	DS-3HTL	27.0	440	93.6	79.0	
	1800	230/460	286T	HW30V2E	\$4,203	DS-3HTL	27.0	440	93.6	69.0/34.0	
	1800	575	286T	HW30V2G	\$4,834	DS-3HTL	27.0	440	93.6	27.6	
	1200	200	326T	HW30V3H	\$8,398	DS-3HTL	31.6	610	93.0	80.0	
	1200	230/460	326T	HW30V3E	\$7,776	DS-3HTL	31.6	610	93.0	70.0/35.0	
	1200	575	326T	HW30V3G	\$8,943	DS-3HTL	31.6	610	93.0	28.0	
40	1800	200	324T	HW40V2H	\$5,731	DS-3HTL	31.6	600	94.1	105.0	
	1800	230/460	324T	HW40V2E	\$5,307	DS-3HTL	31.6	600	94.1	92.0/46.0	
	1800	575	324T	HW40V2G	\$6,102	DS-3HTL	31.6	600	94.1	37.0	
	1200	200	364T	HW40V3H	\$10,603	DS-3HTL	33.6	800	94.1	107.0	
	1200	230/460	364T	HW40V3E	\$9,818	DS-3HTL	33.6	800	94.1	93.0/46.0	
	1200	575	364T	HW40V3G	\$11,290	DS-3HTL	33.6	800	94.1	37.0	
50	1800	200	326T	HW50V2H	\$6,689	DS-3HTL	31.6	625	94.5	129.0	
	1800	230/460	326T	HW50V2E	\$6,193	DS-3HTL	31.6	625	94.5	112.0/56.0	
	1800	575	326T	HW50V2G	\$7,122	DS-3HTL	31.6	625	94.5	45.0	
	1200	200	365T	HW50V3H	\$12,374	DS-3HTL	33.6	890	94.1	133.0	
	1200	230/460	365T	HW50V3E	\$11,457	DS-3HTL	33.6	925	94.1	116.0/58.0	
	1200	575	365T	HW50V3G	\$13,176	DS-3HTL	33.6	925	94.1	46.0	


\* W6 & W7 mounting not available on Totally Enclosed, Fan Cooled (TEFC) Motors.

† All marks shown within this document are properties of their respective owners.



# ReadyLine® Cooling Tower Duty, Three Phase, Totally Enclosed, Fan Cooled (TEFC) NEMA Premium<sup>†</sup> Efficient, Inverter Duty 10:1 (6-60 Hz) Variable Torque

(continued)

**NEMA**  
**Premium**


CTI

HP	RPM	Voltage	Frame	Catalog Number	List	Discount Symbol	Total Length	Ship Wt.	Full Load Eff.	Full Load Amps	Notes
60	1800	200	364T	HW60V2H	\$8,961	DS-3HTL	33.6	830	95.0	159.0	
	1800	230/460	364T	HW60V2E	\$8,297	DS-3HTL	33.6	830	95.0	137.0/69.0	
	1800	575	364T	HW60V2G	\$9,541	DS-3HTL	33.6	830	95.0	55.0	
	1200	200	404T	HW60V3H	\$16,577	DS-3HTL	37.7	1050	94.5	161.0	
	1200	230/460	404T	HW60V3E	\$15,349	DS-3HTL	37.7	1200	94.5	140.0/70.0	
	1200	575	404T	HW60V3G	\$17,652	DS-3HTL	37.7	1050	94.5	56.0	
75	1800	200	365T	HW75V2H	\$10,399	DS-3HTL	33.6	910	95.4	194.0	
	1800	230/460	365T	HW75V2E	\$9,6288	DS-3HTL	33.6	920	95.4	169.0/84.0	
	1800	575	365T	HW75V2G	\$11,073	DS-3HTL	33.6	900	95.4	68.0	
	1200	200	405T	HW75V3H	\$19,238	DS-3HTL	37.7	1260	94.5	201.0	
	1200	230/460	405T	HW75V3E	\$17,813	DS-3HTL	37.7	1260	94.5	173.0/87.0	
	1200	575	405T	HW75V3G	\$20,485	DS-3HTL	37.7	1260	94.5	70.0	
100	1800	200	405T	HW100V2H	\$15,550	DS-3HTL	37.7	1250	95.4	261.0	
	1800	230/460	405T	HW100V2E	\$14,399	DS-3HTL	37.7	1250	95.4	226.0/113.0	
	1800	575	405T	HW100V2G	\$16,559	DS-3HTL	37.7	1260	95.4	91.0	
	1200	200	444T	HW100V3H	\$28,769	DS-3HTL	45.4	1635	95.0	284.0	
	1200	230/460	444T	HW100V3E	\$26,639	DS-3HTL	45.4	1635	95.0	248.0/124.0	
	1200	575	444T	HW100V3G	\$30,634	DS-3HTL	45.4	1660	95.0	99.0	

\* W6 & W7 mounting not available on Totally Enclosed, Fan Cooled (TEFC) Motors.

† All marks shown within this document are properties of their respective owners.





# ReadyLine® Cooling Tower Duty, Three Phase, Totally Enclosed, Fan Cooled (TEFC) Premium Efficient, 2-Speed, 1-Winding



CTE

## APPLICATIONS:

For use in Cooling Tower, Evaporative Condenser and other commercial and industrial applications requiring protection from harsh operating conditions with high humidity.

## FEATURES:

- Double Dip & Bake, 100% Solids, Polyester Insulation On Windings
- Class F Insulation, 40°C Ambient
- Cast Iron Frame
- Bearing Isolators on “wet” end for vertical mounting positions
- Double-Sealed, same-size bearings both ends
- Sealed Bracket-to-Frame Registers & Leads
- Stainless Steel Nameplate & Zinc Plated Hardware
- 1.15 Service Factor
- Rotor Balance better than 0.08 in/sec
- NEMA® Design B Performance on 60 Hz Sine Wave Power
- Meets IEC 34-5 Classification IP55
- Includes CORRO-DUTY® Motor Paint and Rotor Treatment

## Option List Prices:

Add motor & required options list prices, then use applicable multiplier to calculate net price.

Options	Frame Size								
	140	180	210	250	280	320	360	400	440
Space Heater	\$263	\$328	\$358	\$490	\$514	\$538	\$561	\$597	\$609
Thermistor	\$585	\$585	\$585	\$585	\$585	\$585	\$585	\$585	\$585
Shaft Grounding	\$825	\$853	\$879	\$905	\$987	\$1,067	\$1,191	\$1,859	\$2,322

HP HP (Low)	RPM / RPM Low (# Windings)	Voltage	Frame	Catalog Number	List	Discount Symbol	Total Length	Ship Wt.	Full Load Eff.	Full Load Amps	Notes
2 (1/2)	1800/900 (1)	200	145T	HW2PL9H	\$1,016	DS-3HTL	13.1	70	82.5	4.1/6.5	
	1800/900 (1)	460	145T	HW2PL9C	\$941	DS-3HTL	13.1	70	84.0	1.8/2.8	
	1800/900 (1)	575	145T	HW2PL9G	\$1,083	DS-3HTL	13.1	70	84.0	1.4/2.2	
	1200/600 (1)	200	215T	HW2PL36H	\$1,658	DS-3HTL	19.1	175	86.5	4.7/7.2	
	1200/600 (1)	460	215T	HW2PL36C	\$1,535	DS-3HTL	19.1	175	84.0	2.0/3.1	
	1200/600 (1)	575	215T	HW2PL36G	\$1,765	DS-3HTL	19.1	175	86.5	1.6/2.5	
3 (3/4)	1800/900 (1)	200	182T	HW3PL9H	\$1,531	DS-3HTL	15.5	100	86.5	4.0/9.7	
	1800/900 (1)	460	182T	HW3PL9C	\$1,418	DS-3HTL	15.5	100	85.5	1.8/4.5	
	1800/900 (1)	575	182T	HW3PL9G	\$1,630	DS-3HTL	15.5	100	85.5	3.5/1.5	
	1200/600 (1)	200	215T	HW3PL36H	\$2,495	DS-3HTL	19.1	175	85.5	5.3/9.7	
	1200/600 (1)	460	215T	HW3PL36C	\$2,310	DS-3HTL	19.1	175	85.5	2.3/4.2	
	1200/600 (1)	575	215T	HW3PL36G	\$2,656	DS-3HTL	19.1	175	85.5	1.8/3.4	
5 (1-1/4)	1800/900 (1)	200	184T	HW5PL9H	\$1,597	DS-3HTL	15.5	100	86.5	5.5/16.2	
	1800/900 (1)	460	184T	HW5PL9C	\$1,479	DS-3HTL	15.5	110	86.5	2.6/6.6	
	1800/900 (1)	575	184T	HW5PL9G	\$1,701	DS-3HTL	15.5	110	86.5	2.0/5.2	
	1200/600 (1)	200	254T	HW5PL36H	\$2,603	DS-3HTL	25.5	300	87.5	8.5/17.7	
	1200/600 (1)	460	254T	HW5PL36C	\$2,409	DS-3HTL	25.5	300	87.5	3.5/7.3	
	1200/600 (1)	575	254T	HW5PL36G	\$2,771	DS-3HTL	25.5	300	87.5	2.8/5.9	
7-1/2 (1-3/4)	1800/900 (1)	200	213T	HW7PL9H	\$2,199	DS-3HTL	19.1	160	87.5	8.9/23.6	
	1800/900 (1)	460	213T	HW7PL9C	\$2,037	DS-3HTL	19.1	160	88.5	3.6/9.5	
	1800/900 (1)	575	213T	HW7PL9G	\$2,342	DS-3HTL	19.1	160	87.5	2.8/7.5	
	1200/600 (1)	200	256T	HW7PL36H	\$3,585	DS-3HTL	25.5	340	90.2	23.4/14.9	
	1200/600 (1)	460	256T	HW7PL36C	\$3,319	DS-3HTL	25.5	340	90.2	11.0/7.7	
	1200/600 (1)	575	256T	HW7PL36G	\$3,816	DS-3HTL	25.5	340	90.2	8.8/6.1	

\* W6 & W7 mounting not available on Totally Enclosed, Fan Cooled (TEFC) Motors.

† All marks shown within this document are properties of their respective owners.



# ReadyLine® Cooling Tower Duty, Three Phase, Totally Enclosed, Fan Cooled (TEFC) Premium Efficient, 2-Speed, 1-Winding (continued)



CTE

HP HP (Low)	RPM / RPM Low (# Windings)	Voltage	Frame	Catalog Number	List	Discount Symbol	Total Length	Ship Wt.	Full Load Eff.	Full Load Amps	Notes
10 (2-1/2)	1800/900 (1)	200	215T	HW10PL9H	\$2,604	DS-3HTL	19.1	200	88.5	10.8/28.4	
	1800/900 (1)	460	215T	HW10PL9C	\$2,410	DS-3HTL	19.1	190	89.5	4.8/12.5	
	1800/900 (1)	575	215T	HW10PL9G	\$2,772	DS-3HTL	19.1	200	90.2	3.8/9.9	
	1200/600 (1)	200	284T	HW10PL36H	\$4,243	DS-3HTL	27.0	385	87.5	14.5/40.0	
	1200/600 (1)	460	284T	HW10PL36C	\$3,929	DS-3HTL	27.0	385	89.5	5.8/14.8	
	1200/600 (1)	575	284T	HW10PL36G	\$4,517	DS-3HTL	27.0	385	89.5	4.5/11.5	
15 (3-3/4)	1800/900 (1)	200	254T	HW15PL9H	\$3,737	DS-3HTL	25.5	310	91.0	16.8/43.0	
	1800/900 (1)	460	254T	HW15PL9C	\$3,460	DS-3HTL	25.5	310	91.0	7.7/19.3	
	1800/900 (1)	575	254T	HW15PL9G	\$3,980	DS-3HTL	25.5	310	91.0	6.2/15.4	
	1200/600 (1)	200	286T	HW15PL36H	\$6,090	DS-3HTL	27.0	410	90.2	21.8/43.0	
	1200/600 (1)	460	286T	HW15PL36C	\$5,639	DS-3HTL	27.0	410	90.2	7.6/18.9	
	1200/600 (1)	575	286T	HW15PL36G	\$6,485	DS-3HTL	27.0	410	91.0	10.0/16.0	
20 (5)	1800/900 (1)	200	256T	HW20PL9H	\$4,275	DS-3HTL	25.5	360	91.0	19.9/56.0	
	1800/900 (1)	460	256T	HW20PL9C	\$3,958	DS-3HTL	25.5	360	91.0	9.1/24.1	
	1800/900 (1)	575	256T	HW20PL9G	\$4,552	DS-3HTL	25.5	360	91.0	7.2/19.2	
	1200/600 (1)	200	324T	HW20PL36H	\$6,967	DS-3HTL	30.6	555	91.0	20.6/55.0	
	1200/600 (1)	460	324T	HW20PL36C	\$6,451	DS-3HTL	30.6	555	90.2	9.1/24.1	
	1200/600 (1)	575	324T	HW20PL36G	\$7,419	DS-3HTL	30.6	555	89.5	7.2/19.5	
25 (6-1/4)	1800/900 (1)	200	286T	HW25PL9H	\$5,805	DS-3HTL	27.0	430	92.4	25.5/68.0	
	1800/900 (1)	460	286T	HW25PL9C	\$5,375	DS-3HTL	27.0	430	92.4	11.1/29.6	
	1800/900 (1)	575	286T	HW25PL9G	\$6,180	DS-3HTL	27.0	430	92.4	9.0/23.8	
	1200/600 (1)	200	326T	HW25PL36H	\$9,459	DS-3HTL	30.6	600	91.0	34.0/70.0	
	1200/600 (1)	460	326T	HW25PL36C	\$8,759	DS-3HTL	30.6	600	91.7	15.6/30.0	
	1200/600 (1)	575	326T	HW25PL36G	\$10,072	DS-3HTL	30.6	600	91.7	12.1/24.3	
30 (7-1/2)	1800/900 (1)	200	324T	HW30PL9H	\$6,129	DS-3HTL	30.6	605	91.7	28.7/81.0	
	1800/900 (1)	460	324T	HW30PL9C	\$5,675	DS-3HTL	30.6	605	92.4	12.8/35.0	
	1800/900 (1)	575	324T	HW30PL9G	\$6,525	DS-3HTL	30.6	605	93.0	10.6/28.0	
	1200/600 (1)	200	364T	HW30PL36H	\$9,987	DS-3HTL	32.6	790	92.4	32.0/91.0	
	1200/600 (1)	460	364T	HW30PL36C	\$9,247	DS-3HTL	32.6	790	92.4	14.0/41.0	
	1200/600 (1)	575	364T	HW30PL36G	\$10,634	DS-3HTL	32.6	790	92.4	11.3/33.0	
40 (10)	1800/900 (1)	200	326T	HW40PL9H	\$7,738	DS-3HTL	30.6	620	93.0	39.0/106.0	
	1800/900 (1)	460	326T	HW40PL9C	\$7,164	DS-3HTL	30.6	620	93.0	16.7/46.0	
	1800/900 (1)	575	326T	HW40PL9G	\$8,239	DS-3HTL	30.6	620	92.4	13.3/37.0	
	1200/600 (1)	200	364T	HW40PL36H	\$12,610	DS-3HTL	32.6	875	91.7	41.0/126.0	
	1200/600 (1)	460	364T	HW40PL36C	\$11,676	DS-3HTL	32.6	875	91.7	18.0/54.0	
	1200/600 (1)	575	364T	HW40PL36G	\$13,427	DS-3HTL	32.6	875	91.0	14.3/43.0	
50 (12-1/2)	1800/900 (1)	200	364T	HW50PL9H	\$9,030	DS-3HTL	32.6	830	93.6	45.0/136.0	
	1800/900 (1)	460	364T	HW50PL9C	\$8,361	DS-3HTL	32.6	830	93.6	21.3/59.0	
	1800/900 (1)	575	364T	HW50PL9G	\$9,615	DS-3HTL	32.6	830	93.6	15.7/47.0	
	1200/600 (1)	200	365T	HW50PL36H	\$14,716	DS-3HTL	33.6	920	92.4	55.0/144.0	
	1200/600 (1)	460	365T	HW50PL36C	\$13,625	DS-3HTL	33.6	890	93.0	22.9/60.0	
	1200/600 (1)	575	365T	HW50PL36G	\$15,669	DS-3HTL	33.6	890	92.4	18.3/49.0	

\* W6 & W7 mounting not available on Totally Enclosed, Fan Cooled (TEFC) Motors.

† All marks shown within this document are properties of their respective owners.



# ReadyLine® Cooling Tower Duty, Three Phase, Totally Enclosed, Fan Cooled (TEFC) Premium Efficient, 2-Speed, 1-Winding *(continued)*



CTE

HP HP (Low)	RPM / RPM Low (# Windings)	Voltage	Frame	Catalog Number	List	Discount Symbol	Total Length	Ship Wt.	Full Load Eff.	Full Load Amps	Notes
60 (15)	1800/900 (1)	200	365T	HW60PL9H	\$12,096	DS-3HTL	33.6	925	92.4	61.0/169.0	
	1800/900 (1)	460	365T	HW60PL9C	\$11,200	DS-3HTL	33.6	925	94.1	24.9/69.0	
	1800/900 (1)	575	365T	HW60PL9G	\$12,881	DS-3HTL	33.6	925	94.1	20.0/55.0	
	1200/600 (1)	200	405T	HW60PL36H	\$19,7132	DS-3HTL	37.7	1180	93.6	63.0/164.0	
	1200/600 (1)	460	405T	HW60PL36C	\$18,252	DS-3HTL	37.7	1180	94.1	29.0/72.0	
	1200/600 (1)	575	405T	HW60PL36G	\$20,990	DS-3HTL	37.7	1180	94.1	23.0/58.0	
75 (18-3/4)	1800/900 (1)	200	405T	HW75PL9H	\$14,038	DS-3HTL	37.7	1260	93.6	69.0/198.0	
	1800/900 (1)	460	405T	HW75PL9C	\$12,998	DS-3HTL	37.7	1350	94.1	30.0/86.0	
	1800/900 (1)	575	405T	HW75PL9G	\$14,948	DS-3HTL	37.7	1350	94.1	69.0/24.3	
	1200/600 (1)	200	444T	HW75PL36H	\$22,877	DS-3HTL	45.4	1640	92.4	74.0/204.0	
	1200/600 (1)	460	444T	HW75PL36C	\$21,182	DS-3HTL	45.4	1640	93.0	33.0/89.0	
	1200/600 (1)	575	444T	HW75PL36G	\$24,360	DS-3HTL	45.4	1640	92.4	26.4/72.0	
100 (25)	1800/900 (1)	200	444T	HW100PL9H	\$20,994	DS-3HTL	45.4	1640	93.6	88.0/262.0	
	1800/900 (1)	460	444T	HW100PL9C	\$19,438	DS-3HTL	45.4	1660	93.6	39.0/115.0	
	1800/900 (1)	575	444T	HW100PL9G	\$22,354	DS-3HTL	45.4	1660	93.6	32.0/92.0	
	1200/600 (1)	200	445T	HW100PL36H	\$34,2120	DS-3HTL	45.4	1660	94.1	129.0/296.0	
	1200/600 (1)	460	445T	HW100PL36C	\$31,678	DS-3HTL	45.4	1750	94.1	55.0/127.0	
	1200/600 (1)	575	445T	HW100PL36G	\$36,429	DS-3HTL	45.4	1660	94.1	46.0/104.0	

\* W6 & W7 mounting not available on Totally Enclosed, Fan Cooled (TEFC) Motors.

† All marks shown within this document are properties of their respective owners.



HVACR  
RESCUE

HVACR  
OEM

HVACR

HVACR  
KITS

GENERAL PURPOSE  
SINGLE PHASE

AGRICULTURE

GENERAL PURPOSE  
OPEN DRIP-PROOF

GENERAL PURPOSE  
UNIMOUNT

GENERAL PURPOSE  
HOSTILE DUTY

DEFINITE PURPOSE  
INVERTER DUTY

VARIABLE  
FREQUENCY  
DRIVES

COOLING  
TOWER  
DUTY

# ReadyLine® Cooling Tower Duty, Three Phase, Totally Enclosed, Fan Cooled (TEFC), Premium Efficient, 2-Speed, 2-Winding, 2-100 HP



CTE

## APPLICATIONS:

For use in Cooling Tower, Evaporative Condenser and other commercial and industrial applications requiring protection from harsh operating conditions with high humidity.

## FEATURES:

- Double Dip & Bake, 100% Solids, Polyester Insulation On Windings
- Class F Insulation, 40°C Ambient
- Cast Iron Frame
- Bearing Isolators on "wet" end for vertical mounting positions
- Double-Sealed, same-size bearings both ends
- Sealed Bracket-to-Frame Registers & Leads
- Stainless Steel Nameplate & Zinc Plated Hardware
- 1.15 Service Factor
- Rotor Balance better than 0.08 in/sec
- NEMA® Design B Performance on 60 Hz Sine Wave Power
- Meets IEC 34-5 Classification IP55
- Includes CORRO-DUTY® Motor Paint and Rotor Treatment

## Option List Prices:

Add motor & required options list prices, then use applicable multiplier to calculate net price.

Options	Frame Size								
	140	180	210	250	280	320	360	400	440
Space Heater	\$263	\$328	\$358	\$490	\$514	\$538	\$561	\$597	\$609
Thermistor	\$585	\$585	\$585	\$585	\$585	\$585	\$585	\$585	\$585
Shaft Grounding	\$825	\$853	\$879	\$905	\$987	\$1,067	\$1,191	\$1,859	\$2,322

HP HP (Low)	RPM / RPM Low (# Windings)	Voltage	Frame	Catalog Number	List	Discount Symbol	Total Length	Ship Wt.	Full Load Eff.	Full Load Amps	Notes
2 (1/2)	1800/900 (2)	200	184T	HW2PK9H	\$1,658	DS-3HTL	15.5	100	84.0	7.0/3.5	
	1800/900 (2)	460	184T	HW2PK9C	\$1,535	DS-3HTL	15.5	100	84.0	3.4/1.7	
	1800/900 (2)	575	184T	HW2PK9G	\$1,765	DS-3HTL	15.5	100	84.0	2.7/1.4	
	1200/600 (2)	200	215T	HW2PK36H	\$2,298	DS-3HTL	19.1	220	82.5	8.3/5.0	
	1200/600 (2)	460	215T	HW2PK36C	\$2,127	DS-3HTL	19.1	175	81.5	3.7/2.3	
	1200/600 (2)	575	215T	HW2PK36G	\$2,446	DS-3HTL	19.1	220	82.5	2.8/1.8	
3 (3/4)	1800/900 (2)	200	213T	HW3PK9H	\$2,495	DS-3HTL	19.1	110	87.5	9.2/9.3	
	1800/900 (2)	460	213T	HW3PK9C	\$2,310	DS-3HTL	19.1	110	86.5	4.4/4.3	
	1800/900 (2)	575	213T	HW3PK9G	\$2,656	DS-3HTL	19.1	110	86.5	3.5/3.5	
	1200/600 (2)	200	254T	HW3PK36H	\$3,458	DS-3HTL	25.5	300	86.5	10.3/4.3	
	1200/600 (2)	460	254T	HW3PK36C	\$3,202	DS-3HTL	25.5	300	85.5	4.3/2.1	
	1200/600 (2)	575	254T	HW3PK36G	\$3,682	DS-3HTL	25.5	300	85.5	3.4/1.7	
5 (1-1/4)	1800/900 (2)	200	215T	HW5PK9H	\$2,603	DS-3HTL	19.1	225	88.5	14.7/6.9	
	1800/900 (2)	460	215T	HW5PK9C	\$2,409	DS-3HTL	19.1	225	87.5	6.6/4.3	
	1800/900 (2)	575	215T	HW5PK9G	\$2,771	DS-3HTL	19.1	225	87.5	5.4/2.8	
	1200/600 (2)	200	256T	HW5PK36H	\$3,608	DS-3HTL	25.5	360	86.5	16.4/8.1	
	1200/600 (2)	460	256T	HW5PK36C	\$3,341	DS-3HTL	25.5	360	86.5	8.6/4.1	
	1200/600 (2)	575	256T	HW5PK36G	\$3,841	DS-3HTL	25.5	360	86.5	6.8/3.1	
7-1/2 (1-3/4)	1800/900 (2)	200	254T	HW7PK9H	\$3,585	DS-3HTL	25.5	340	91.0	21.8/8.8	
	1800/900 (2)	460	254T	HW7PK9C	\$3,319	DS-3HTL	25.5	340	91.0	9.5/3.8	
	1800/900 (2)	575	254T	HW7PK9G	\$3,816	DS-3HTL	25.5	340	91.0	7.5/2.9	
	1200/600 (2)	200	284T	HW7PK36H	\$4,969	DS-3HTL	27.0	390	88.5	26.8/12.4	
	1200/600 (2)	460	284T	HW7PK36C	\$4,601	DS-3HTL	27.0	390	87.5	12.2/5.7	
	1200/600 (2)	575	284T	HW7PK36G	\$5,291	DS-3HTL	27.0	390	86.5	10.3/4.7	

\* W6 & W7 mounting not available on Totally Enclosed, Fan Cooled (TEFC) Motors.

† All marks shown within this document are properties of their respective owners.



# ReadyLine® Cooling Tower Duty, Three Phase, Totally Enclosed, Fan Cooled (TEFC), Premium Efficient, 2-Speed, 2-Winding, 2-100 HP (continued)



CTE

HP HP (Low)	RPM / RPM Low (# Windings)	Voltage	Frame	Catalog Number	List	Discount Symbol	Total Length	Ship Wt.	Full Load Eff.	Full Load Amps	Notes
10 (2-1/2)	1800/900 (2)	200	256T	HW10PK9H	\$4,243	DS-3HTL	25.5	360	91.0	27.6/12.1	
	1800/900 (2)	460	256T	HW10PK9C	\$3,929	DS-3HTL	25.5	360	91.0	12.0/5.2	
	1800/900 (2)	575	256T	HW10PK9G	\$4,517	DS-3HTL	25.5	360	91.7	9.8/4.1	
	1200/600 (2)	200	286T	HW10PK36H	\$5,883	DS-3HTL	27.0	440	88.5	30/12.6	
	1200/600 (2)	460	286T	HW10PK36C	\$5,447	DS-3HTL	27.0	440	89.5	15.0/7.1	
	1200/600 (2)	575	286T	HW10PK36G	\$6,264	DS-3HTL	27.0	440	89.5	11.3/5.5	
15 (3-3/4)	1800/900 (2)	200	284T	HW15PK9H	\$6,090	DS-3HTL	27.0	390	91.0	44/15.9	
	1800/900 (2)	460	284T	HW15PK9C	\$5,639	DS-3HTL	27.0	390	92.4	18.9/7.6	
	1800/900 (2)	575	284T	HW15PK9G	\$6,485	DS-3HTL	27.0	400	92.4	14.8/5.6	
	1200/600 (2)	200	324T	HW15PK36H	\$8,444	DS-3HTL	30.6	600	89.5	44/17.4	
	1200/600 (2)	460	324T	HW15PK36C	\$7,818	DS-3HTL	30.6	600	88.5	19.0/7.5	
	1200/600 (2)	575	324T	HW15PK36G	\$8,991	DS-3HTL	30.6	600	89.5	15.0/5.9	
20 (5)	1800/900 (2)	200	286T	HW20PK9H	\$6,967	DS-3HTL	27.0	440	92.4	56/20.4	
	1800/900 (2)	460	286T	HW20PK9C	\$6,451	DS-3HTL	27.0	440	92.4	24.3/8.9	
	1800/900 (2)	575	286T	HW20PK9G	\$7,419	DS-3HTL	27.0	440	91.7	20.4/7.7	
	1200/600 (2)	200	326T	HW20PK36H	\$9,659	DS-3HTL	30.6	610	90.2	62/24.2	
	1200/600 (2)	460	326T	HW20PK36C	\$8,944	DS-3HTL	30.6	610	90.2	26.3/10.7	
	1200/600 (2)	575	326T	HW20PK36G	\$10,285	DS-3HTL	30.6	610	89.5	20.4/8.4	
25 (6-1/4)	1800/900 (2)	200	324T	HW25PK9H	\$9,459	DS-3HTL	30.6	600	91.7	71/28.1	
	1800/900 (2)	460	324T	HW25PK9C	\$8,759	DS-3HTL	30.6	600	91.7	31/11.0	
	1800/900 (2)	575	324T	HW25PK9G	\$10,072	DS-3HTL	30.6	600	92.4	24/8.3	
	1200/600 (2)	200	364T	HW25PK36H	\$13,114	DS-3HTL	33.6	810	92.4	72/31	
	1200/600 (2)	460	364T	HW25PK36C	\$12,143	DS-3HTL	33.6	810	91.0	35/13.1	
	1200/600 (2)	575	364T	HW25PK36G	\$13,963	DS-3HTL	33.6	810	91.0	26.8/11.0	
30 (7-1/2)	1800/900 (2)	200	326T	HW30PK9H	\$9,987	DS-3HTL	30.6	625	92.4	81/30	
	1800/900 (2)	460	326T	HW30PK9C	\$9,247	DS-3HTL	30.6	625	93.6	36/15.2	
	1800/900 (2)	575	326T	HW30PK9G	\$10,634	DS-3HTL	30.6	625	93.0	29.3/11.4	
	1200/600 (2)	200	365T	HW30PK36H	\$13,846	DS-3HTL	33.6	925	91.7	86/32	
	1200/600 (2)	460	365T	HW30PK36C	\$12,820	DS-3HTL	33.6	925	91.0	37/14.4	
	1200/600 (2)	575	365T	HW30PK36G	\$14,743	DS-3HTL	33.6	925	91.0	32/11.8	
40 (10)	1800/900 (2)	200	364T	HW40PK9H	\$12,610	DS-3HTL	33.6	820	92.4	118/38	
	1800/900 (2)	460	364T	HW40PK9C	\$11,676	DS-3HTL	33.6	810	93.0	50/18.5	
	1800/900 (2)	575	364T	HW40PK9G	\$13,427	DS-3HTL	33.6	820	93.0	40/15.2	
	1200/600 (2)	200	404T	HW40PK36H	\$17,481	DS-3HTL	37.7	1050	91.7	127/45	
	1200/600 (2)	460	404T	HW40PK36C	\$16,186	DS-3HTL	37.7	1050	90.2	51/18.9	
	1200/600 (2)	575	404T	HW40PK36G	\$18,614	DS-3HTL	37.7	1050	91.7	42/15.8	
50 (12-1/2)	1800/900 (2)	200	365T	HW50PK9H	\$14,716	DS-3HTL	33.6	925	93.6	136/47	
	1800/900 (2)	460	365T	HW50PK9C	\$13,625	DS-3HTL	33.6	925	94.5	58/22.5	
	1800/900 (2)	575	365T	HW50PK9G	\$15,669	DS-3HTL	33.6	925	94.5	46/17.5	
	1200/600 (2)	200	405T	HW50PK36H	\$20,400	DS-3HTL	37.7	1260	93.0	146/59	
	1200/600 (2)	460	405T	HW50PK36C	\$18,889	DS-3HTL	37.7	1260	92.4	63/26.7	
	1200/600 (2)	575	405T	HW50PK36G	\$21,722	DS-3HTL	37.7	1260	92.4	51/22.2	

\* W6 & W7 mounting not available on Totally Enclosed, Fan Cooled (TEFC) Motors.

† All marks shown within this document are properties of their respective owners.



HVAC RESCUE  
HVAC OEM  
HVAC  
HVAC KITS  
GENERAL PURPOSE SINGLE PHASE  
AGRICULTURE  
GENERAL PURPOSE OPEN DRIP-PROOF  
GENERAL PURPOSE UNIMOUNT  
GENERAL PURPOSE HOSTILE DUTY  
DEFINITE PURPOSE INVERTER DUTY  
VARIABLE FREQUENCY DRIVES  
COOLING TOWER DUTY

HVACR  
RESCUEHVACR  
OEM

HVACR

HVACR  
KITSGENERAL PURPOSE  
SINGLE PHASE

AGRICULTURE

GENERAL PURPOSE  
OPEN DRIP-PROOFGENERAL PURPOSE  
UNIMOUNTGENERAL PURPOSE  
HOSTILE DUTYDEFINITE PURPOSE  
INVERTER DUTYVARIABLE  
FREQUENCY  
DRIVES

# ReadyLine® Cooling Tower Duty, Three Phase, Totally Enclosed, Fan Cooled (TEFC), Premium Efficient, 2-Speed, 2-Winding, 2-100 HP *(continued)*



CTE


HP HP (Low)	RPM / RPM Low (# Windings)	Voltage	Frame	Catalog Number	List	Discount Symbol	Total Length	Ship Wt.	Full Load Eff.	Full Load Amps	Notes
60 (15)	1800/900 (2)	200	405T	HW60PK9H	\$19,713	DS-3HTL	37.7	1260	94.1	171/58	
	1800/900 (2)	460	405T	HW60PK9C	\$18,252	DS-3HTL	37.7	1260	94.1	74/26.5	
	1800/900 (2)	575	405T	HW60PK9G	\$20,990	DS-3HTL	37.7	1260	94.1	59/22.2	
	1200/600 (2)	200	444T	HW60PK36H	\$27,329	DS-3HTL	45.4	1660	91.7	180/61	
	1200/600 (2)	460	444T	HW60PK36C	\$25,304	DS-3HTL	45.4	1660	91.0	77/28	
	1200/600 (2)	575	444T	HW60PK36G	\$29,100	DS-3HTL	45.4	1660	91.0	64/22.9	
75 (18-3/4)	1800/900 (2)	200	405T	HW75PK9H	\$22,877	DS-3HTL	37.7	1350	94.5	205/74	
	1800/900 (2)	460	405T	HW75PK9C	\$21,182	DS-3HTL	37.7	1660	94.5	89/30	
	1800/900 (2)	575	405T	HW75PK9G	\$24,360	DS-3HTL	37.7	1660	94.5	71/25.1	
	1200/600 (2)	200	445T	HW75PK36H	\$31,716	DS-3HTL	45.4	1750	93.6	255/91	
	1200/600 (2)	460	445T	HW75PK36C	\$29,367	DS-3HTL	45.4	1750	93.6	105/42	
	1200/600 (2)	575	445T	HW75PK36G	\$33,772	DS-3HTL	45.4	1750	93.6	89/35	
100 (25)	1800/900 (2)	200	445T	HW100PK9H	\$34,212	DS-3HTL	45.4	1750	94.5	280/90	
	1800/900 (2)	460	445T	HW100PK9C	\$31,678	DS-3HTL	45.4	1750	94.1	115/38	
	1800/900 (2)	575	445T	HW100PK9G	\$36,429	DS-3HTL	45.4	1750	94.5	94/32	
	1200/600 (2)	200	447T	HW100PK36H	\$47,430	DS-3HTL	48.9	1675	93.0	304/144	
	1200/600 (2)	460	447T	HW100PK36C	\$43,917	DS-3HTL	48.9	2100	93.6	139/66	
	1200/600 (2)	575	447T	HW100PK36G	\$50,505	DS-3HTL	48.9	1675	93.0	112/55	

\* W6 & W7 mounting not available on Totally Enclosed, Fan Cooled (TEFC) Motors.

† All marks shown within this document are properties of their respective owners.



# ReadyLine® Cooling Tower Duty, Three Phase, Totally Enclosed, Air Over (TEAO), NEMA Premium<sup>®†</sup>, Inverter Duty, 10:1 (6-60 Hz) Variable Torque, 2-100 HP



## APPLICATIONS:

For use directly in the air stream in Cooling Tower, Evaporative Condenser and other commercial and industrial applications requiring protection from harsh operating conditions with high humidity.



CTNI

## FEATURES:

- Double Dip & Bake, 100% Solids, Polyester Insulation On Windings
- Class F Insulation, 40°C Ambient
- Cast Iron Frame
- Bearing Isolators on “wet” end for vertical mounting positions
- Double-Sealed, same-size bearings both ends
- Sealed Bracket-to-Frame Registers & Leads
- Stainless Steel Nameplate & Zinc Plated Hardware
- 1.15 Service Factor
- Rotor Balance better than 0.08 in/sec
- NEMA® Design B Performance on 60 Hz Sine Wave Power
- Inverter Compatible: Exceeds NEMA® MG-1 Part 31 (10:1 Variable Torque)
- Meets IEC 34-5 Classification IP55
- Includes CORRO-DUTY® Motor Paint and Rotor Treatment

## Option List Prices:

Add motor & required options list prices, then use applicable multiplier to calculate net price.

Options	Frame Size								
	140	180	210	250	280	320	360	400	440
Space Heater	\$263	\$328	\$358	\$490	\$514	\$538	\$561	\$597	\$609
Thermistor	\$585	\$585	\$585	\$585	\$585	\$585	\$585	\$585	\$585
Shaft Grounding	\$825	\$853	\$879	\$905	\$987	\$1,067	\$1,191	\$1,859	\$2,322

HP	RPM	Voltage	Frame	Catalog Number	List	Discount Symbol	Total Length	Ship Wt.	Full Load Eff.	Full Load Amps	Notes
2	1800	200	145T	HVVW2V2H	\$776	DS-3HTL	11.1	70	86.5	6.6	
	1800	230/460	145T	HVVW2V2E	\$719	DS-3HTL	11.1	70	86.5	5.7/2.9	
	1800	575	145T	HVVW2V2G	\$827	DS-3HTL	11.1	70	86.5	2.3	
	1200	200	184T	HVVW2V3H	\$1,436	DS-3HTL	13.7	110	88.5	7.2	
	1200	230/460	184T	HVVW2V3E	\$1,329	DS-3HTL	13.7	110	88.5	6.2/3.1	
	1200	575	184T	HVVW2V3G	\$1,529	DS-3HTL	13.7	110	88.5	2.5	
3	1800	200	182T	HVVW3V2H	\$1,168	DS-3HTL	13.7	100	89.5	9.2	
	1800	230/460	182T	HVVW3V2E	\$1,081	DS-3HTL	13.7	100	89.5	7.9/3.9	
	1800	575	182T	HVVW3V2G	\$1,243	DS-3HTL	13.7	100	89.5	3.2	
	1200	200	213T	HVVW3V3H	\$2,161	DS-3HTL	16.3	160	89.5	10.1	
	1200	230/460	213T	HVVW3V3E	\$2,001	DS-3HTL	16.3	160	90.2	8.7/4.4	
	1200	575	213T	HVVW3V3G	\$2,301	DS-3HTL	16.3	160	89.5	3.5	
5	1800	200	184T	HVVW5V2H	\$1,218	DS-3HTL	13.7	110	89.5	14.4	
	1800	230/460	184T	HVVW5V2E	\$1,1294	DS-3HTL	13.7	110	89.5	12.5/6.3	
	1800	575	184T	HVVW5V2G	\$1,297	DS-3HTL	13.7	110	89.5	5.0	
	1200	200	215T	HVVW5V3H	\$2,254	DS-3HTL	16.3	175	90.2	16.2	
	1200	230/460	215T	HVVW5V3E	\$2,087	DS-3HTL	16.3	175	90.2	14.0/7.0	
	1200	575	215T	HVVW5V3G	\$2,400	DS-3HTL	16.3	175	90.2	5.6	
7-1/2	1800	200	213T	HVVW7V2H	\$1,678	DS-3HTL	16.3	160	91.7	21.1	
	1800	230/460	213T	HVVW7V2E	\$1,554	DS-3HTL	16.3	160	91.7	18.5/9.3	
	1800	575	213T	HVVW7V2G	\$1,787	DS-3HTL	16.3	160	91.7	7.5	
	1200	200	254T	HVVW7V3H	\$3,104	DS-3HTL	22.1	300	91.0	21.5	
	1200	230/460	254T	HVVW7V3E	\$2,875	DS-3HTL	22.1	300	91.0	18.6/9.3	
	1200	575	254T	HVVW7V3G	\$3,306	DS-3HTL	22.1	300	91.0	7.5	


\* W6 & W7 mounting not available on Totally Enclosed, Fan Cooled (TEFC) Motors.

† All marks shown within this document are properties of their respective owners.



# ReadyLine® Cooling Tower Duty, Three Phase, Totally Enclosed, Air Over (TEAO), NEMA Premium<sup>†</sup>, Inverter Duty, 10:1 (6-60 Hz) Variable Torque, 2-100 HP

(continued)

CTNI

HP	RPM	Voltage	Frame	Catalog Number	List	Discount Symbol	Total Length	Ship Wt.	Full Load Eff.	Full Load Amps	Notes
10	1800	200	215T	HVW10V2H	\$1,986	DS-3HTL	16.3	175	91.7	27.3	
	1800	230/460	215T	HVW10V2E	\$1,839	DS-3HTL	16.3	175	91.7	23.8/11.9	
	1800	575	215T	HVW10V2G	\$2,115	DS-3HTL	16.3	180	91.7	9.6	
	1200	200	256T	HVW10V3H	\$3,675	DS-3HTL	22.1	340	91.0	28.3	
	1200	230/460	256T	HVW10V3E	\$3,403	DS-3HTL	22.1	360	91.7	24.5/12.3	
	1200	575	256T	HVW10V3G	\$3,913	DS-3HTL	22.1	340	91.0	9.8	
15	1800	200	254T	HVW15V2H	\$2,851	DS-3HTL	22.1	300	92.4	42.0	
	1800	230/460	254T	HVW15V2E	\$2,640	DS-3HTL	22.1	300	92.4	37.0/18.4	
	1800	575	254T	HVW15V2G	\$3,036	DS-3HTL	22.1	300	92.4	14.4	
	1200	200	284T	HVW15V3H	\$5,275	DS-3HTL	24.8	385	91.7	43.0	
	1200	230/460	284T	HVW15V3E	\$4,884	DS-3HTL	24.8	390	91.7	37.0/18.6	
	1200	575	284T	HVW15V3G	\$5,617	DS-3HTL	24.8	385	91.7	14.8	
20	1800	200	256T	HVW20V2H	\$3,262	DS-3HTL	22.1	360	93.0	54.0	
	1800	230/460	256T	HVW20V2E	\$3,021	DS-3HTL	22.1	360	93.0	47.0/23.7	
	1800	575	256T	HVW20V2G	\$3,473	DS-3HTL	22.1	360	93.0	19.1	
	1200	200	286T	HVW20V3H	\$6,034	DS-3HTL	24.8	420	91.7	56.0	
	1200	230/460	286T	HVW20V3E	\$5,588	DS-3HTL	24.8	420	91.7	49.0/24.5	
	1200	575	286T	HVW20V3G	\$6,426	DS-3HTL	24.8	420	91.7	19.6	
25	1800	200	284T	HVW25V2H	\$4,429	DS-3HTL	24.8	390	93.6	67.0	
	1800	230/460	284T	HVW25V2E	\$4,101	DS-3HTL	24.8	390	93.6	60.0/29.8	
	1800	575	284T	HVW25V2G	\$4,716	DS-3HTL	24.8	390	93.6	23.3	
	1200	200	324T	HVW25V3H	\$8,193	DS-3HTL	28.3	555	93.0	68.0	
	1200	230/460	324T	HVW25V3E	\$7,586	DS-3HTL	28.3	555	93.0	59.0/29.3	
	1200	575	324T	HVW25V3G	\$8,724	DS-3HTL	28.3	590	93.0	23.6	
30	1800	200	286T	HVW30V2H	\$4,676	DS-3HTL	24.8	440	93.6	79.0	
	1800	230/460	286T	HVW30V2E	\$4,330	DS-3HTL	24.8	440	93.6	69.0/34.0	
	1800	575	286T	HVW30V2G	\$4,978	DS-3HTL	24.8	440	93.6	27.6	
	1200	200	326T	HVW30V3H	\$8,650	DS-3HTL	28.3	610	93.0	80.0	
	1200	230/460	326T	HVW30V3E	\$8,009	DS-3HTL	28.3	610	93.0	70.0/35.0	
	1200	575	326T	HVW30V3G	\$9,210	DS-3HTL	28.3	610	93.0	28.2	
40	1800	200	324T	HVW40V2H	\$5,903	DS-3HTL	28.3	600	94.1	105.0	
	1800	230/460	324T	HVW40V2E	\$5,466	DS-3HTL	28.3	600	94.1	92.0/46.0	
	1800	575	324T	HVW40V2G	\$6,286	DS-3HTL	28.3	600	94.1	37.0	
	1200	200	364T	HVW40V3H	\$10,921	DS-3HTL	30.4	800	94.1	107.0	
	1200	230/460	364T	HVW40V3E	\$10,112	DS-3HTL	30.4	800	94.1	93.0/46.0	
	1200	575	364T	HVW40V3G	\$11,629	DS-3HTL	30.4	800	94.1	37.0	
50	1800	200	326T	HVW50V2H	\$6,890	DS-3HTL	28.3	625	94.5	130.0	
	1800	230/460	326T	HVW50V2E	\$6,380	DS-3HTL	28.3	625	94.5	112.0/56.0	
	1800	575	326T	HVW50V2G	\$7,336	DS-3HTL	28.3	625	94.5	45.0	
	1200	200	365T	HVW50V3H	\$12,745	DS-3HTL	30.4	890	94.1	134.0	
	1200	230/460	365T	HVW50V3E	\$11,801	DS-3HTL	30.4	925	94.1	116.0/58.0	
	1200	575	365T	HVW50V3G	\$13,571	DS-3HTL	30.4	925	94.1	46.0	

\* W6 &amp; W7 mounting not available on Totally Enclosed, Fan Cooled (TEFC) Motors.

† All marks shown within this document are properties of their respective owners.






# ReadyLine® Cooling Tower Duty, Three Phase, Totally Enclosed, Air Over (TEAO), NEMA Premium<sup>†</sup>, Inverter Duty, 10:1 (6-60 Hz) Variable Torque, 2-100 HP

(continued)

**NEMA  
Premium**




HP	RPM	Voltage	Frame	Catalog Number	List	Discount Symbol	Total Length	Ship Wt.	Full Load Eff.	Full Load Amps	Notes
60	1800	200	364T	HVW60V2H	\$9,229	DS-3HTL	30.4	830	95.0	159.0	
	1800	230/460	364T	HVW60V2E	\$9,828	DS-3HTL	30.4	830	95.0	137.0/69.0	
	1800	575	364T	HVW60V2G	\$8,545	DS-3HTL	30.4	830	95.0	55.0	
	1200	200	404T	HVW60V3H	\$17,073	DS-3HTL	33.9	1160	94.5	161.0	
	1200	230/460	404T	HVW60V3E	\$15,810	DS-3HTL	33.9	1200	94.5	140.0/70.0	
	1200	575	404T	HVW60V3G	\$18,181	DS-3HTL	33.9	1200	94.5	56.0	
75	1800	200	365T	HVW75V2H	\$10,711	DS-3HTL	30.4	910	95.4	193.0	
	1800	230/460	365T	HVW75V2E	\$9,917	DS-3HTL	30.4	920	95.4	169.0/84.0	
	1800	575	365T	HVW75V2G	\$11,405	DS-3HTL	30.4	900	95.4	68.0	
	1200	200	405T	HVW75V3H	\$19,815	DS-3HTL	33.9	1260	94.5	201.0	
	1200	230/460	405T	HVW75V3E	\$18,347	DS-3HTL	33.9	1260	94.5	173.0/87.0	
	1200	575	405T	HVW75V3G	\$21,099	DS-3HTL	33.9	1260	94.5	70.0	
100	1800	200	405T	HVW100V2H	\$16,018	DS-3HTL	33.9	1260	95.4	261.0	
	1800	230/460	405T	HVW100V2E	\$14,831	DS-3HTL	33.9	1260	95.4	226.0/113.0	
	1800	575	405T	HVW100V2G	\$17,055	DS-3HTL	33.9	1260	95.4	91.0	
	1200	200	444T	HVW100V3H	\$29,632	DS-3HTL	39.9	1635	95.0	284.0	
	1200	230/460	444T	HVW100V3E	\$27,438	DS-3HTL	39.9	1635	95.0	248.0/124.0	
	1200	575	444T	HVW100V3G	\$31,552	DS-3HTL	39.9	1660	95.0	99.0	

\* W6 & W7 mounting not available on Totally Enclosed, Fan Cooled (TEFC) Motors.

† All marks shown within this document are properties of their respective owners.



# ReadyLine® Cooling Tower Duty, Three Phase, Totally Enclosed, Air Over (TEAO), Premium Efficient, 2-Speed, 1-Winding



CTEN

## APPLICATIONS:

For use directly in the air stream in Cooling Tower, Evaporative Condenser and other commercial and industrial applications requiring protection from harsh operating conditions with high humidity.

## FEATURES:

- Double Dip & Bake, 100% Solids, Polyester Insulation On Windings
- Class F Insulation, 40°C Ambient
- Cast Iron Frame
- Bearing Isolators on "wet" end for vertical mounting positions
- Double-Sealed, same-size bearings both ends
- Sealed Bracket-to-Frame Registers & Leads
- Stainless Steel Nameplate & Zinc Plated Hardware
- 1.15 Service Factor
- NEMA® Design B Performance on 60 Hz Sine Wave Power
- Meets IEC 34-5 Classification IP55
- Includes CORRO-DUTY® Motor Paint and Rotor Treatment

## Option List Prices:

Add motor & required options list prices, then use applicable multiplier to calculate net price.

Options	Frame Size								
	140	180	210	250	280	320	360	400	440
Space Heater	\$263	\$328	\$358	\$490	\$514	\$538	\$561	\$597	\$609
Thermistor	\$585	\$585	\$585	\$585	\$585	\$585	\$585	\$585	\$585
Shaft Grounding	\$825	\$853	\$879	\$905	\$987	\$1,067	\$1,191	\$1,859	\$2,322

HP HP (Low)	RPM / RPM Low (# Windings)	Voltage	Frame	Catalog Number	List	Discount Symbol	Total Length	Ship Wt.	Full Load Eff.	Full Load Amps	Notes
2 (1/2)	1800/900 (1)	200	145T	HVW2PL9H	\$1,048	DS-3HTL	11.1	70	84.0	4.1/6.4	
	1800/900 (1)	460	145T	HVW2PL9C	\$970	DS-3HTL	11.1	70	84.0	1.9/2.8	
	1800/900 (1)	575	145T	HVW2PL9G	\$1,116	DS-3HTL	11.1	70	84.0	1.4/2.2	
	1200/600 (1)	200	215T	HVW2PL36H	\$1,707	DS-3HTL	16.3	175	85.5	4.7/7.2	
	1200/600 (1)	460	215T	HVW2PL36C	\$1,580	DS-3HTL	16.3	150	85.5	2.0/3.1	
	1200/600 (1)	575	215T	HVW2PL36G	\$1,818	DS-3HTL	16.3	175	86.5	1.6/2.5	
3 (3/4)	1800/900 (1)	200	182T	HVW3PL9H	\$1,577	DS-3HTL	13.7	100	86.5	4.0/9.7	
	1800/900 (1)	460	182T	HVW3PL9C	\$1,460.5	DS-3HTL	13.7	100	85.5	1.8/4.5	
	1800/900 (1)	575	182T	HVW3PL9G	\$1,679	DS-3HTL	13.7	100	84.0	1.5/3.5	
	1200/600 (1)	200	215T	HVW3PL36H	\$2,569	DS-3HTL	16.3	175	85.5	5.2/9.7	
	1200/600 (1)	460	215T	HVW3PL36C	\$2,379	DS-3HTL	16.3	175	86.0	4.2/2.3	
	1200/600 (1)	575	215T	HVW3PL36G	\$2,736	DS-3HTL	16.3	175	85.5	1.8/3.4	
5 (1-1/4)	1800/900 (1)	200	184T	HVW5PL9H	\$1,645	DS-3HTL	13.7	100	86.5	6.4/16.2	
	1800/900 (1)	460	184T	HVW5PL9C	\$1,523	DS-3HTL	13.7	110	86.5	2.6/6.6	
	1800/900 (1)	575	184T	HVW5PL9G	\$1,751	DS-3HTL	13.7	110	86.5	2.0/5.2	
	1200/600 (1)	200	254T	HVW5PL36H	\$2,680	DS-3HTL	22.1	300	87.5	6.9/17.7	
	1200/600 (1)	460	254T	HVW5PL36C	\$2,482	DS-3HTL	22.1	300	88.5	3.4/7.2	
	1200/600 (1)	575	254T	HVW5PL36G	\$2,855	DS-3HTL	22.1	320	87.5	2.8/5.9	
7-1/2 (1-3/4)	1800/900 (1)	200	213T	HVW7PL9H	\$2,266	DS-3HTL	16.3	160	87.5	8.9/23.6	
	1800/900 (1)	460	213T	HVW7PL9C	\$2,097	DS-3HTL	16.3	160	88.5	3.6/9.5	
	1800/900 (1)	575	213T	HVW7PL9G	\$2,413	DS-3HTL	16.3	150	88.5	2.8/7.4	
	1200/600 (1)	200	256T	HVW7PL36H	\$3,692	DS-3HTL	22.1	340	90.2	14.9/23.4	
	1200/600 (1)	460	256T	HVW7PL36C	\$3,419	DS-3HTL	22.1	340	88.5	7.6/11.0	
	1200/600 (1)	575	256T	HVW7PL36G	\$3,931	DS-3HTL	22.1	340	90.2	6.1/8.8	

\* W6 & W7 mounting not available on Totally Enclosed, Fan Cooled (TEFC) Motors.

† All marks shown within this document are properties of their respective owners.



# ReadyLine® Cooling Tower Duty, Three Phase, Totally Enclosed, Air Over (TEAO), Premium Efficient, 2-Speed, 1-Winding (continued)



CTEN

HP HP (Low)	RPM / RPM Low (# Windings)	Voltage	Frame	Catalog Number	List	Discount Symbol	Total Length	Ship Wt.	Full Load Eff.	Full Load Amps	Notes
10 (2-1/2)	1800/900 (1)	200	215T	HVW10PL9H	\$2,682	DS-3HTL	16.3	200	88.5	10.8/28.3	
	1800/900 (1)	460	215T	HVW10PL9C	\$2,483	DS-3HTL	16.3	190	88.5	4.9/12.9	
	1800/900 (1)	575	215T	HVW10PL9G	\$2,856	DS-3HTL	16.3	200	90.2	3.8/9.9	
	1200/600 (1)	200	284T	HVW10PL36H	\$4,370	DS-3HTL	24.8	380	87.5	14.5/40.0	
	1200/600 (1)	460	284T	HVW10PL36C	\$4,047	DS-3HTL	24.8	385	88.5	5.8/14.9	
	1200/600 (1)	575	284T	HVW10PL36G	\$4,654	DS-3HTL	24.8	380	89.5	4.6/11.4	
15 (3-3/4)	1800/900 (1)	200	254T	HVW15PL9H	\$3,850	DS-3HTL	22.1	310	91.0	16.8/43.0	
	1800/900 (1)	460	254T	HVW15PL9C	\$3,564	DS-3HTL	22.1	310	91.0	7.6/19.3	
	1800/900 (1)	575	254T	HVW15PL9G	\$4,099	DS-3HTL	22.1	310	91.0	6.1/15.4	
	1200/600 (1)	200	286T	HVW15PL36H	\$6,273	DS-3HTL	24.8	410	90.2	21.8/43.0	
	1200/600 (1)	460	286T	HVW15PL36C	\$5,809	DS-3HTL	24.8	410	90.2	7.6/18.9	
	1200/600 (1)	575	286T	HVW15PL36G	\$6,679	DS-3HTL	24.8	410	91.0	9.9/16.0	
20 (5)	1800/900 (1)	200	256T	HVW20PL9H	\$4,404	DS-3HTL	22.1	360	91.0	21.3/56.0	
	1800/900 (1)	460	256T	HVW20PL9C	\$4,078	DS-3HTL	22.1	360	91.0	9.1/24.1	
	1800/900 (1)	575	256T	HVW20PL9G	\$4,689	DS-3HTL	22.1	360	91.0	7.2/19.2	
	1200/600 (1)	200	324T	HVW20PL36H	\$7,176	DS-3HTL	28.3	555	91.0	20.6/55.0	
	1200/600 (1)	460	324T	HVW20PL36C	\$6,645	DS-3HTL	28.3	555	90.2	9.1/24.1	
	1200/600 (1)	575	324T	HVW20PL36G	\$7,641	DS-3HTL	28.3	555	90.2	7.2/19.3	
25 (6-1/4)	1800/900 (1)	200	286T	HVW25PL9H	\$5,978	DS-3HTL	24.8	430	92.4	25.5/68.0	
	1800/900 (1)	460	286T	HVW25PL9C	\$5,536	DS-3HTL	24.8	430	92.4	11.1/29.6	
	1800/900 (1)	575	286T	HVW25PL9G	\$6,366	DS-3HTL	24.8	430	92.4	9.0/23.8	
	1200/600 (1)	200	326T	HVW25PL36H	\$9,743	DS-3HTL	28.3	600	91.7	33.0/69.0	
	1200/600 (1)	460	326T	HVW25PL36C	\$9,022	DS-3HTL	28.3	600	92.4	15.7/30.0	
	1200/600 (1)	575	326T	HVW25PL36G	\$10,374	DS-3HTL	28.3	600	92.4	12.7/24.1	
30 (7-1/2)	1800/900 (1)	200	324T	HVW30PL9H	\$6,313	DS-3HTL	28.3	605	92.4	30.0/81.0	
	1800/900 (1)	460	324T	HVW30PL9C	\$5,844	DS-3HTL	28.3	605	92.4	12.6/35.0	
	1800/900 (1)	575	324T	HVW30PL9G	\$6,721	DS-3HTL	28.3	605	93.0	10.5/28.1	
	1200/600 (1)	200	364T	HVW30PL36H	\$10,287	DS-3HTL	30.4	790	92.4	32.0/90.0	
	1200/600 (1)	460	364T	HVW30PL36C	\$9,525	DS-3HTL	30.4	790	92.4	14.0/41.0	
	1200/600 (1)	575	364T	HVW30PL36G	\$10,953	DS-3HTL	30.4	790	92.4	11.3/33.0	
40 (10)	1800/900 (1)	200	326T	HVW40PL9H	\$7,969	DS-3HTL	28.3	620	93.0	39.0/106.0	
	1800/900 (1)	460	326T	HVW40PL9C	\$7,379	DS-3HTL	28.3	620	93.0	16.7/46.0	
	1800/900 (1)	575	326T	HVW40PL9G	\$8,487	DS-3HTL	28.3	620	92.4	13.3/37.0	
	1200/600 (1)	200	364T	HVW40PL36H	\$12,987	DS-3HTL	30.4	875	91.7	41.0/126.0	
	1200/600 (1)	460	364T	HVW40PL36C	\$12,026	DS-3HTL	30.4	875	91.7	17.8/54.0	
	1200/600 (1)	575	364T	HVW40PL36G	\$13,829	DS-3HTL	30.4	875	91.0	14.3/43.0	
50 (12-1/2)	1800/900 (1)	200	364T	HVW50PL9H	\$9,301	DS-3HTL	30.4	830	93.6	45.0/136.0	
	1800/900 (1)	460	364T	HVW50PL9C	\$8,612	DS-3HTL	30.4	830	93.6	21.3/59.0	
	1800/900 (1)	575	364T	HVW50PL9G	\$9,903	DS-3HTL	30.4	830	93.6	15.7/47.0	
	1200/600 (1)	200	365T	HVW50PL36H	\$15,156	DS-3HTL	30.4	900	92.4	55.0/144.0	
	1200/600 (1)	460	365T	HVW50PL36C	\$14,034	DS-3HTL	30.4	900	93.0	22.9/61.0	
	1200/600 (1)	575	365T	HVW50PL36G	\$16,139	DS-3HTL	30.4	890	92.4	18.3/49.0	

\* W6 & W7 mounting not available on Totally Enclosed, Fan Cooled (TEFC) Motors.

† All marks shown within this document are properties of their respective owners.



HVACR  
RESQUE

HVACR  
OEM

HVACR

HVACR  
KITS

GENERAL PURPOSE  
SINGLE PHASE

AGRICULTURE

GENERAL PURPOSE  
OPEN DRIP-PROOF

GENERAL PURPOSE  
UNIMOUNT


GENERAL PURPOSE  
HOSTILE DUTY

DEFINITE PURPOSE  
INVERTER DUTY

VARIABLE  
FREQUENCY  
DRIVES

COOLING  
TOWER  
DUTY

# ReadyLine® Cooling Tower Duty, Three Phase, Totally Enclosed, Air Over (TEAO), Premium Efficient, 2-Speed, 1-Winding *(continued)*



CTEN


HP HP (Low)	RPM / RPM Low (# Windings)	Voltage	Frame	Catalog Number	List	Discount Symbol	Total Length	Ship Wt.	Full Load Eff.	Full Load Amps	Notes
60 (15)	1800/900 (1)	200	365T	HVW60PL9H	\$12,459	DS-3HTL	30.4	925	93.6	56.0/158.0	
	1800/900 (1)	460	365T	HVW60PL9C	\$11,536	DS-3HTL	30.4	925	94.1	24.9/69.0	
	1800/900 (1)	575	365T	HVW60PL9G	\$13,267	DS-3HTL	30.4	925	94.1	20.0/55.0	
	1200/600 (1)	200	405T	HVW60PL36H	\$20,304	DS-3HTL	33.9	1180	94.1	69.0/170.0	
	1200/600 (1)	460	405T	HVW60PL36C	\$18,801	DS-3HTL	33.9	1180	94.1	29.0/72.0	
	1200/600 (1)	575	405T	HVW60PL36G	\$21,621	DS-3HTL	33.9	1180	94.1	23.0/58.0	
75 (18-3/4)	1800/900 (1)	200	405T	HVW75PL9H	\$14,460	DS-3HTL	33.9	1350	94.1	68.0/196.0	
	1800/900 (1)	460	405T	HVW75PL9C	\$13,389	DS-3HTL	33.9	1280	94.1	30.0/86.0	
	1800/900 (1)	575	405T	HVW75PL9G	\$15,396	DS-3HTL	33.9	1350	94.1	24.1/69.0	
	1200/600 (1)	200	444T	HVW75PL36H	\$23,564	DS-3HTL	40.0	1640	93.6	74.0/201.0	
	1200/600 (1)	460	444T	HVW75PL36C	\$21,818	DS-3HTL	40.0	1640	93.6	33.0/88.0	
	1200/600 (1)	575	444T	HVW75PL36G	\$25,091	DS-3HTL	40.0	1640	93.6	26.4/71.0	
100 (25)	1800/900 (1)	200	444T	HVW100PL9H	\$21,623	DS-3HTL	40.0	1640	94.1	88.0/261.0	
	1800/900 (1)	460	444T	HVW100PL9C	\$20,021	DS-3HTL	40.0	1640	94.1	39.0/114.0	
	1800/900 (1)	575	444T	HVW100PL9G	\$23,025	DS-3HTL	40.0	1640	93.6	32.0/92.0	
	1200/600 (1)	200	445T	HVW100PL36H	\$35,239	DS-3HTL	40.0	1750	94.5	129.0/294.0	
	1200/600 (1)	460	445T	HVW100PL36C	\$32,629	DS-3HTL	40.0	1750	94.1	55.0/127.0	
	1200/600 (1)	575	445T	HVW100PL36G	\$37,522	DS-3HTL	40.0	1660	94.1	45.0/104.0	

\* W6 & W7 mounting not available on Totally Enclosed, Fan Cooled (TEFC) Motors.

† All marks shown within this document are properties of their respective owners.



# ReadyLine® Cooling Tower Duty, Three Phase, Totally Enclosed, Air Over (TEAO), Premium Efficient, 2-Speed, 2-Winding, 2-100 HP



## APPLICATIONS:

For use directly in the air stream in Cooling Tower, Evaporative Condenser and other commercial and industrial applications requiring protection from harsh operating conditions with high humidity.

## FEATURES:

- Double Dip & Bake, 100% Solids, Polyester Insulation On Windings
- Class F Insulation, 40°C Ambient
- Cast Iron Frame
- Bearing Isolators on “wet” end for vertical mounting positions
- Double-Sealed, same-size bearings both ends
- Sealed Bracket-to-Frame Registers & Leads
- Stainless Steel Nameplate & Zinc Plated Hardware
- 1.15 Service Factor
- Rotor Balance better than 0.08 in/sec
- NEMA® Design B Performance on 60 Hz Sine Wave Power
- Meets IEC 34-5 Classification IP55
- Includes CORRO-DUTY® Motor Paint and Rotor Treatment

## Option List Prices:

Add motor & required options list prices, then use applicable multiplier to calculate net price.

Options	Frame Size								
	140	180	210	250	280	320	360	400	440
Space Heater	\$263	\$328	\$358	\$490	\$514	\$538	\$561	\$597	\$609
Thermistor	\$585	\$585	\$585	\$585	\$585	\$585	\$585	\$585	\$585
Shaft Grounding	\$825	\$853	\$879	\$905	\$987	\$1,067	\$1,191	\$1,859	\$2,322

HP HP (Low)	RPM / RPM Low (# Windings)	Voltage	Frame	Catalog Number	List	Discount Symbol	Total Length	Ship Wt.	Full Load Eff.	Full Load Amps	Notes
2 (1/2)	1800/900 (2)	200	184T	HVW2PK9H	\$1,707	DS-3HTL	15.5	100	84.0	7.0/3.5	
	1800/900 (2)	460	184T	HVW2PK9C	\$1,580	DS-3HTL	15.5	100	84.0	3.4/1.7	
	1800/900 (2)	575	184T	HVW2PK9G	\$1,818	DS-3HTL	15.5	100	84.0	2.7/1.4	
	1200/600 (2)	200	215T	HVW2PK36H	\$2,366	DS-3HTL	19.1	220	82.5	8.3/5.0	
	1200/600 (2)	460	215T	HVW2PK36C	\$2,192	DS-3HTL	19.1	175	81.5	3.7/2.3	
	1200/600 (2)	575	215T	HVW2PK36G	\$2,520	DS-3HTL	19.1	220	82.5	2.8/1.8	
3 (3/4)	1800/900 (2)	200	213T	HVW3PK9H	\$2,569	DS-3HTL	19.1	110	87.5	9.2/9.3	
	1800/900 (2)	460	213T	HVW3PK9C	\$2,379	DS-3HTL	19.1	110	87.5	4.3/4.3	
	1800/900 (2)	575	213T	HVW3PK9G	\$2,736	DS-3HTL	19.1	110	86.5	3.5/3.5	
	1200/600 (2)	200	254T	HVW3PK36H	\$3,562	DS-3HTL	25.5	300	86.5	10.3/4.4	
	1200/600 (2)	460	254T	HVW3PK36C	\$3,298	DS-3HTL	25.5	300	85.5	4.3/2.1	
	1200/600 (2)	575	254T	HVW3PK36G	\$3,794	DS-3HTL	25.5	300	85.5	3.4/1.7	
5 (1-1/4)	1800/900 (2)	200	215T	HVW5PK9H	\$2,680	DS-3HTL	19.1	225	88.5	14.7/6.9	
	1800/900 (2)	460	215T	HVW5PK9C	\$2,482	DS-3HTL	19.1	175	87.5	6.6/4.3	
	1800/900 (2)	575	215T	HVW5PK9G	\$2,855	DS-3HTL	19.1	225	87.5	5.4/2.8	
	1200/600 (2)	200	256T	HVW5PK36H	\$3,716	DS-3HTL	25.5	360	86.5	16.4/8.0	
	1200/600 (2)	460	256T	HVW5PK36C	\$3,441	DS-3HTL	25.5	360	86.5	8.6/4.1	
	1200/600 (2)	575	256T	HVW5PK36G	\$3,957	DS-3HTL	25.5	360	86.5	6.9/3.2	
7-1/2 (1-3/4)	1800/900 (2)	200	254T	HVW7PK9H	\$3,692	DS-3HTL	25.5	340	91.0	21.8/8.8	
	1800/900 (2)	460	254T	HVW7PK9C	\$3,419	DS-3HTL	25.5	340	91.7	9.4/3.8	
	1800/900 (2)	575	254T	HVW7PK9G	\$3,931	DS-3HTL	25.5	340	91.0	7.5/2.9	
	1200/600 (2)	200	284T	HVW7PK36H	\$5,118	DS-3HTL	27.0	390	88.5	26.7/12.3	
	1200/600 (2)	460	284T	HVW7PK36C	\$4,740	DS-3HTL	27.0	390	87.5	12.2/5.7	
	1200/600 (2)	575	284T	HVW7PK36G	\$5,450	DS-3HTL	27.0	390	86.5	10.3/4.8	

\* W6 & W7 mounting not available on Totally Enclosed, Fan Cooled (TEFC) Motors.

† All marks shown within this document are properties of their respective owners.



# ReadyLine® Cooling Tower Duty, Three Phase, Totally Enclosed, Air Over (TEAO), Premium Efficient, 2-Speed, 2-Winding, 2-100 HP (continued)



CTEN


HP HP (Low)	RPM / RPM Low (# Windings)	Voltage	Frame	Catalog Number	List	Discount Symbol	Total Length	Ship Wt.	Full Load Eff.	Full Load Amps	Notes
	1800/900 (2)	200	256T	HVVW10PK9H	\$4,370	DS-3HTL	25.5	360	91.7	27.5/12	
	1800/900 (2)	460	256T	HVVW10PK9C	\$4,047	DS-3HTL	25.5	360	91.7	12.0/5.2	
	1800/900 (2)	575	256T	HVVW10PK9G	\$4,654	DS-3HTL	25.5	360	91.7	9.8/4.1	
	1200/600 (2)	200	286T	HVVW10PK36H	\$6,058	DS-3HTL	27.0	440	88.5	29.9/12.6	
	1200/600 (2)	460	286T	HVVW10PK36C	\$5,610	DS-3HTL	27.0	440	89.5	15.0/7.2	
	1200/600 (2)	575	286T	HVVW10PK36G	\$6,451	DS-3HTL	27.0	440	89.5	11.3/5.5	
15 (3-3/4)	1800/900 (2)	200	284T	HVVW15PK9H	\$6,273	DS-3HTL	27.0	390	91.0	44/16.1	
	1800/900 (2)	460	284T	HVVW15PK9C	\$5,809	DS-3HTL	27.0	390	92.4	24.3/8.9	
	1800/900 (2)	575	284T	HVVW15PK9G	\$6,679	DS-3HTL	27.0	400	92.4	14.8/5.6	
	1200/600 (2)	200	324T	HVVW15PK36H	\$8,697	DS-3HTL	30.6	600	90.2	43/17.3	
	1200/600 (2)	460	324T	HVVW15PK36C	\$8,053	DS-3HTL	30.6	600	89.5	18.8/7.5	
	1200/600 (2)	575	324T	HVVW15PK36G	\$9,261	DS-3HTL	30.6	600	89.5	15.0/5.9	
20 (5)	1800/900 (2)	200	286T	HVVW20PK9H	\$7,176	DS-3HTL	27.0	440	92.4	56/20.4	
	1800/900 (2)	460	286T	HVVW20PK9C	\$6,645	DS-3HTL	27.0	440	92.4	24.3/8.9	
	1800/900 (2)	575	286T	HVVW20PK9G	\$7,641	DS-3HTL	27.0	440	91.7	20.4/7.7	
	1200/600 (2)	200	326T	HVVW20PK36H	\$9,949	DS-3HTL	30.6	610	91.0	62/24.2	
	1200/600 (2)	460	326T	HVVW20PK36C	\$9,212	DS-3HTL	30.6	610	91.0	26.1/10.9	
	1200/600 (2)	575	326T	HVVW20PK36G	\$10,594	DS-3HTL	30.6	610	90.2	20.2/8.3	
25 (6-1/4)	1800/900 (2)	200	324T	HVVW25PK9H	\$9,743	DS-3HTL	30.6	600	91.7	71/28	
	1800/900 (2)	460	324T	HVVW25PK9C	\$9,022	DS-3HTL	30.6	600	92.4	31/11.2	
	1800/900 (2)	575	324T	HVVW25PK9G	\$10,374	DS-3HTL	30.6	610	92.4	24.0/8.2	
	1200/600 (2)	200	364T	HVVW25PK36H	\$13,507	DS-3HTL	33.6	810	91.7	73/31	
	1200/600 (2)	460	364T	HVVW25PK36C	\$12,507	DS-3HTL	33.6	810	91.0	35/13.0	
	1200/600 (2)	575	364T	HVVW25PK36G	\$14,382	DS-3HTL	33.6	810	91.0	26.7/11.0	
30 (7-1/2)	1800/900 (2)	200	326T	HVVW30PK9H	\$10,287	DS-3HTL	30.6	625	92.4	81/30	
	1800/900 (2)	460	326T	HVVW30PK9C	\$9,525	DS-3HTL	30.6	625	93.6	36/15.2	
	1800/900 (2)	575	326T	HVVW30PK9G	\$10,953	DS-3HTL	30.6	625	93.0	29.3/11.4	
	1200/600 (2)	200	365T	HVVW30PK36H	\$14,260	DS-3HTL	33.6	925	91.7	86/32	
	1200/600 (2)	460	365T	HVVW30PK36C	\$13,205	DS-3HTL	33.6	925	90.2	38/14.4	
	1200/600 (2)	575	365T	HVVW30PK36G	\$15,185	DS-3HTL	33.6	810	91.0	32/11.7	
40 (10)	1800/900 (2)	200	364T	HVVW40PK9H	\$12,987	DS-3HTL	33.6	810	92.4	118/38	
	1800/900 (2)	460	364T	HVVW40PK9C	\$12,026	DS-3HTL	33.6	820	93.0	50/18.5	
	1800/900 (2)	575	364T	HVVW40PK9G	\$13,820	DS-3HTL	33.6	820	93.0	40/15.2	
	1200/600 (2)	200	404T	HVVW40PK36H	\$18,005	DS-3HTL	37.7	1050	92.4	126/45	
	1200/600 (2)	460	404T	HVVW40PK36C	\$16,672	DS-3HTL	37.7	1050	91.0	50/18.9	
	1200/600 (2)	575	404T	HVVW40PK36G	\$19,172	DS-3HTL	37.7	925	91.7	42/15.8	
50 (12-1/2)	1800/900 (2)	200	365T	HVVW50PK9H	\$15,156	DS-3HTL	33.6	925	93.6	136/47	
	1800/900 (2)	460	365T	HVVW50PK9C	\$14,034	DS-3HTL	33.6	925	94.5	58/22.5	
	1800/900 (2)	575	365T	HVVW50PK9G	\$16,139	DS-3HTL	33.6	925	93.6	47/15.7	
	1200/600 (2)	200	405T	HVVW50PK36H	\$21,013	DS-3HTL	37.7	1260	93.0	146/59	
	1200/600 (2)	460	405T	HVVW50PK36C	\$19,456	DS-3HTL	37.7	1260	92.4	63/26.8	
	1200/600 (2)	575	405T	HVVW50PK36G	\$22,374	DS-3HTL	37.7	1080	92.4	51/22.2	

\* W6 & W7 mounting not available on Totally Enclosed, Fan Cooled (TEFC) Motors.

† All marks shown within this document are properties of their respective owners.



# ReadyLine® Cooling Tower Duty, Three Phase, Totally Enclosed, Air Over (TEAO), Premium Efficient, 2-Speed, 2-Winding, 2-100 HP *(continued)*



HP HP (Low)	RPM / RPM Low (# Windings)	Voltage	Frame	Catalog Number	List	Discount Symbol	Total Length	Ship Wt.	Full Load Eff.	Full Load Amps	Notes
60 (15)	1800/900 (2)	200	405T	HVW60PK9H	\$20,304	DS-3HTL	37.7	1260	94.5	170/58	
	1800/900 (2)	460	405T	HVW60PK9C	\$18,801	DS-3HTL	37.7	1260	94.5	74/26.5	
	1800/900 (2)	575	405T	HVW60PK9G	\$21,621	DS-3HTL	37.7	1260	94.5	59/21.9	
	1200/600 (2)	200	444T	HVW60PK36H	\$28,1497	DS-3HTL	45.4	1660	93.0	178/61	
	1200/600 (2)	460	444T	HVW60PK36C	\$26,064	DS-3HTL	45.4	1660	92.4	76/28.1	
	1200/600 (2)	575	444T	HVW60PK36G	\$29,973	DS-3HTL	45.4	1260	91.0	64/22.7	
75 (18-3/4)	1800/900 (2)	200	405T	HVW75PK9H	\$23,564	DS-3HTL	37.7	1350	94.5	205/74	
	1800/900 (2)	460	405T	HVW75PK9C	\$21,818	DS-3HTL	37.7	1660	94.5	89/30	
	1800/900 (2)	575	405T	HVW75PK9G	\$25,091	DS-3HTL	37.7	1660	94.5	71/25.1	
	1200/600 (2)	200	445T	HVW75PK36H	\$32,668	DS-3HTL	45.4	1750	93.6	255/92	
	1200/600 (2)	460	445T	HVW75PK36C	\$30,248	DS-3HTL	45.4	1750	94.1	105/42	
	1200/600 (2)	575	445T	HVW75PK36G	\$34,785	DS-3HTL	45.4	1750	93.6	89/35	
100 (25)	1800/900 (2)	200	445T	HVW100PK9H	\$35,239	DS-3HTL	45.4	1750	94.5	280/91	
	1800/900 (2)	460	445T	HVW100PK9C	\$32,629	DS-3HTL	45.4	1750	94.5	115/38	
	1800/900 (2)	575	445T	HVW100PK9G	\$37,522	DS-3HTL	45.4	1750	94.5	94/32	
	1200/600 (2)	200	447T	HVW100PK36H	\$48,853	DS-3HTL	48.9	2100	93.6	303/145	
	1200/600 (2)	460	447T	HVW100PK36C	\$45,235	DS-3HTL	48.9	2100	94.1	139/66	
	1200/600 (2)	575	447T	HVW100PK36G	\$52,019	DS-3HTL	48.9	1675	94.1	111/55	

## Minimum Air Velocity Required for TEAO Models


HP	Velocity (FPM) 4 Pole	Velocity (FPM) 6 Pole	HP	Velocity (FPM) 4 Pole	Velocity (FPM) 6 Pole
2	1000	580	25	1500	950
3	1000	600	30	1600	1000
5	1054	700	40	1700	1100
7.5	1023	650	50	1800	1150
10	975	600	60	1800	1150
15	1500	650	75	2000	1300
20	1700	850	100	2000	1300

Note: Use 1/2 of these velocities for 8 Pole (900 RPM). Use the above velocities for 50 Hz motors (Customer to make adjustments for lower motor speed in order to maintain fan speed).

† All marks shown within this document are properties of their respective owners.



# Mojave® Condenser Motors



## The Right Motor For Extreme Conditions™

70°C (158°C) | Ambient Rated

- **Class F Insulation** – Thermal endurance to over 300° F
- **Ball Bearings** – Durability for high temperature applications, for longer life than sleeve bearings
- **48" Leads** – Easier wiring into today's larger condensing units
- **Special Corrosion Protection** – Longer life in humid environments
- **Totally Enclosed Air Over Design** – Allows for all position mounting
- **Reversible** – Easy to change quick connect terminals for application flexibility

**MOJAVE® features are available on a select line of RESCUE® Condenser Motors. RESCUE® The Ultimate Truck Stock Motor™**

For more information about this product, see page 33  
For more information about the U.S. MOTORS® brand, visit [www.usmotors.com](http://www.usmotors.com)

† All marks shown within this document are properties of their respective owners.





# Commercial Duty Pump Motors



For use on chiller, condensate and other HVACR duty pumps, booster, irrigation, dishwasher and parts washer pumps, along with many other commercial duty applications.

**Horsepower:** 1/4 – 60 HP

**Phase:** Single and Three Phase

**RPM:** 3600, 1800 or 1200 RPM

**Voltage:**

- Single Phase: 208-230/115 Volts, 50/60 Hz options
- Three Phase: 208-230/460 and 190/380-415 Volts, 60/50 Hz (575 Volts available)

**Efficiency:** Standard, Energy Efficient and Extreme-E®

**Bolt-On Base:** Many ratings provide for removable base construction

**Mounting Options:**


- NEMA®† 56C, TC, TSC and 56J
- Bolt-on base models provide for both shaft down, vertically mounted pump applications and rigid base, horizontally mounted pump applications

**Enclosure:** Open Drip-Proof (ODP) and Totally Enclosed, Fan Cooled (TEFC)

**Bearings:** Double sealed ball bearings on all 56-Frame commercial duty pump motors. Double shielded ball bearings on all other motors.

**303 Stainless Steel Shaft Extensions:** on 56J mount motors providing superior corrosion resistance

**Agency:** UL®† Recognized and CSA®† Certified



Three Phase,  
(TEFC) C-Face



Single Phase,  
(ODP) C-Face




Split Phase Hot Water  
Circulating Pump, (ODP)



† All marks shown within this document are properties of their respective owners.

## Special Application Commercial Pump Three Phase Totally Enclosed, Fan Cooled (TEFC) C-Face



### APPLICATIONS:

For use on chiller, condensate, and other HVACR duty pumps, booster and irrigation pumps, dishwasher and part washer pumps, watering and de-watering pumps, and other commercial duty pumping applications.

### FEATURES:

- Totally Enclosed
- Double sealed ball bearings on all 56-Frame commercial duty pump motor. Double shielded ball bearings on all other motors.
- Continuous Duty
- 60 Hz & 60/50 Hz
- 50/60 Hz Motors have 1.0 S.F. on 50 Hz
- "CE" Mark on Nameplate
- 40°C Ambient
- NEMA® "C" Flange Mounting
- Premium 303 Stainless Steel on 56J Mount, Carbon Steel on All Others
- Shaft Threads for 56J Mount: 7/16-20 UNC-2A

HP	RPM	Voltage	Frame	Catalog Number	List	Discount Symbol	Base (Feet)	SF	Total Length	Ship Wt.	Full Load Eff.	Max. Amps	Notes
1/4	1800	575	56C	U14S2GC	\$324	DS-3F	Rigid	1.25	10.8	20	-	0.4	26
	1800	208-230/460	56C	U14S2AC	\$324	DS-3F	Rigid	1.25	10.8	20	-	1.3-1.4/0.7	26
	1800	208-230/460	56C	U14S2ACR	\$320	DS-3F	No	1.25	10.8	20	-	1-1/0.5	16
1/3	1800	575	56C	U13S2GC	\$362	DS-3F	Rigid	1.25	10.8	22	-	0.5	26
	1800	208-230/460	56C	U13S2AC	\$362	DS-3F	Rigid	1.25	10.8	20	-	1.5-1.5/0.8	26
	1800	208-230/460	42CZ	T13S2D42ZCR	\$358	DS-3F	No	1.00	11.6	19	65.0	1.5-1.5/0.75	26, 98
	1800	208-230/460	56C	U13S2ACR	\$359	DS-3F	No	1.25	10.8	22	-	1.2-1.2/0.6	16
	1200	208-230/460	56C	U13S3AC	\$482	DS-3F	Rigid	1.25	10.8	23	-	1.3-1.3/0.6	26
	1200	208-230/460	56C	T13S3DCR	\$670	DS-3F	No	1.15	11.4	23	77.0	1.6-1.6/0.80	26
1/2	3600	208-230/460	56C	U12S1AC	\$310	DS-3F	Rigid	1.25	10.8	23	-	1.7-1.6/0.8	26
	3600	208-230/460	56J	EE283	\$312	DS-3F	No	1.15	11.6	26	-	2.22-2.2/1.1	98
	3600	208-230/460	56J	EE283B	\$312	DS-3F	Rigid	1.15	11.6	26	-	2.22-2.2/1.1	98
	3600	208-230/460	56C	T12S1ACR	\$308	DS-3F	No	1.25	11.4	26	64.0	2.18-2.18/1.09	03, 16
	1800	575	56C	U12S2GC	\$406	DS-3F	Rigid	1.25	10.8	24	-	0.7	03, 26
	1800	208-230/460	56C	U12S2AC	\$403	DS-3F	Rigid	1.25	10.8	24	-	1.8-1.8/0.9	03, 26
	1800	575	56C	U12S2GCR	\$403	DS-3F	No	1.25	10.8	24	-	0.7	03, 26
	1800	208-230/460	56C	U12S2ACR	\$403	DS-3F	No	1.25	10.8	24	-	1.8-1.8/0.9	03, 16
	1200	208-230/460	56C	U12S3AC	\$527	DS-3F	Rigid	1.25	11.5	25	-	2.1-2.0/1.0	26
	1200	208-230/460	56C	U12S3ACR	\$524	DS-3F	No	1.25	10.8	25	-	2.1-2.1/1.1	16
3/4	3600	208-230/460	56C	U34S1AC	\$369	DS-3F	Rigid	1.25	10.8	24	-	2.5-2.2/1.1	26
	3600	208-230/460	56J	EE515	\$371	DS-3F	No	1.15	11.6	27	-	3.0-2.8/1.4	98
	3600	208-230/460	56J	EE515B	\$371	DS-3F	Rigid	1.15	11.6	27	-	3.0-2.8/1.4	98
	3600	208-230/460	56C	U34S1ACR	\$394	DS-3F	No	1.25	10.8	24	-	2.5-2.2/1.1	16
	1800	575	56C	U34S2GC	\$448	DS-3F	Rigid	1.25	10.8	25	-	1.1	26
	1800	208-230/460	56C	U34S2AC	\$445	DS-3F	Rigid	1.25	10.8	25	-	2.7-2.7/1.4	26
	1800	575	56C	U34S2GCR	\$445	DS-3F	No	1.25	10.8	25	-	1.1	
	1800	208-230/460	56C	U34S2ACR	\$445	DS-3F	No	1.25	10.8	25	-	2.6-2.7/1.3	03, 16
	1200	208-230/460	143TC	U34S3DC	\$465	DS-3FTE	Rigid	1.25	12.1	35	-	3.1-3.1/1.6	
	1200	208-230/460	56C	U34S3AC	\$544	DS-3F	Rigid	1.25	10.8	25	-	3.1-3.2/1.6	26
	1200	208-230/460	56C	U34S3ACR	\$628	DS-3F	No	1.25	12.0	25	78.6	3.1-3.2/1.6	26
	1	3600	208-230/460	56C	U1S1AC	\$415	DS-3F	Rigid	1.25	10.8	25	-	3.2-2.9/1.5
3600		208-230/460	56J	EE516	\$418	DS-3F	No	1.15	11.6	28	-	3.6-3.2/1.6	98
3600		208-230/460	56J	EE516B	\$418	DS-3F	Rigid	1.15	11.6	28	-	3.6-3.2/1.6	98
3600		575	56J	EE516-5	\$423	DS-3F	Remov.	1.15	11.6	27	-	1.5	
3600		208-230/460	56C	U1S1ACR	\$412	DS-3F	No	1.25	10.8	25	-	3.2-2.9/1.5	16
1800		200	143TC	U1E2HC	\$468	DS-3FTE	Rigid	1.25	12.1	35	78.5	3.4	

Note 03: 60/50 Hz rated with no derate on HP; 230/460 V 60 Hz ratings operate on 190/380 V 50 Hz, 460V 60 Hz ratings operate on 380V 50 Hz; Full 60 & 50 Hz data on Nameplate

Note 16: Motors marked 208-230/460 V may not meet all NEMA® (MG-1) performance standards when operated at 208 V


Note 26: Does not include World Motor® features

Note 98: 50/60 Hz Motor

† All marks shown within this document are properties of their respective owners.



# Special Application Commercial Pump Three Phase Totally Enclosed, Fan Cooled (TEFC) C-Face *(continued)*



HP	RPM	Voltage	Frame	Catalog Number	List	Discount Symbol	Base (Feet)	SF	Total Length	Ship Wt.	Full Load Eff.	Max. Amps	Notes
1	1800	575	143TC	U1E2GC	\$468	DS-3FTE	Rigid	1.25	12.1	35	82.5	1.2	
	1800	575	56C	U1S2GFC	\$459	DS-3F	Rigid	1.25	12.1	28	-	1.4	26
	1800	208-230/460	143TC	U1P2DC	\$686	DS-3XE	Rigid	1.25	12.1	35	85.5	3.1-3/1.5	03
	1800	208-230/460	56C	U1S2AFC	\$459	DS-3F	Rigid	1.25	12.1	42	-	3.4-3.4/1.7	26
	1800	208-230/460	56J	EE684	\$461	DS-3F	Remov.	1.15	12.4	28	-	3.8-3.8/1.9	98
	1800	575	56C	U1S2GFCR	\$456	DS-3F	No	1.25	12.1	28	-	1.4	
	1800	208-230/460	56C	U1S2AFRCR	\$456	DS-3F	No	1.25	12.1	28	-	3.3-3.4/1.7	16
	1200	208-230/460	145TC	U1P3DC	\$820	DS-3XE	Rigid	1.25	13.1	40	82.5	3.6-3.5/1.8	03
	1200	208-230/460	56C	U1S3DFC	\$583	DS-3F	Rigid	1.25	12.1	30	-	3.8-4/2	26
1-1/2	3600	208-230/460	143TC	U32P1DC	\$768	DS-3XE	Rigid	1.25	12.1	85	84	4.5-4.3/2.1	03
	3600	208-230/460	56C	U32S1AFC	\$501	DS-3F	Rigid	1.25	12.1	30	-	4.6-4/2	26
	3600	208-230/460	56J	EE661	\$505	DS-3F	No	1.15	11.9	30	-	5.4-5.0/2.5	98
	3600	208-230/460	56J	EE661B	\$505	DS-3F	Rigid	1.15	11.9	30	-	5.4-5.0/2.5	98
	3600	208-230/460	56C	T32S1ACR	\$499	DS-3F	No	1.15	11.4	29	80.0	4.7-4.5/2.2	98
	1800	575	145TC	U32P2GC	\$711	DS-3XE	Rigid	1.25	13.1	40	86.5	1.7	
	1800	575	56C	U32S2GFC	\$504	DS-3F	Rigid	1.25	12.1	30	-	1.9	26
	1800	208-230/460	145TC	U32P2DC	\$711	DS-3XE	Rigid	1.25	13.1	40	86.5	4.5-4.3/2.1	03
	1800	208-230/460	56C	U32S2AFC	\$504	DS-3F	Rigid	1.25	12.1	30	-	4.7-4.7/2.3	26
	1800	208-230/460	56C	U32S2AFRCR	\$501	DS-3F	No	1.25	12.1	30	81.5	4.7-4.7/2.3	16
	1200	208-230/460	182TC	U32P3DC	\$969	DS-3XE	Rigid	1.25	16.1	50	87.5	4.8-4.7/2.3	03
	2	3600	575	145TC	U2P1GC	\$874	DS-3XE	Rigid	1.25	13.1	35	85.5	2.0
3600		208-230/460	145TC	U2P1DC	\$874	DS-3XE	Rigid	1.25	13.1	35	85.5	5.4-4.9/2.5	03
3600		208-230/460	56C	U2S1AFC	\$583	DS-3F	Rigid	1.25	12.1	29	-	5.9-5.3/2.6	26
3600		208-230/460	56J	EE706	\$585	DS-3F	No	1.15	12.4	32	-	6.9-6.4/3.2	98
3600		208-230/460	56J	EE706B	\$585	DS-3F	Rigid	1.15	12.4	32	-	6.9-6.4/3.2	98
3600		575	56J	EE706-5	\$590	DS-3F	Remov.	1.15	12.4	31	-	2.5	
3600		208-230/460	56C	T2S1ACR	\$557	DS-3F	No	1.15	12.4	29	80.0	6.0-5.4/2.7	
1800		575	145TC	U2P2GC	\$738	DS-3XE	Rigid	1.25	13.1	35	86.5	2.3	
1800		575	56C	U2S2GFC	\$529	DS-3F	Rigid	1.25	12.5	30	-	2.5	26
1800		208-230/460	145TC	U2P2DC	\$738	DS-3XE	Rigid	1.25	13.1	45	86.5	5.9-5.7/2.8	03
1800		208-230/460	56C	U2S2AFC	\$529	DS-3F	Rigid	1.25	12.1	30	-	6.3-6.3/3.2	26
1800		208-230/460	56C	U2S2AFRCR	\$526	DS-3F	No	1.25	12.1	30	80.0	6.3-6.2/3.1	16
1200		208-230/460	184TC	U2P3DC	\$1,058	DS-3XE	Rigid	1.25	16.9	65	88.5	6.4-6.2/3.1	03
3		3600	208-230/460	145TC	U3P1A14C	\$910	DS-3XE	Rigid	1.25	13.4	47	88.5	--
	3600	208-230/460	182TC	U3P1DC	\$1,060	DS-3XE	Rigid	1.25	16.1	50	88.5	8.4-7.8/3.9	03
	3600	208-230/460	56C	U3S1AFC	\$670	DS-3F	Rigid	1.25	10.8	42	-	8.5-7.5/3.8	26
	3600	208-230/460	56J	EE707	\$674	DS-3F	No	1.15	13.4	40	-	9.6-8.6/4.3	
	3600	208-230/460	56J	EE707B	\$674	DS-3F	Rigid	1.15	13.4	40	-	9.6-8.6/4.3	
	3600	575	56J	EE707-5	\$679	DS-3F	Remov.	1.15	13.4	39	-	3.4	
	3600	208-230/460	56C	T3S1ACR	\$588	DS-3F	No	1.15	13.4	42	-	8.5-7.3/3.6	
	3600	208-230/460	145TC	U3E1A14CR	\$725	DS-3F	No	1.25	13.4	37	86.0	8.5-7.3/3.6	
	3600	208-230/460	182TC	U3E1DCR	\$914	DS-3FTE	No	1.25	16.1	53	85.5	8.7-8/4	03
	3600	208-230/460	182TCH	U3E1DKR	\$914	DS-3FTE	No	1.25	16.1	53	85.5	8.7-8/4	03
	1800	208-230/460	182TC	U3P2DC	\$938	DS-3XE	Rigid	1.25	16.1	70	89.5	8.4-7.8/3.9	03
	1800	208-230/460	182TCH	U3P2DK	\$938	DS-3XE	Rigid	1.25	16.1	60	89.5	8.4-7.8/3.9	03

Note 03: 60/50 Hz rated with no derate on HP; 230/460 V 60 Hz ratings operate on 190/380 V 50 Hz, 460V 60 Hz ratings operate on 380V 50 Hz; Full 60 & 50 Hz data on Nameplate

Note 16: Motors marked 208-230/460 V may not meet all NEMA<sup>®</sup> (MG-1) performance standards when operated at 208 V

Note 26: Does not include World Motor<sup>®</sup> features


Note 98: 50/60 Hz Motor

† All marks shown within this document are properties of their respective owners.



COMMERCIAL DUTY PUMP  
CLOSE COUPLED PUMP  
FIRE PUMP  
RESIDENTIAL WATER SYSTEM PUMP  
KITS & ACCESSORIES  
TERMS & GUIDES  
MOTOR TERMINOLOGY  
NEMA DIMENSION GUIDE  
INDEX

# Special Application Commercial Pump Three Phase Totally Enclosed, Fan Cooled (TEFC) C-Face *(continued)*



HP	RPM	Voltage	Frame	Catalog Number	List	Discount Symbol	Base (Feet)	SF	Total Length	Ship Wt.	Full Load Eff.	Max. Amps	Notes
3	1800	208-230/460	182TC	U3E2DCR	\$681	DS-3FTE	No	1.25	16.1	60	87.5	8.4-8/4	03
	1200	208-230/460	213TC	U3P3DC	\$1,589	DS-3XE	Rigid	1.25	18.6	90	89.5	9.3-8.6/4.3	03
	1200	208-230/460	213TC	U3E3DCR	\$1,233	DS-3FTE	No	1.25	18.6	110	87.5	9.7-9.1/4.5	03
5	3600	208-230/460	184TC	U5P1DC	\$1,194	DS-3XE	Rigid	1.25	16.9	70	89.5	13.4-12.2/6.1	03
	3600	208-230/460	184TCH	U5P1DK	\$1,194	DS-3XE	Rigid	1.25	16.9	70	89.5	13.4-12.2/6.1	03
	3600	208-230/460	184TC	U5E1DCR	\$1,023	DS-3FTE	No	1.25	16.9	70	87.5	13.8-12.3/6.1	03
	1800	575	184TC	U5P2GC	\$1,012	DS-3XE	Rigid	1.25	16.9	88	90.2	5.1	
	1800	208-230/460	184TC	U5P2DC	\$1,012	DS-3XE	Rigid	1.25	16.9	88	90.2	13.6-12.3/6.2	03
	1800	575	184TC	U5E2GCR	\$780	DS-3FTE	No	1.25	16.9	70	87.5	5.1	
	1800	208-230/460	184TC	U5E2DCR	\$780	DS-3FTE	No	1.25	16.9	70	87.5	14-12.7/6.3	
	1200	208-230/460	215TC	U5P3DC	\$1,776	DS-3XE	Rigid	1.25	20.1	140	90.2	15.0-14.0/7.0	03
	1200	208-230/460	215TC	U5E3DCR	\$1,422	DS-3FTE	No	1.25	20.1	140	87.5	15.6-14.5/7.3	03
	7-1/2	3600	208-230/460	213TC	U7P1DC	\$1,746	DS-3XE	Rigid	1.25	18.6	100	91.7	19.7-17.9/8.9
3600		208-230/460	213TC	U7E1DCR	\$1,530	DS-3FTE	No	1.25	18.6	100	88.5	20.4-18.4/9.2	03
1800		575	213TC	U7P2GC	\$1,424	DS-3XE	Rigid	1.25	18.6	110	91.7	7.2	
1800		208-230/460	213TC	U7P2DC	\$1,424	DS-3XE	Rigid	1.25	18.6	120	91.7	20.0-18.2/9.1	03
1800		208-230/460	213TC	U7E2DCR	\$1,029	DS-3FTE	No	1.15	18.6	110	89.5	20.6-18.8/9.4	03
1200		208-230/460	254TC	U7E3DCR	\$2,021	DS-3FTE	No	1.25	23.9	200	89.5	20.8-18.8/9.4	02, 03
10	3600	575	215TC	U10P1GC	\$1,766	DS-3XE	Rigid	1.25	20.1	110	91.7	9.4	
	3600	208-230/460	215TC	U10P1DC	\$1,766	DS-3XE	Rigid	1.25	20.1	110	91.7	26.4-23.5/11.8	03
	3600	208-230/460	215TC	U10E1DCR	\$1,572	DS-3FTE	No	1.25	20.1	110	89.5	26.7-23.8/11.9	03
	1800	208-230/460	215TC	U10P2DC	\$1,582	DS-3XE	Rigid	1.25	20.1	120	91.7	26.5-23.9/12.0	03
	1800	208-230/460	215TC	U10E2DCR	\$1,176	DS-3FTE	No	1.25	20.1	120	89.5	27.2-24.6/12.3	03
	1200	208-230/460	256TC	U10P3DC	\$3,127	DS-3XE	Rigid	1.25	25.7	230	91.7	27.1-24.6/12.3	03
	1200	208-230/460	256TC	U10E3DCR	\$2,300	DS-3FTE	No	1.25	25.7	230	89.5	27.5-25/12.5	02, 03
	15	3600	575	254TC	U15P1GC	\$2,796	DS-3XE	Rigid	1.25	23.9	210	91	13.9
3600		208-230/460	215TC	U15P1DFC	\$2,637	DS-3XE	Rigid	1.25	21.5	125	91	39-35/17.6	
3600		208-230/460	254TC	U15P1DC	\$2,796	DS-3XE	Rigid	1.15	23.9	210	91	39-35/17.7	03
3600		575	254TC	U15E1GCR	\$2,367	DS-3FTE	No	1.25	23.9	210	90.2	14	02
3600		208-230/460	254TC	U15E1DCR	\$2,367	DS-3FTE	No	1.15	23.9	210	90.2	40-35/17.6	02, 03
1800		208-230/460	254TC	U15P2DC	\$2,294	DS-3XE	Rigid	1.25	23.9	220	92.4	40-37/18.4	03
1800		575	254TC	U15E2GCR	\$2,054	DS-3FTE	No	1.25	23.9	220	91.0	14.7	02
1800		208-230/460	254TC	U15E2DCR	\$2,054	DS-3FTE	No	1.25	23.9	220	91.0	41-37/18.5	02, 03
20	3600	208-230/460	256TC	U20P1DC	\$3,046	DS-3XE	Rigid	1.25	25.7	230	91.7	51-46/22.9	03
	3600	208-230/460	256TC	U20E1DCR	\$2,532	DS-3FTE	No	1.25	25.7	230	90.2	53-47/23.4	02, 03
	1800	208-230/460	256TC	U20P2DC	\$2,726	DS-3XE	Rigid	1.25	25.7	250	93.0	53-47/23.7	03
	1800	208-230/460	256TC	U20E2DCR	\$2,247	DS-3FTE	No	1.25	25.7	250	91.0	54-49/24.3	02, 03
25	3600	575	284TC	U25P1GC	\$3,817	DS-3XE	Rigid	1.25	28.3	250	91.7	22.7	
	3600	208-230/460	284TC	U25P1DC	\$3,817	DS-3XE	Rigid	1.25	28.3	250	91.7	65-57/28.4	03
	3600	575	284TC	U25E1GCR	\$3,174	DS-3FTE	No	1.25	28.3	290	91.0	22.9	02
	3600	208-230/460	284TC	U25E1DCR	\$3,174	DS-3FTE	No	1.25	28.3	290	91.0	65-57/28.7	02, 03
	1800	208-230/460	284TC	U25P2DC	\$3,209	DS-3XE	Rigid	1.25	28.3	290	93.6	65-59/29.3	03
	1800	208-230/460	284TC	U25E2DCR	\$2,685	DS-3FTE	No	1.25	28.3	290	92.4	67-59/29.6	02, 03
30	1800	208-230/460	286TC	U30P2DC	\$3,773	DS-3XE	Rigid	1.25	28.3	325	93.6	78-70/35	03
	1800	208-230/460	286TC	U30E2DCR	\$3,507	DS-3FTE	No	1.25	28.3	320	92.4	80-72/36	02, 03

Note 02: Suitable for Wye-Delta start on voltages shown

Note 03: 60/50 Hz rated with no derate on HP; 230/460 V 60 Hz ratings operate on 190/380 V 50 Hz; 460V 60 Hz ratings operate on 380V 50 Hz; Full 60 & 50 Hz data on Nameplate

† All marks shown within this document are properties of their respective owners.



# Special Application Commercial Pump Three Phase Open Drip-Proof (ODP) C-Face



## APPLICATIONS:

For use on chiller, condensate, and other HVACR duty pumps, booster and irrigation pumps, dishwasher and part washer pumps, watering and de-watering pumps, and other commercial duty pumping applications.

## FEATURES:

- "CE" Mark on nameplate (140 Frame and Larger)
- Double Sealed Ball Bearings on All 56-Frame Commercial Duty Pump Motors; Double Shielded Ball Bearings on All Others
- Continuous Duty
- 60 Hz & 60/50 Hz
- 50/60 Hz Motors have 1.0 S.F. on 50 Hz
- 40°C Ambient
- Suitable for Wye-Delta start 250-Frame and larger
- NEMA® "C" Flange Mounting
- Shaft Threads for 56J Mount: 7/16-20 UNC-2A
- Premium 303 S.S. on 56J; Mount & Carbon Steel on All Others

HP	RPM	Voltage	Frame	Catalog Number	List	Discount Symbol	Base (Feet)	SF	Total Length	Ship Wt.	Dripcover Kit	Max. Amps	Notes
3/4	3600	208-230/460	56C	EE508	\$444	DS-3F	No	1.50	11.3	25	DC48	3.8-3.6/1.8	03
	3600	208-230/460	56J	EE446	\$449	DS-3F	No	1.50	11.8	25	DC48	3.8-3.6/1.8	03
	3600	208-230/460	56J	EE446B	\$454	DS-3F	Rigid	1.50	11.6	25	DC56	3.7-3.6/1.8	03
	1800	208-230/460	56C	D34S2ACR	\$366	DS-3F	No	1.25	11.4	22	DC56	2.8-2.7/1.4	FL
	1200	208-230/460	56C	D34S3DCR	\$704	DS-3F	No	1.15	12.0	30	DC56	3.4-3.5/1.7	26, FL
1	3600	208-230/460	56C	EE511	\$464	DS-3F	No	1.40	11.6	26	DC48	4.6-4.6/2.3	03
	3600	208-230/460	56C	EE511B	\$469	DS-3F	Rigid	1.40	11.1	26	DC56	4.4-4.2/2.1	03
	3600	208-230/460	56J	EE506	\$469	DS-3F	No	1.40	12.1	26	DC48	4.6-4.6/2.3	03
	3600	208-230/460	56J	EE506B	\$474	DS-3F	Rigid	1.40	11.6	26	DC56	4.4-4.2/2.1	03
	1800	208-230/460	56HC	D1S2AHC	\$353	DS-3F	Rigid	1.25	12.0	28	DC56	3.2-3.0/1.5	FL
1-1/2	3600	208-230/460	56C	EE609	\$537	DS-3F	No	1.30	11.4	27	DC56	6.0-5.8/2.9	03
	3600	208-230/460	56C	D32S1AHC	\$541	DS-3F	Rigid	1.15	11.9	27	DC56	4.7-4.4/2.2	26, FL
	3600	208-230/460	56J	EE607	\$541	DS-3F	No	1.30	11.9	27	DC56	6.0-5.8/2.9	03
	3600	208-230/460	56J	EE607B	\$546	DS-3F	Rigid	1.30	11.9	27	DC56	6.0-5.8/2.9	03
	1800	208-230/460	56C	D32S2ACR	\$482	DS-3F	No	1.25	12.4	32	DC56	4.9-5.0/2.5	03, FL
2	3600	208-230/460	56C	EE612	\$705	DS-3F	No	1.15	11.9	33	DC56	6.0-5.7/2.9	
	3600	208-230/460	56C	D2S1AHC	\$710	DS-3F	Rigid	1.15	11.9	33	DC56	6.0-5.4/2.7	FL
	3600	208-230/460	56J	EE733	\$710	DS-3F	No	1.20	12.4	30	DC56	6.6-6.4/3.2	03
	3600	208-230/460	56J	EE733B	\$715	DS-3F	Rigid	1.20	12.4	30	DC56	6.6-6.4/3.2	03
	3600	575	56J	EE733-5	\$719	DS-3F	Remov.	1.20	12.4	30	DC56	2.6	
	1800	208-230/460	56C	D2S2ACR	\$541	DS-3F	No	1.15	13.0	35	DC56	6.1-6.2/3.1	FL
3	3600	208-230/460	56C	EE736	\$775	DS-3F	No	1.15	12.9	35	DC56	9.6-9.4/4.7	
	3600	208-230/460	56J	EE734	\$780	DS-3F	No	1.15	13.4	35	DC56	9.6-9.4/4.7	
	3600	208-230/460	56J	EE734B	\$785	DS-3F	Rigid	1.15	13.4	35	DC56	9.6-9.4/4.7	
	3600	575	56J	EE734-5	\$790	DS-3F	Remov.	1.15	13.4	35	DC56	3.4	
5	3600	208-230/460	182TC	D5P1DC	\$975	DS-3E	Rigid	1.15	16	50	969957	15.7-14.7	03, FL
	1800	208-230/460	184TC	D5P2DC	\$1,008	DS-3E	Rigid	1.15	16.0	60	969574	13.8-13/6.5	03, FL
7-1/2	3600	208-230/460	184TC	D7P1DC	\$1,467	DS-3E	Rigid	1.15	16.0	60	969574	20.3-18.1/9.1	03, FL
	1800	208-230/460	213TC	D7P2DC	\$1,410	DS-3E	Rigid	1.15	17.0	100	969575	20.2-18.5/9.3	03, FL
10	3600	208-230/460	213TC	D10P1DC	\$1,649	DS-3E	Rigid	1.15	18.0	100	969575	27.1-24.3/12.2	03, FL
	1800	208-230/460	215TC	D10P2DC	\$1,677	DS-3E	Rigid	1.15	18.0	110	969575	26.3-23.8/11.9	03, FL
15	3600	208-230/460	215TC	D15P1DC	\$2,287	DS-3E	Rigid	1.15	18.0	110	969575	40-36/18	03, FL

Note 03: 60/50 Hz rated with no derate on HP; 230/460 V 60 Hz ratings operate on 190/380 V 50 Hz, 460V 60 Hz ratings operate on 380V 50 Hz; Full 60 & 50 Hz data on Nameplate

Note 26: Does not include World Motor® features  
Note FL: All Listed Amps are Full Load Amps

† All marks shown within this document are properties of their respective owners.



## Special Application Commercial Pump Three Phase Open Drip-Proof (ODP) C-Face *(continued)*



HP	RPM	Voltage	Frame	Catalog Number	List	Discount Symbol	Base (Feet)	SF	Total Length	Ship Wt.	Dripcover Kit	Max. Amps	Notes
20	3600	208-230/460	254TC	D20P1DC	\$2,707	DS-3E	Rigid	1.15	23.0	160	472131	52-47/23.4	02, 03, FL
	1800	208-230/460	256TC	D20P2DC	\$2,921	DS-3E	Rigid	1.15	24.0	170	472131	54-49/24.4	02, 03, FL
25	3600	208-230/460	256TC	D25P1DC	\$3,219	DS-3E	Rigid	1.15	24.0	170	472131	63-57/28.7	02, 03, FL
	1800	208-230/460	284TC	D25P2DC	\$3,638	DS-3E	Rigid	1.15	25.0	315	969578	64-58/29	02, 03, FL
30	1800	208-230/460	286TC	D30P2DC	\$3,935	DS-3E	Rigid	1.15	25.0	350	969578	77-69/34	02, 03, FL
40	3600	208-230/460	286TSC	D40P1DSC	\$4,912	DS-3E	Rigid	1.15	23.5	350	969578	100-90/45	02, 03, FL
	1800	208-230/460	324TC	D40P2DC	\$5,175	DS-3E	Rigid	1.15	27.3	385	969579	102-91/46	02, 03, FL
50	3600	208-230/460	324TSC	D50P1DSC	\$5,466	DS-3E	Rigid	1.15	25.8	385	969579	130-117/59	02, 03, FL
	1800	208-230/460	326TC	D50P2DC	\$5,684	DS-3E	Rigid	1.15	27.3	415	969579	126-113/56	02, 03, FL
60	3600	208-230/460	326TSC	D60P1DSC	\$6,788	DS-3E	Rigid	1.15	25.8	415	969579	152-136/68	02, 03, FL

Note 02: Suitable for Wye-Delta start on voltages shown  
Note FL: All Listed Amps are Full Load Amps

Note 03: 60/50 Hz rated with no derate on HP; 230/460 V 60 Hz ratings operate on 190/380 V 50 Hz, 460V 60 Hz ratings operate on 380V 50 Hz; Full 60 & 50 Hz data on Nameplate

† All marks shown within this document are properties of their respective owners.



# Special Application Commercial Pump Single Phase Totally Enclosed, Fan Cooled (TEFC) C-Face



## APPLICATIONS:

For use on chiller, condensate, and other HVACR duty pumps, booster and irrigation pumps, dishwasher and part washer pumps, watering and de-watering pumps, and other commercial duty pumping applications.

## FEATURES:

- Double Sealed Ball Bearings
- Class B Insulation, Continuous Duty, 40°C Ambient
- Shaft Threads for 56J Mount: 7/16-20 UNC-2A
- 50/60 Hz Motors have 1.0 S.F. on 50 Hz
- F1 Assembly
- Reversible Rotation
- Capacitor Start, Induction Run

HP	RPM	Voltage	Frame	Catalog Number	List	Discount Symbol	Base (Feet)	SF	Total Length	Ship Wt.	Max. Amps	Notes
1/3	3600	115/208-230	56C	EC01	\$332	DS-3FMP	No	1.15	11.4	22	6.6/3.2-3.3	24, 98
	3600	115/208-230	56J	EU01	\$341	DS-3FMP	Remov.	1.15	11.9	23	6.6/3.2-3.3	24, 98
	1800	115/208-230	56C	T13CA2JCR	\$380	DS-3FMP	No	1.15	11.0	31	6.6/3.0-3.3	24
1/2	3600	115/208-230	56C	EC03	\$358	DS-3FMP	No	1.15	11.4	23	7.8/4.1-3.9	24, 98
	3600	115/208-230	56C	EC03B	\$363	DS-3FMP	Rigid	1.15	11.4	24	7.8/4.1-3.9	24, 98
	3600	115/208-230	56J	EU03	\$368	DS-3FMP	Remov.	1.15	11.9	24	7.8/4.1-3.9	24, 98
	1800	100-120/200-240	56C	6212	\$565	DS-3FMP	Rigid	1.25	12.0	25	6.3-5.6/3.1-2.8	18, 24, 98
	1800	100-120/200-240	56C	T12C2ZCR	\$592	DS-3FMP	No	1.25	12.2	25	6.3-5.6/3.1-2.8	18, 25, 98
	1800	115/208-230	56C	T12CA2JCR	\$496	DS-3FMP	No	1.15	11.4	23	9.0/4.3-4.5	24
3/4	3600	115/208-230	56C	T34C1JC	\$417	DS-3FMP	Rigid	1.15	11.9	30	10.4/5.3-5.2	25
	3600	115/208-230	56C	EC06	\$448	DS-3FMP	No	1.15	11.9	26	10.0/5.2-5.0	24, 98
	3600	115/208-230	56J	EU05	\$458	DS-3FMP	Remov.	1.15	12.4	27	10.0/5.2-5.0	24, 98
	1800	100-120/200-240	56C	T34C2ZCR	\$699	DS-3FMP	No	1.25	12.4	32	9.2-8.4/4.6-4.2	18, 25, 98
	1800	115/208-230	56C	T34CA2JCR	\$582	DS-3FMP	No	1.15	11.9	27	11.4/5.7-5.7	24
	1200	115/208-230	56C	T34C3JCR	\$932	DS-3FMP	No	1.15	13.4	28	10.8/5.4-5.3	18, 25
1	3600	115/208-230	56C	EC09B	\$508	DS-3FMP	Rigid	1.15	12.1	29	12.8/6.6-6.4	24, 98
	3600	115/208-230	56J	EU07	\$511	DS-3FMP	Remov.	1.15	12.6	29	12.8/6.6-6.4	24, 98
	3600	115/208-230	56C	T1CA1JCR	\$524	DS-3FMP	No	1.15	12.4	27	13.6/6.9-6.8	24
	1800	115/208-230	56C	T1CA2JCR	\$610	DS-3FMP	No	1.15	12.4	43	14.0/6.9-7.0	24
	1800	115/208-230	56C	EC10B	\$623	DS-3FMP	Rigid	1.15	12.4	37	13.6/7.0-6.8	24
1-1/2	3600	115/208-230	56C	EC11B	\$650	DS-3FMP	Rigid	1.15	12.6	36	16.6/9.0-8.3	24, 98
	3600	115/208-230	56J	EU09	\$655	DS-3FMP	Remov.	1.15	13.1	36	16.6/9.0-8.3	24, 98
	3600	115/208-230	56C	T32CA1JCR	\$637	DS-3FMP	No	1.15	12.9	32	14.6/8.1-7.4	24
	1800	115/208-230	56C	T32CA2JCR	\$689	DS-3FMP	No	1.15	13.9	31	14.4/8.0-7.2	24
	1800	115/208-230	56C	EC12B	\$729	DS-3FMP	Rigid	1.15	12.4	38	14.0/7.7-7.0	18, 24
2	3600	208-230	56C	EC13	\$815	DS-3FMP	No	1.15	12.9	37	9.6-9.0	18, 24, 98
	3600	208-230	56C	EC13B	\$820	DS-3FMP	Rigid	1.15	12.9	38	9.6-9.0	18, 24, 98
	3600	208-230	56J	EU11	\$825	DS-3FMP	Remov.	1.15	13.4	38	9.6-9.0	18, 24, 98
	1800	115/208-230	56C	T2CA2JCR	\$778	DS-3FMP	No	1.00	14.4	31	18.9/10.3-9.4	24
	1800	115/208-230	145TC	T2C2J14C	\$846	DS-3FMP	Rigid	1.00	14.0	46	18.9/10.3-9.4	18, 25
	1800	115/208-230	56HC	T2C2JHC	\$846	DS-3FMP	Rigid	1.15	13.9	43	18.9/10.3-9.4	18, 25
3	3600	208-230	56J	EU12	\$894	DS-3FMP	Remov.	1.15	13.9	39	13.7-13.0	18, 24

**extreme-E** Extreme-E® represents our most efficient running, highest performing line of pump motors.

Note 18: Incorporates Run Capacitor  
Note 24: Automatic Reset Thermal Overload Protector

Note 25: Non-Protected  
Note 98: 50/60 Hz Motor

† All marks shown within this document are properties of their respective owners.



COMMERCIAL DUTY PUMP  
CLOSE COUPLED PUMP  
FIRE PUMP  
RESIDENTIAL WATER SYSTEM PUMP  
KITS & ACCESSORIES  
TERMS & GUIDES  
MOTOR TERMINOLOGY  
NEMA DIMENSION GUIDE  
INDEX

## Special Application Commercial Pump Single Phase Open Drip-Proof (ODP) C-Face



### APPLICATIONS:

For use on chiller, condensate, and other HVACR duty pumps, booster and irrigation pumps, dishwasher and part washer pumps, watering and de-watering pumps, and other commercial duty pumping applications.

### FEATURES:

- Double Sealed Ball Bearings - Locked Drive End Bearing
- 50/60 Hz Motors have 1.0 S.F. on 50 Hz
- Class B Insulation
- Continuous Duty
- 40°C Ambient
- F1 Assembly
- Reversible Rotation
- Shaft Threads for 56J Mount: 7/16-20 UNC-2A

HP	RPM	Voltage	Frame	Catalog Number	List	Discount Symbol	Base (Feet)	SF	Total Length	Ship Wt.	Dripcover Kit	Max. Amps	Notes
1/3	3600	115/208-230	56C	EC0332B	\$214	DS-3FMP	Rigid	1.75	10.8	17	DC48	8.0/4.2-4.0	24, 98
	3600	115/208-230	56J	EU0332	\$214	DS-3FMP	No	1.75	11.3	16	DC48	8.0/4.2-4.1	24, 98
1/2	3600	115/208-230	56C	EC0502	\$280	DS-3FMP	No	1.60	11.2	17	DC56	10.8/5.9-5.4	24, 98
	3600	115/208-230	56J	EU0502	\$285	DS-3FMP	No	1.60	11.7	17	DC56	10.8/5.9-5.5	24, 98, PF
	3600	115/208-230	56J	EU0502B	\$290	DS-3FMP	Remov.	1.60	11.6	18	DC48	10.4/5.1-5.2	24, 98
	1800	115/208-230	56C	EC0504	\$453	DS-3FMP	No	1.25	11.0	20	DC48	8.4/4.2	24
	1800	115/208-230	56C	EC0504B	\$456	DS-3FMP	Rigid	1.25	10.4	22	DC56	10.0/5.1-5.0	24
3/4	3600	208-230/115	56C	EC0752	\$350	DS-3FMP	No	1.50	11.9	18	DC56	7.0-6.4/12.8	24, 98
	3600	208-230/115	56J	EU0752	\$355	DS-3FMP	No	1.50	12.4	18	DC48	7.0-6.4/12.8	24, 98, PF
	3600	208-230/115	56J	EU0752B	\$359	DS-3FMP	Remov.	1.50	12.1	19	DC48	7.3-7.0/14.0	24, 98
	1800	115/208-230	56C	D34CA2JCR	\$552	DS-3FMP	No	1.25	11.0	26	DC56	11.4/5.7-5.7	24, FL
1	3600	208-230/115	56C	EC1002	\$404	DS-3FMP	No	1.40	12.2	20	DC56	8.5-7.7/15.4	24, 98
	3600	208-230/115	56J	EU1002	\$409	DS-3FMP	No	1.40	12.7	20	DC48	8.5-7.7/15.4	24, 98, PF
	3600	208-230/115	56J	EU1002B	\$413	DS-3FMP	Remov.	1.40	12.4	21	DC48	8.6-8.1/16.2	24, 98
	1800	208-230/115	56C	EC1004B	\$615	DS-3FMP	Rigid	1.15	11.6	31	DC56	8.4-8.2/16.4	
1-1/2	3600	208-230/115	56C	EC1502	\$490	DS-3FMP	No	1.30	12.4	30	DC56	11.3-10.9/21.8	24, 98, PF
	3600	208-230/115	56J	EU1502	\$494	DS-3FMP	No	1.30	12.9	30	DC56	11.3-10.9/21.8	24, 98
	3600	208-230/115	56J	EU1502B	\$501	DS-3FMP	Remov.	1.30	12.9	31	DC56	11.3-10.9/21.8	24, 98
	1800	115/208-230	56C	D32CA2JCR	\$594	DS-3FMP	No	1.15	12.4	39	DC56	20.4/10.0-10.2	24, FL
2	3600	208-230/115	56C	EC2002	\$618	DS-3FMP	No	1.20	12.4	32	DC56	12.2-11.1/22.2	18, 98, PF
	3600	208-230/115	56C	EC2002B	\$620	DS-3FMP	Rigid	1.20	12.4	33	DC56	12.2-11.1/22.2	18, 98
	3600	208-230/115	56J	EU2002	\$619	DS-3FMP	No	1.20	12.9	32	DC56	12.2-11.1/22.2	18, 98
	3600	208-230/115	56J	EU2002B	\$626	DS-3FMP	Remov.	1.20	12.9	33	DC56	12.2-11.1/22.2	18, 98
	1800	115/208-230	56C	D2CA2JCR	\$831	DS-3FMP	No	1.15	14.0	40	DC56	20.0/11.3-10.0	18, 24, FL
	1800	115/208-230	56HC	D2C2JHC	\$782	DS-3FMP	Rigid	1.15	13.0	41	DC56	20.0/11.3-10.0	18, 25, FL
	3	3600	208-230	56C	EC3002	\$700	DS-3FMP	No	1.15	12.9	37	DC56	15.7-14.2
3	3600	208-230	56J	EU3002	\$705	DS-3FMP	No	1.15	13.4	37	DC56	15.7-14.2	18, 24
	3600	208-230	56J	EU3002B	\$710	DS-3FMP	Remov.	1.15	13.4	38	DC56	15.7-14.2	18, 24

**extreme-E** Extreme-E® represents our most efficient running, highest performing line of pump motors.

Note 18: Incorporates Run Capacitor

Note 24: Automatic Reset Thermal Overload Protector

Note 98: 50/60 Hz Motor

Note FL: All Listed Amps are Full Load Amps

Note PF: Pump and Fan duty only.

Additional pump offering available in the Pool & Spa Standard Motor Catalog

All 2HP and 3HP pump motors are Extreme-E rated.

\*Drip Cover Kits sold in multiples of three:

DC48 List/Ea. \$18, DS-3TE; DC56 List/Ea. \$18, DS-3TE

† All marks shown within this document are properties of their respective owners.





# Special Application Carbonator Pump Single Phase, Open Drip-Proof (ODP) Split Phase



## APPLICATIONS:

Designed end shield with extended hub and short slotted shaft for close coupling carbonator pump to motor.

## FEATURES:

- For Carbonator Duty Only
- Reversible Rotation
- Automatic Reset Thermal Overload Protector
- Threaded Conduit Hub
- All Ball Bearing Construction
- Green Ground Lead
- Special Slotted Shaft

## Resilient Base

HP	RPM	Voltage	Frame	Catalog Number	List	Discount Symbol	SF	Total Length	Ship Wt.	Full Load Amps	Notes
1/4	1800	120/240	48YZ	6001	\$202	DS-3FMP	1.00	7.7	15	5.5/2.7 4.4/2.2	98
	1800	115	48YZ	1004	\$145	DS-3FMP	1.00	7.7	15	5.0	
	1800	200-240	48YZ	1004H	\$200	DS-3FMP	1.00	7.7	15	2.5/3.0 2.3/2.3	98
1/3	1800	100-120/200-240	48YZ	6079	\$220	DS-3FMP	1.00	8.3	16	6.5/3.0	
	1800	115	48YZ	1003	\$174	DS-3FMP	1.00	7.7	16	6.5	
1/2	1800	120/240	48YZ	6078	\$265	DS-3FMP	1.00	8.7	17	7.5/3.6	
	1800	115	48YZ	6080	\$189	DS-3FMP	1.00	8.7	18	7.8	
3/4	1800	120/240	48YZ	872	\$310	DS-3FMP	1.00	9.7	19	10.0/4.9 9.8/4.9	98

## Rigid Base

HP	RPM	Voltage	Frame	Catalog Number	List	Discount Symbol	SF	Total Length	Ship Wt.	Full Load Amps	Notes
1/3	1800	115	48YZ	1003RB	\$172	DS-3FMP	1.00	7.7	16	6.5	

Note 98: 50/60 Hz Motor

† All marks shown within this document are properties of their respective owners.



# Split Phase Hot Water Circulating Pump Open Drip-Proof (ODP)



## APPLICATIONS:

Designed to meet manufacturer's requirements for use on hot water circulating pumps.

## FEATURES:

- Painted Red To Indicate Hot-Water Usage
- 40°C Ambient
- Reversible Rotation
- Resilient Hub Rings
- Special Balance For Quiet Operation
- Class B Insulation
- 1725 RPM
- Automatic Reset Thermal Overload Protector
- Sleeve Bearings Have All Angle Thrust System
- Units Match OEM Performance And Mechanical Features
- Sleeve Bearings Unless Noted

## Split Phase, NEMA Frame 48YZ

Catalog Number	List	HP	Voltage	Amps	Bolt Circle	Rings OC	SF	Rotation Shaft End	Ship Wt.	Notes	Industry Numbers
3255	\$186	1/12	115	2.5	4.63	5.94	1.75	CW	10		111034, 805316-010
3266	\$176	1/12	115	2.2	--	5.94	1.40	Rev	9	LA	
8994	\$260	1/8	115	4.0	--	7.00	1.40	CW	11	LA	
3256	\$205	1/6	115	3.8	4.63	6.94	1.75	CW	13		111061, 817025-005
3257	\$208	1/6	115	3.8	5.00	6.94	1.75	CW	14		111036, 111031, 817025-001
2762	\$225	1/6	115	3.5	--	7.63	1.35	CCW	21	LA	
2777	\$225	1/6	115	3.5	--	7.94-9.13	1.00	CCW	14	LA	
3259	\$231	1/4	115	4.6	5.00	6.94	1.25	CW	15		111040, 817025-007, 111050
3260	\$319	1/3	115	6.0	5.86	6.94	1.30	CCW	15		169226, 816141-002, 169038

## Capacitor Start, NEMA Frame 56YZ

Catalog Number	List	HP	Voltage	Amps	Bolt Circle	Rings OC	SF	Rotation Shaft End	Ship Wt.	Notes	Industry Numbers
3258	\$377	1/2	115/208-230	5.7/3.0-2.9	5.86	7.94	1.50	Rev	27	2	111044, 169228, 811757-001
3261	\$350	3/4	115/208-230	8.2/4.7-4.2	5.86	8.44	1.50	Rev	33	2	111047, 169230, 811757-002

## Three Phase, Ball Bearing, C-Face, NEMA Frame 56CZ

Catalog Number	List	HP	Voltage	Amps	Bolt Circle	Rings OC	SF	Rotation Shaft End	Ship Wt.	Notes	Industry Numbers
3265	\$350	1-1/2	208-230/460	5.0-4.9/2.4	5.86	-	1.35	Rev	28	2, LA	169092, 169237, 816678-069

Note 1: Fits "Steel" Type Base

Note 2: Coupler assembly required for proper Bell & Gossett replacement

Note LA: Limited Availability

† All marks shown within this document are properties of their respective owners.



# Close Coupled Pump Motors



For specific requirements of centrifugal pumps where the pump impeller is mounted directly on the motor shaft.

**Horsepower:** 1 – 60 HP

**Phase:** Single and Three Phase

**RPM:** 1800 and 3600 RPM

**Voltage:**

- 115/230
- 230
- 575
- 208-230/460
- 200
- 230/460 Volts

**Efficiency:** Standard, Energy and Premium Efficient

**Enclosure:**

- Open Drip-Proof (ODP)
- Totally Enclosed, Fan Cooled (TEFC)
- Hazardous Location

**Mounting:** Footed and Footless

**Shaft Types:**

- JM
- JP
- Westcoast




## U.S. MOTORS® brand Close Coupled Pump Motors are designed to meet a variety of applications

### Single Phase:


- Open Drip-Proof (ODP)
  - JM Shaft Footed
  - JP Shaft Footed
- Totally Enclosed, Fan Cooled (TEFC)
  - JM Shaft Footed
  - JP Shaft Footed

### Three Phase:

- Open Drip-Proof Standard and Premium Efficient
  - JM Shaft Footed & Footless
  - JP Shaft Footed & Footless
  - Westcoast Shaft Footed (Standard Efficient only)
- Open Drip-Proof Energy Efficient
  - JM Shaft Footed
  - JP Shaft Footed
- Hazardous Location, Dual Label
  - JM Shaft Footed
- Totally Enclosed, Fan Cooled (TEFC) Standard and Energy Efficient
  - JM Shaft Footed
  - JP Shaft Footed
  - Westcoast Footed (Standard Efficient Only)
- Totally Enclosed, Fan Cooled (TEFC) Premium Efficient
  - JM Shaft Footed



Close Coupled Pump ODP Motor



Close Coupled Pump TEFC Motor

† All marks shown within this document are properties of their respective owners.

# Special Application Close Coupled Pump Three Phase Totally Enclosed, Fan Cooled (TEFC) NEMA Premium<sup>®†</sup> Efficient

**NEMA**  
Premium


UTE4

## APPLICATIONS:

For the specific requirements of centrifugal pumps where the pump impeller is mounted directly on the motor shaft. Used in damp, dusty or dirty environments.

## FEATURES:

- Class F Insulation, Class B Rise At Full Load On 60 Hz Sine Wave Power
- Cast Iron Frame 280 & Up, Aluminum 180-250, Rolled Steel 140
- Cast Iron End Brackets 280 & Up, Aluminum With Steel Bearing Inserts
- 40°C Ambient, NEMA<sup>®†</sup> Design B Performance On 60 Hz Sine Wave Power
- Regreasable Shaft End Bearing 180 Frame & Up
- Double Shielded Bearings
- Removable Base 180 Frame & Up
- Lifting Provisions 180 Frame & Up
- JM Shaft For Mechanical Seal
- "CE" Mark On Nameplate
- Conversion Kits: Drip Cover Kits, Page 169

## JM Shaft — Footed

HP	RPM	Voltage	Frame	Catalog Number	List	Discount Symbol	SF	Total Length	Ship Wt.	Full Load Eff.	Full Load Amps	Notes
1	1800	230/460	143JM	UJ1P2BM	\$503	DS-3PT	1.25	14.3	35	86.5	2.8/1.4	
1-1/2	3600	230/460	143JM	UJ3P1BM	\$558	DS-3PT	1.25	14.3	30	84.0	3.9/1.9	
	1800	230/460	145JM	UJ3P2BM	\$532	DS-3PT	1.25	14.3	42	86.5	4.2/2.1	
2	3600	575	145JM	UJ2P1GM	\$594	DS-3PT	1.15	14.3	45	85.5	2.0	
	1800	230/460	145JM	UJ2P2BM	\$547	DS-3PT	1.25	14.3	40	86.5	5.8/2.9	
3	3600	230/460	182JM	UJ3P1BM	\$704	DS-3PT	1.25	17.8	100	88.5	7.8/3.9	
	1800	230/460	182JM	UJ3P2BM	\$682	DS-3PT	1.25	17.8	40	89.5	8.0/4.0	
	1800	575	182JM	UJ3P2GM	\$682	DS-3PT	1.15	17.8	150	89.5	3.2	
5	3600	230/460	184JM	UJ5P1BM	\$892	DS-3PT	1.25	17.8	100	89.5	12.2/6.1	
	3600	575	184JM	UJ5P1GM	\$892	DS-3PT	1.15	17.8	150	89.5	4.9	
	1800	230/460	184JM	UJ5P2BM	\$827	DS-3PT	1.25	17.8	100	90.2	6.3/3.2	
	1800	575	184JM	UJ5P2GM	\$827	DS-3PT	1.15	17.8	150	90.2	5.0	
7-1/2	3600	230/460	213JM	UJ7P1BM	\$1,167	DS-3PT	1.25	19.8	120	91.7	17.9/8.9	
	3600	575	213JM	UJ7P1GM	\$1,167	DS-3PT	1.15	19.8	150	91.7	7.7	
	1800	230/460	213JM	UJ7P2BM	\$1,095	DS-3PT	1.25	19.8	120	91.7	18.3/9.2	
	1800	575	213JM	UJ7P2GM	\$1,095	DS-3PT	1.25	19.8	140	91.7	7.3	
10	3600	230/460	215JM	UJ10P1BM	\$1,394	DS-3PT	1.25	21.3	166	91.7	23.5/11.7	
	3600	575	215JM	UJ10P1GM	\$1,394	DS-3PT	1.15	21.3	180	91.7	9.7	
	1800	230/460	215JM	UJ10P2BM	\$1,286	DS-3PT	1.25	21.3	166	91.7	23.8/11.9	
	1800	575	215JM	UJ10P2GM	\$1,286	DS-3PT	1.15	21.3	180	91.7	9.5	
15	3600	230/460	254JM	UJ15P1BM	\$2,373	DS-3PT	1.25	25.4	220	91.7	36.0/17.7	
	3600	575	254JM	UJ15P1GM	\$2,373	DS-3PT	1.15	25.4	250	91.7	14.5	
	1800	230/460	254JM	UJ15P2BM	\$2,177	DS-3PT	1.25	25.4	220	93.0	37.0/18.4	
	1800	575	254JM	UJ15P2GM	\$2,177	DS-3PT	1.15	25.4	192	93.0	14.6	
20	3600	230/460	256JM	UJ20P1BM	\$3,026	DS-3PT	1.25	27.1	244	92.4	46/23	
	3600	575	256JM	UJ20P1GM	\$3,026	DS-3PT	1.15	27.1	220	92.4	18.9	
	1800	230/460	256JM	UJ20P2BM	\$2,505	DS-3PT	1.25	27.1	250	93.0	47/23.7	
	1800	575	256JM	UJ20P2GM	\$2,505	DS-3PT	1.15	27.1	196	93.0	19.6	
25	3600	230/460	284JM	HJ25P1BM	\$4,140	DS-3PT	1.15	27.0	350	92.4	60/30	
	1800	230/460	284JM	HJ25P2BM	\$3,599	DS-3PT	1.15	27.0	350	93.0	59/29.3	
30	3600	230/460	286JM	HJ30P1BM	\$4,311	DS-3PT	1.15	28.5	275	92.4	34.0	
	1800	230/460	286JM	HJ30P2BM	\$3,826	DS-3PT	1.15	28.5	475	94.1	69/35	

† All marks shown within this document are properties of their respective owners.



## Special Application Close Coupled Pump Three Phase Totally Enclosed, Fan Cooled (TEFC) Energy Efficient



UT4

### APPLICATIONS:

For the specific requirements of centrifugal pumps where the pump impeller is mounted directly on the motor shaft. Used in damp, dusty or dirty environments.

### FEATURES:

- Class F Insulation, Class B Rise At Full Load On 60 Hz Sine Wave Power
- Extruded Aluminum Frame (140: Rolled Steel)
- Aluminum End Shields With Steel Bearing Inserts
- 40°C Ambient, NEMA<sup>®</sup> Design B Performance On 60 Hz Sine Wave Power
- Regreasable Shaft End Bearing 180 Frame & Up
- "CE" Mark On Nameplate
- Double Shielded Bearings
- Removable Base 180 Frame & Up
- Lifting Provisions 180 Frame & Up
- JM Shaft For Mechanical Seal
- Conversion Kits: Drip Cover Kits, Page 169

### JM Shaft — Footed

HP	RPM	Voltage	Frame	Catalog Number	List	Discount Symbol	SF	Total Length	Ship Wt.	Full Load Eff.	Full Load Amps	Notes
1	1800	208-230/460	143JM	UJ1E2DM	\$480	DS-3PT	1.25	14.3	30	82.5	3.1-3.0/1.5	03,16
1-1/2	3600	208-230/460	143JM	UJ32E1DM	\$519	DS-3PT	1.25	14.3	30	82.5	4.3-3.9/1.9	03,16
	1800	208-230/460	145JM	UJ32E2DM	\$507	DS-3PT	1.25	14.3	35	84.0	4.6-4.4/2.2	03,16
2	3600	208-230/460	145JM	UJ2E1DM	\$558	DS-3PT	1.25	14.3	35	84.0	5.6-5.0/2.5	03,16
	1800	208-230/460	145JM	UJ2E2DM	\$538	DS-3PT	1.25	14.3	35	84.0	5.8-5.7/2.8	03,16
3	3600	208-230/460	145JM	UJ3E1DFM	\$650	DS-3PT	1.25	14.3	35	85.5	8.2-7.2/3.6	03,16
	3600	208-230/460	182JM	UJ3E1DM	\$674	DS-3PT	1.25	17.8	60	85.5	8.7-8.0/4.0	03,16
	1800	208-230/460	182JM	UJ3E2DM	\$673	DS-3PT	1.25	17.8	60	87.5	8.6-8.1/4.1	03,16
5	3600	208-230/460	184JM	UJ5E1DM	\$844	DS-3PT	1.25	17.8	70	87.5	13.8-12.3/6.1	03,16
	1800	208-230/460	184JM	UJ5E2DM	\$815	DS-3PT	1.25	17.8	70	87.5	14.0-12.7/6.4	03,16
7-1/2	3600	230/460	184JM	UJ7E1BFM	\$942	DS-3PT	1.15	17.8	70	88.5	17.9/9.0	
	3600	208-230/460	213JM	UJ7E1DM	\$1,133	DS-3PT	1.25	19.8	105	88.5	20.4-18.4/9.2	03,16
	1800	208-230/460	213JM	UJ7E2DM	\$1,081	DS-3PT	1.25	19.8	105	89.5	20.8-18.9/9.4	03,16
10	3600	208-230/460	215JM	UJ10E1DM	\$1,322	DS-3PT	1.25	21.3	120	89.5	26.7-23.8/11.9	03,16
	1800	208-230/460	215JM	UJ10E2DM	\$1,276	DS-3PT	1.25	21.3	120	89.5	27.5-24.8/12.4	03,16
15	3600	208-230/460	215JM	UJ15E1DFM	\$1,530	DS-3PT	1.25	22.3	120	90.2	40.0-35.0/17.6	03,16
	3600	208-230/460	254JM	UJ15E1DM	\$2,108	DS-3PT	1.25	25.4	180	90.2	40.0-35.0/17.6	03,16
	1800	208-230/460	254JM	UJ15E2DM	\$1,905	DS-3PT	1.25	25.4	180	91.0	41.0-38.0/19.0	03,16
20	3600	208-230/460	256JM	UJ20E1DM	\$2,458	DS-3PT	1.25	27.1	230	90.2	54.0-47.0/23.5	03,16
	1800	208-230/460	256JM	UJ20E2DM	\$2,236	DS-3PT	1.25	27.1	230	91.0	54.0-50.0/25.0	03,16
25	3600	208-230/460	256JM	UJ25E1DFM	\$2,922	DS-3PT	1.25	27.1	230	91.0	65.0-57.0/28.7	03,16
	3600	208-230/460	284JM	UJ25E1DM	\$3,645	DS-3PT	1.25	27.6	280	91.0	65.0-57.0/28.7	03,16
	1800	208-230/460	284JM	UJ25E2DM	\$3,130	DS-3PT	1.25	27.6	280	92.4	67.0-59.0/29.6	03,16
30	3600	208-230/460	286JM	UJ30E1DM	\$3,995	DS-3PT	1.25	29.1	300	91.0	79.0-68.0/34.0	03,16
	1800	208-230/460	286JM	UJ30E2DM	\$3,378	DS-3PT	1.25	29.1	300	92.4	80.0-72.0/36.0	03,16


Note 03: 60/50 Hz rated with no derate on HP; 230/460 Volts 60 Hz ratings operate on 190/380 Volts 50 Hz, 460 Volts 60 Hz ratings operate on 380 Volts 50 Hz; Full 60 & 50 Hz data on Nameplate

Note 16: Motors marked 208-230/460 Volts may not meet all NEMA (MG-1) performance standards when operated at 208 Volts

† All marks shown within this document are properties of their respective owners.



# Special Application Close Coupled Pump Three Phase Totally Enclosed, Fan Cooled (TEFC) Energy Efficient



UT1

## APPLICATIONS:

For the specific requirements of centrifugal pumps where the pump impeller is mounted directly on the motor shaft. Used in damp, dusty or dirty environments.

## FEATURES:

- Class F Insulation, Class B Rise At Full Load On 60 Hz Sine Wave Power
- Extruded Aluminum Frame (140: Rolled Steel)
- Aluminum End Shields With Steel Bearing Inserts
- 40°C Ambient, NEMA® Design B Performance On 60 Hz Sine Wave Power
- Regreasable Shaft End Bearing 180 Frame & Up
- "CE" Mark On Nameplate
- Double Shielded Bearings
- Removable Base 180 Frame & Up
- Lifting Provisions 180 Frame & Up
- JP Shaft For Packing Seal and West Coast Pump Shaft
- Conversion Kits: Drip Cover Kits, Page 169

## JP Shaft — Footed

HP	RPM	Voltage	Frame	Catalog Number	List	Discount Symbol	SF	Total Length	Ship Wt.	Full Load Eff.	Full Load Amps	Notes
1	1800	208-230/460	143JP	UJ1E2DP	\$483	DS-3PT	1.25	17.3	30	82.5	3.1-3.0/1.5	03,16
1-1/2	3600	208-230/460	143JP	UJ32E1DP	\$522	DS-3PT	1.25	17.3	30	82.5	4.3-3.9/1.9	03,16
	1800	208-230/460	145JP	UJ32E2DP	\$510	DS-3PT	1.25	17.3	35	84.0	4.6-4.4/2.2	03,16
2	3600	208-230/460	145JP	UJ2E1DP	\$562	DS-3PT	1.25	17.3	35	84.0	5.6-5.0/2.5	03,16
	1800	208-230/460	145JP	UJ2E2DP	\$541	DS-3PT	1.25	17.3	35	84.0	5.8-5.7/2.8	03,16
3	3600	208-230/460	145JP	UJ3E1DFP	\$654	DS-3PT	1.25	17.3	35	85.5	8.2-7.2/3.6	03,16
	3600	208-230/460	182JP	UJ3E1DP	\$678	DS-3PT	1.25	20.8	60	85.5	8.7-8.0/4.0	03,16
	1800	208-230/460	182JP	UJ3E2DP	\$676	DS-3PT	1.25	20.8	60	87.5	8.6-8.1/4.1	03,16
5	3600	208-230/460	184JP	UJ5E1DP	\$847	DS-3PT	1.25	20.8	70	87.5	13.8-12.3/6.1	03,16
	1800	208-230/460	184JP	UJ5E2DP	\$819	DS-3PT	1.25	20.8	70	87.5	14.0-12.7/6.4	03,16
7-1/2	3600	230/460	184JP	UJ7E1BP	\$945	DS-3PT	1.15	20.8	70	88.5	17.9/9.0	
	3600	208-230/460	213JP	UJ7E1DP	\$1,136	DS-3PT	1.25	23.6	105	88.5	20.4-18.4/9.2	03,16
	1800	208-230/460	213JP	UJ7E2DP	\$1,085	DS-3PT	1.25	23.6	105	89.5	20.8-18.9/9.4	03,16
10	3600	208-230/460	215JP	UJ10E1DP	\$1,325	DS-3PT	1.25	25.1	120	89.5	26.7-23.8/11.9	03,16
	1800	208-230/460	215JP	UJ10E2DP	\$1,280	DS-3PT	1.25	25.1	120	89.5	27.5-24.8/12.4	03,16
15	3600	208-203/460	215JP	UJ15E1DFP	\$1,533	DS-3PT	1.25	25.1	120	90.2	40.0-35.0/17.6	03,16
	3600	208-230/460	254JP	UJ15E1DP	\$2,112	DS-3PT	1.25	28.3	180	90.2	40.0-35.0/17.6	03,16
	1800	208-230/460	254JP	UJ15E2DP	\$1,908	DS-3PT	1.25	28.3	180	91.0	41.0-38.0/19.0	03,16
20	3600	208-230/460	256JP	UJ20E1DP	\$2,462	DS-3PT	1.25	30.0	230	90.2	54.0-47.0/23.5	03,16
	1800	208-230/460	256JP	UJ20E2DP	\$2,239	DS-3PT	1.25	30.0	230	91.0	54.0-50.0/25.0	03,16
25	3600	208-230/460	256JP	UJ25E1DFP	\$2,925	DS-3PT	1.25	30.0	230	91.0	65.0-57.0/28.7	03,16
	3600	208-230/460	284JP	UJ25E1DP	\$3,648	DS-3PT	1.25	30.5	280	91.0	65.0-57.0/28.7	03,16
	1800	208-230/460	284JP	UJ25E2DP	\$3,133	DS-3PT	1.25	30.5	280	92.4	67.0-59.0/29.6	03,16
30	3600	208-230/460	286JP	UJ30E1DP	\$3,799	DS-3PT	1.25	32.0	300	91.0	79.0-68.0/34.0	03,16
	1800	208-230/460	286JP	UJ30E2DP	\$3,382	DS-3PT	1.25	32.0	300	92.4	80.0-72.0/36.0	03,16

## Westcoast Shaft — Footed

HP	RPM	Voltage	Frame	Catalog Number	List	Discount Symbol	SF	Total Length	Ship Wt.	Full Load Eff.	Full Load Amps	Notes
1/2	3600	208-230/460	213TCZ	UJ7E1DJ	\$1,139	DS-3PT	1.25	22.8	105	88.5	20.4-18.4/9.2	03,16
	1800	208-230/460	213TCZ	UJ7E2DJ	\$1,087	DS-3PT	1.25	22.8	105	89.5	20.8-18.9/9.4	03,16
0	3600	208-230/460	215TCZ	UJ10E1DJ	\$1,328	DS-3PT	1.25	24.3	120	89.5	26.7-23.8/11.9	03,16
	1800	208-230/460	215TCZ	UJ10E2DJ	\$1,283	DS-3PT	1.25	24.3	120	89.5	27.5-24.8/12.4	03,16
5	3600	208-230/460	215TCZ	UJ15E1DJ	\$1,536	DS-3PT	1.25	25.3	120	90.2	40.0-35.0/17.6	03,16


Note 03: 60/50 Hz rated with no derate on HP; 230/460 Volts 60 Hz ratings operate on 190/380 Volts 50 Hz, 460 Volts 60 Hz ratings operate on 380 Volts 50 Hz; Full 60 & 50 Hz data on Nameplate

Note 16: Motors marked 208-230/460 Volts may not meet all NEMA (MG-1) performance standards when operated at 208 Volts

† All marks shown within this document are properties of their respective owners.



# Special Application Close Coupled Pump Three Phase Open Drip-Proof (ODP) NEMA Premium<sup>®</sup> Efficient



DE1

## APPLICATIONS:

For the specific requirements of centrifugal pumps where the pump impeller is mounted directly on the motor shaft. Used where dirt and moisture are minimal.

## FEATURES:

- Class F Insulation, Class B Rise At Service Factor
- Rolled Steel Frame
- Aluminum End Shields 140-250, Cast Iron End Shields 280-320
- Oversized Ball Bearings w/Locked Shaft End Construction
- Premasked Mylar Nameplate (with "CE" Mark)
- F1 Assembly Position
- Regreaseable Bearings 180 Frame & Up, Lifting Provisions 210 Frame & Up
- Double Shielded Bearings
- 40°C Ambient, NEMA<sup>®</sup> Design B Performance On 60 Hz Sine Wave Power
- JM Shaft For Mechanical Seal
- JM Shaft on 210 Frame and Smaller; JP Shaft on 250 and 280 Frame
- Conversion Kits: Drip Cover Kits, Page 169

HP	RPM	Voltage	Frame	Catalog Number	List	Discount Symbol	SF	Total Length	Ship Wt.	Full Load Eff.	Full Load Amps	Notes
3/4	1200	208-230/460	143JM	DJ34P3DM	\$553	DS-3FPO	1.15	14.8	30	80.0	2.8/1.4	NNP
1	1800	200	143JM	DJ1P2HM	\$494	DS-3FPO	1.15	14.8	30	85.5	3.6	
	1800	208-230/460	143JM	DJ1P2DM	\$494	DS-3FPO	1.15	14.8	30	85.5	3.1/1.5	
	1200	208-230/460	145JM	DJ1P3DM	\$588	DS-3FPO	1.15	14.8	40	82.5	4.0/2.0	
1-1/2	1800	200	145JM	DJ32P2HM	\$524	DS-3FPO	1.15	14.8	35	86.5	4.8	
	1800	208-230/460	145JM	DJ32P2DM	\$524	DS-3FPO	1.15	14.8	35	86.5	4.2/2.1	
	1200	208-230/460	182JM	DJ32P3DM	\$697	DS-3FPO	1.15	17.4	50	86.5	5.0/2.5	
2	1800	200	145JM	DJ2P2HM	\$560	DS-3FPO	1.15	14.8	35	86.5	6.4	
	1800	208-230/460	145JM	DJ2P2DM	\$560	DS-3FPO	1.15	14.8	35	86.5	5.5/2.8	
	1200	208-230/460	184JM	DJ2P3DM	\$710	DS-3FPO	1.15	17.4	60	87.5	6.3/3.1	
3	3600	208-230/460	145JM	DJ3P1DM	\$621	DS-3FPO	1.15	14.8	40	85.5	7.4/3.7	
	1800	200	182JM	DJ3P2HM	\$643	DS-3FPO	1.15	17.4	50	89.5	9.1	
	1800	208-230/460	182JM	DJ3P2DM	\$643	DS-3FPO	1.15	17.4	50	89.5	7.8/3.9	
	1200	208-230/460	213JM	DJ3P3DM	\$959	DS-3FPO	1.15	17.8	90	88.5	8.8/4.4	
5	3600	200	182JM	DJ5P1HM	\$820	DS-3FPO	1.15	16.1	50	88.5	14	
	3600	208-230/460	182JM	DJ5P1DM	\$820	DS-3FPO	1.15	16.1	50	88.5	12.5/6.2	
	1800	200	184JM	DJ5P2HM	\$785	DS-3FPO	1.15	17.4	60	89.5	14.8	
	1800	208-230/460	184JM	DJ5P2DM	\$785	DS-3FPO	1.15	17.4	60	89.5	12.7/6.3	
	1200	208-230/460	215JM	DJ5P3DM	\$1,399	DS-3FPO	1.15	19.3	105	89.5	14.5/7.3	
7-1/2	3600	208-230/460	184JM	DJ7P1DM	\$1,028	DS-3FPO	1.15	17.4	60	88.5	18.2/9.1	14
	1800	200	213JM	DJ7P2HM	\$1,042	DS-3FPO	1.15	17.8	96	91.0	21.4	
	1800	208-230/460	213JM	DJ7P2DM	\$1,042	DS-3FPO	1.15	17.8	96	91.0	18.5/9.3	
	1200	208-230/460	254JP	DJ7P3DP	\$1,514	DS-3FPO	1.15	27.4	150	91.7	20.3/10.1	14
10	3600	208-230/460	213JM	DJ10P1DM	\$1,237	DS-3FPO	1.15	17.8	90	90.2	24.4/12.2	
	3600	200	213JM	DJ10P1HM	\$1,237	DS-3FPO	1.15	19.3	90	90.2	28.1	
	1800	208-230/460	215JM	DJ10P2DM	\$1,223	DS-3FPO	1.15	19.3	100	91.7	23.8/11.9	
	1800	200	215JM	DJ10P2HM	\$1,223	DS-3FPO	1.15	19.3	105	91.7	28.1	
	1200	208-230/460	256JP	DJ10P3DP	\$1,905	DS-3FPO	1.15	28.1	160	91.7	26.0/13.0	
15	3600	200	215JP	DJ15P1HP	\$1,594	DS-3FPO	1.15	23.1	105	90.2	41.2	
	3600	208-230/460	215JP	DJ15P1DP	\$1,594	DS-3FPO	1.15	23.1	140	90.2	36.0/18.0	
	1800	200	254JP	DJ15P2HP	\$1,712	DS-3FPO	1.15	27.4	150	93.0	42.0	
	1800	208-230/460	254JP	DJ15P2DP	\$1,712	DS-3FPO	1.15	27.4	150	93.0	37.0/18.5	
20	3600	200	254JP	DJ20P1HP	\$1,874	DS-3FPO	1.15	27.4	150	91.0	53.3	
	3600	208-230/460	254JP	DJ20P1DP	\$1,874	DS-3FPO	1.15	27.4	150	91.0	47.0/23.4	
	1800	200	256JP	DJ20P2HP	\$1,970	DS-3FPO	1.15	28.1	160	93.0	56.0	
	1800	208-230/460	256JP	DJ20P2DP	\$1,970	DS-3FPO	1.15	28.1	160	93.0	48.0/24.2	
25	3600	200	256JP	DJ25P1HP	\$2,567	DS-3FPO	1.15	28.1	160	92.4	66.4	14
	3600	208-230/460	256JP	DJ25P1DP	\$2,567	DS-3FPO	1.15	28.1	160	91.7	58.0/28.8	14
	1800	200	284JP	DJ25P2HP	\$2,953	DS-3FPO	1.15	28.6	225	93.6	66.5	
	1800	208-230/460	284JP	DJ25P2DP	\$2,953	DS-3FPO	1.15	28.6	225	93.6	58.0/29.2	06

Note 06: Dual Voltage Ratings, Part Winding Start on Low Voltage Only  
 Note 14: NEMA<sup>®</sup> Design A

Note NNP: Non-NEMA Premium<sup>®</sup> Rating

† All marks shown within this document are properties of their respective owners.



# Special Application Close Coupled Pump Three Phase Open Drip-Proof (ODP) Energy Efficient



FD4

## APPLICATIONS:

For the specific requirements of centrifugal pumps where the pump impeller is mounted directly on the motor shaft. Used where dirt and moisture are minimal.

## FEATURES:

- Class F Insulation, Class B Rise At Service Factor
- Rolled Steel Frame
- Aluminum End Shields 140-250, Cast Iron End Shields 280-320
- Oversized Ball Bearings w/Locked Shaft End Construction
- Premasked Mylar Nameplate (with "CE" Mark)
- F1 Assembly Position
- Regreaseable Bearings 180 Frame & Up, Lifting Provisions 210 Frame & Up
- Double Shielded Bearings
- 40°C Ambient, NEMA® Design B Performance On 60 Hz Sine Wave Power
- JM Shaft For Mechanical Seal
- Full 50 & 60 Hz Operating Data On Nameplate (03)
- Conversion Kits: Drip Cover Kits, Page 169

## JM Shaft — Footed

HP	RPM	age	Frame	Catalog Number	List	Discount Symbol	SF	Total Length	Ship Wt.	Full Load Eff.	Full Load Amps	Notes
1	1800	208-230/460	143JM	DJ1E2DM	\$455	DS-3FPO	1.15	15.4	30	82.5	3.1-3.0/1.5	03, 16
1-1/2	3600	208-230/460	143JM	DJ32E1DM	\$491	DS-3FPO	1.15	15.4	30	82.5	4.3-4/2	03, 16
	1800	208-230/460	145JM	DJ32E2DM	\$468	DS-3FPO	1.15	15.4	35	84.0	4.5-4.4/2.2	03, 16
2	3600	208-230/460	145JM	DJ2E1DM	\$524	DS-3FPO	1.15	15.4	35	84.0	5.6-5.1/2.5	03, 16
	1800	208-230/460	145JM	DJ2E2DM	\$482	DS-3FPO	1.15	15.4	35	84.0	6.0/5.9/3	03, 16
	1800	575	145JM	DJ2E2GM	\$482	DS-3FPO	1.15	15.4	35	84.0	2.4	
3	3600	208-230/460	145JM	DJ3E1DM	\$550	DS-3FPO	1.15	15.4	40	84.0	8.3-7.5/3.7	03, 16
	1800	208-230/460	182JM	DJ3E2DM	\$567	DS-3FPO	1.15	17.4	50	86.5	8.6-8.4/4.2	03, 16
5	3600	208-230/460	182JM	DJ5E1DM	\$718	DS-3FPO	1.15	17.4	64	85.5	14.0-12.7/6.4	03, 16
	3600	575	182JM	DJ5E1GM	\$718	DS-3FPO	1.15	17.4	70	85.5	5.1	
	1800	208-230/460	184JM	DJ5E2DM	\$665	DS-3FPO	1.15	17.4	75	87.5	14.0-12.7/6.4	03, 16
	1800	575	184JM	DJ5E2GM	\$665	DS-3FPO	1.15	17.4	75	87.5	5.1	
7-1/2	3600	208-230/460	184JM	DJ7E1DM	\$772	DS-3FPO	1.15	17.4	85	87.5	20.4-18.1/9.1	03, 16
	3600	575	184JM	DJ7E1GM	\$772	DS-3FPO	1.15	17.4	85	88.5	7.2	
	1800	208-230/460	213JM	DJ7E2DM	\$882	DS-3FPO	1.15	17.8	113	88.5	21-19.2/9.6	03, 16
	1800	575	213JM	DJ7E2GM	\$882	DS-3FPO	1.15	17.8	100	88.5	7.6	
10	3600	208-230/460	213JM	DJ10E1DM	\$1,076	DS-3FPO	1.15	17.8	110	88.5	27.5-25.3/12.6	03, 16
	3600	575	213JM	DJ10E1GM	\$1,076	DS-3FPO	1.15	17.8	110	88.5	10.2	
	1800	208-230/460	215JM	DJ10E2DM	\$1,036	DS-3FPO	1.15	19.3	100	89.5	27.2-24.6/12.3	03, 16
15	3600	208-230/460	215JM	DJ15E1DM	\$1,264	DS-3FPO	1.15	19.3	140	89.5	41-36/18.1	03, 16
	1800	208-230/460	254JM	DJ15E2DM	\$1,372	DS-3FPO	1.15	24.6	160	91.0	41-38/19.0	03, 16
20	3600	208-230/460	254JM	DJ20E1DM	\$1,611	DS-3FPO	1.15	24.6	170	90.2	54-47/23.6	03, 16
	3600	575	254JM	DJ20E1GM	\$1,611	DS-3FPO	1.15	24.6	170	90.2	18.9	
	1800	208-230/460	256JM	DJ20E2DM	\$1,579	DS-3FPO	1.15	25.2	195	91.0	55-50/24.8	03, 16
25	3600	208-230/460	256JM	DJ25E1DM	\$2,094	DS-3FPO	1.15	25.2	200	91.0	66-58/29	03, 16
	1800	208-230/460	284JM	DJ25E2DM	\$2,406	DS-3FPO	1.15	25.8	210	92.4	66-60/30	03, 16
30	3600	208-230/460	284JM	DJ30E1DM	\$3,193	DS-3FPO	1.15	25.8	230	91.0	80-70/35	03, 16
	1800	208-230/460	286JM	DJ30E2DM	\$2,767	DS-3FPO	1.15	25.8	280	92.4	78-71/35	03, 16
40	3600	208-230/460	286JM	DJ40E1DM	\$3,512	DS-3FPO	1.15	25.8	320	91.7	103-90/45	03, 16
	3600	575	286JM	DJ40E1GM	\$3,512	DS-3FPO	1.15	25.8	320	91.7	36.0	
	1800	230/460	324JM	DJ40E2EM	\$3,597	DS-3FPO	1.15	27.5	395	93.0	92/46	03
50	3600	230/460	324JM	DJ50E1EM	\$4,829	DS-3FPO	1.15	27.5	400	92.4	116/58	03
	1800	230/460	326JM	DJ50E2EM	\$4,137	DS-3FPO	1.15	27.5	450	93.0	114/57	03, 17
60	3600	230/460	326JM	DJ60E1EM	\$5,553	DS-3FPO	1.15	27.5	460	93.0	136/68	03, 17

Note 03: 60/50 Hz rated with no derate on HP; 230/460 Volts 60 Hz ratings operate on 190/380 Volts 50 Hz, 460 Volts 60 Hz ratings operate on 380 Volts 50 Hz; Full 60 & 50 Hz data on Nameplate

Note 16: Motors marked 208-230/460 Volts may not meet all NEMA (MG-1) performance standards when operated at 208 Volts

Note 17: 12 leads for across-the-line or wye-delta start on either voltage, part winding start on lower voltage

† All marks shown within this document are properties of their respective owners.





## Special Application Close Coupled Pump Three Phase Open Drip-Proof (ODP) Energy Efficient

FD1,  
FD4

### APPLICATIONS:

For the specific requirements of centrifugal pumps where the pump impeller is mounted directly on the motor shaft. Used where dirt and moisture are minimal.

### FEATURES:

- Class F Insulation, Class B Rise At Service Factor
- Rolled Steel Frame 140-320
- Aluminum End Shields 140-250, Cast Iron End Shields 280-320
- Oversized Ball Bearings w/Locked Shaft End Construction
- Premasked Mylar Nameplate (with "CE" Mark)
- F1 Assembly Position
- Regreaseable Bearings 180 Frame & Up, Lifting Provisions 210 Frame & Up
- Double Shielded Bearings
- 40°C Ambient, NEMA® Design B Performance On 60 Hz Sine Wave Power
- JP Shaft For Packing Seal
- Full 50 & 60 Hz Operating Data On Nameplate (03)
- Conversion Kits: Drip Cover Kits, Page 169

### JP Shaft — Footed

HP	RPM	Voltage	Frame	Catalog Number	List	Discount Symbol	SF	Total Length	Ship Wt.	Full Load Eff.	Full Load Amps	Notes
1	1800	208-230/460	143JP	DJ1E2DP	\$455	DS-3FPO	1.15	18.5	30	82.5	3.1-3.0/1.5	03, 16
1-1/2	3600	208-230/460	143JP	DJ32E1DP	\$491	DS-3FPO	1.15	18.5	30	82.5	4.3-4/2	03, 16
	1800	208-230/460	145JP	DJ32E2DP	\$468	DS-3FPO	1.15	18.5	35	84.0	4.5-4.4/2.2	03, 16
2	3600	208-230/460	145JP	DJ2E1DP	\$524	DS-3FPO	1.15	18.5	35	84.0	5.6-5.1/2.5	03, 16
	1800	208-230/460	145JP	DJ2E2DP	\$482	DS-3FPO	1.15	18.5	35	84.0	6.0/5.9/3	03, 16
3	3600	208-230/460	145JP	DJ3E1DP	\$550	DS-3FPO	1.15	18.5	40	84.0	8.3-7.5/3.7	03, 16
	1800	208-230/460	182JP	DJ3E2DP	\$567	DS-3FPO	1.15	20.5	50	86.5	8.6-8.4/4.2	03, 16
5	3600	208-230/460	182JP	DJ5E1DP	\$718	DS-3FPO	1.15	20.5	70	85.5	14.0-12.7/6.4	03, 16
	1800	208-230/460	184JP	DJ5E2DP	\$665	DS-3FPO	1.15	20.5	75	87.5	14.0-12.7/6.4	03, 16
7-1/2	3600	208-230/460	184JP	DJ7E1DP	\$772	DS-3FPO	1.15	20.5	75	87.5	20.4-18.1/9.1	03, 16
	1800	208-230/460	213JP	DJ7E2DP	\$882	DS-3FPO	1.15	21.6	106	88.5	21-19.2/9.6	03, 16
10	3600	208-230/460	213JP	DJ10E1DP	\$1,076	DS-3FPO	1.00	21.6	110	88.5	27.5-25.3/12.6	03, 16
	1800	208-230/460	215JP	DJ10E2DP	\$1,036	DS-3FPO	1.15	23.1	100	89.5	27.2-24.6/12.3	03, 16
15	3600	208-230/460	215JP	DJ15E1DP	\$1,264	DS-3FPO	1.15	23.1	140	89.5	41-36/18.1	03, 16
	1800	208-230/460	254JP	DJ15E2DP	\$1,372	DS-3FPO	1.15	27.4	140	91.0	40-38/19	03, 16
20	3600	208-230/460	254JP	DJ20E1DP	\$1,611	DS-3FPO	1.15	27.4	195	90.2	54-47/23.6	03, 16
	3600	575	254JP	DJ20E1GP	\$1,611	DS-3FPO	1.15	27.4	195	90.2	18.9	
	1800	208-230/460	256JP	DJ20E2DP	\$1,579	DS-3FPO	1.15	28.1	195	91.0	55-50/24.8	03, 16
25	3600	208-230/460	256JP	DJ25E1DP	\$2,094	DS-3FPO	1.15	28.1	210	91.0	66-58/29	03, 16
	1800	208-230/460	284JP	DJ25E2DP	\$2,406	DS-3FPO	1.15	28.6	210	92.4	66-60/30	03, 16
	1800	575	284JP	DJ25E2GP	\$2,406	DS-3FPO	1.15	28.6	210	91.7	24.4	
30	3600	208-230/460	284JP	DJ30E1DP	\$3,193	DS-3FPO	1.15	28.6	230	91.0	80-70/35	03, 16
	1800	208-230/460	286JP	DJ30E2DP	\$2,767	DS-3FPO	1.15	28.6	230	92.4	78-71/35	03, 16
40	3600	208-230/460	286JP	DJ40E1DP	\$3,512	DS-3FPO	1.15	28.6	300	91.7	103-90/45	03, 16
	3600	575	286JP	DJ40E1GP	\$3,512	DS-3FPO	1.15	28.6	320	91.7	36.0	
	1800	208-230/460	324JP	DJ40E2DP	\$3,597	DS-3FPO	1.15	30.4	412	93.6	102-91/46	03, 17
50	3600	230/460	324JP	DJ50E1EP	\$4,829	DS-3FPO	1.15	30.4	420	92.4	116/58	03, 17
	1800	230/460	326JP	DJ50E2EP	\$4,137	DS-3FPO	1.15	30.4	427	93.6	114/57	03, 17
60	3600	230/460	326JP	DJ60E1EP	\$5,553	DS-3FPO	1.15	30.4	460	93.0	136/68	03, 17

Note 03: 60/50 Hz rated with no derate on HP; 230/460 Volts 60 Hz ratings operate on 190/380 Volts 50 Hz, 460 Volts 60 Hz ratings operate on 380 Volts 50 Hz; Full 60 & 50 Hz data on Nameplate


Note 16: Motors marked 208-230/460 Volts may not meet all NEMA (MG-1) performance standards when operated at 208 Volts

Note 17: 12 leads for across-the-line or wye-delta start on either voltage, part winding start on lower voltage

† All marks shown within this document are properties of their respective owners.



## Special Application Close Coupled Pump Single Phase, Totally Enclosed, Fan Cooled (TEFC)

UTM4,  
UTM1

### APPLICATIONS:

For the specific requirements of centrifugal pumps where the pump impeller is mounted directly on the motor shaft. Used in damp, dusty or dirty environments.

### FEATURES:

- Class F Insulation
- Extruded Aluminum Frame
- Oversized Ball Bearings w/Locked Shaft End Construction
- Reversible Rotation
- F1 Assembly Position
- Aluminum End Shields with Steel Bearing Inserts
- Shaft Slinger On Pulley End For IP54 Protection
- Removable Base
- Lifting Provisions
- JM Shaft For Mechanical Seal, JP Shaft For Packing Seal

### JM Shaft — Footed

HP	RPM	Voltage	Frame	Catalog Number	List	Discount Symbol	SF	Total Length	Ship Wt.	Full Load Amps	Notes
3	3600	115/230	184JM	UJ3C1P18M	\$1,042	DS-3PT	1.15	20.3	75	32.0/16.0	18
	1800	115/230	184JM	UJ3C2P18M	\$872	DS-3PT	1.15	20.3	80	30.0/15.0	18
5	3600	230	184JM	UJ5C1K18M	\$1,259	DS-3PT	1.15	20.3	90	19.6	18
	1800	230	215JM	UJ5C2K21M	\$1,181	DS-3PT	1.15	22.3	115	23.0	18
7-1/2	3600	230	215JM	UJ7C1K21M	\$1,487	DS-3PT	1.15	22.3	160	30.3	18
	1800	230	215JM	UJ7C2K21M	\$1,282	DS-3PT	1.15	22.3	160	33.5	18
10	3600	230	215JM	UJ10C1K21M	\$1,813	DS-3PT	1.15	22.3	210	40	18
	1800	230	215JM	UJ10C2K21M	\$1,694	DS-3PT	1.15	22.3	210	43	18

### JP Shaft — Footed

HP	RPM	Voltage	Frame	Catalog Number	List	Discount Symbol	SF	Total Length	Ship Wt.	Full Load Amps	Notes
3	3600	115/230	184JP	UJ3C1P18P	\$1,042	DS-3PT	1.15	23.3	75	32.0/16.0	18
	1800	115/230	184JP	UJ3C2P18P	\$872	DS-3PT	1.15	23.3	80	30.0/15.0	18
5	3600	230	184JP	UJ5C1K18P	\$1,259	DS-3PT	1.15	23.3	90	19.6	18
	1800	230	215JP	UJ5C2K21P	\$1,181	DS-3PT	1.15	26.2	115	23.0	18
7-1/2	3600	230	215JP	UJ7C1K21P	\$1,487	DS-3PT	1.15	26.2	160	30.3	18
	1800	230	215JP	UJ7C2K21P	\$1,282	DS-3PT	1.15	26.2	160	33.5	18
10	3600	230	215JP	UJ10C1K21P	\$1,813	DS-3PT	1.15	26.2	210	40	18
	1800	230	215JP	UJ10C2K21P	\$1,694	DS-3PT	1.15	26.2	210	43	18

Note 18: Incorporates Run Capacitor

† All marks shown within this document are properties of their respective owners.



# Special Application Close Coupled Pump Single Phase, Open Drip-Proof (ODP)



## APPLICATIONS:

For the specific requirements of centrifugal pumps where the pump impeller is mounted directly on the motor shaft. Used where dirt and moisture are minimal.

## FEATURES:

- Class F Insulation
- Rolled Steel Frame
- Oversized Ball Bearings w/Locked Shaft End Construction
- Reversible
- F1 Assembly Position
- Shaft Slinger On Pulley End
- Lifting Provisions 180 Frame & Up
- JM Shaft For Mechanical Seal; JP Shaft For Packing Seal

## JM Shaft – Footed

HP	RPM	Voltage	Frame	Catalog Number	List	Discount Symbol	SF	Total Length	Ship Wt.	Full Load Amps	Notes
1	1800	115/208-230	143JM	EJM104B	\$498	DS-3PO	1.15	13.8	32	14.2/7.2-7.1	25
1-1/2	1800	115/208-230	145JM	EJM154B	\$589	DS-3PO	1.15	13.8	34	16.0/8.3-8.0	18, 25
2	3600	115/208-230	145JM	EJM202B	\$656	DS-3PO	1.15	14.6	35	19.6/10.7-9.8	18, 25
	1800	115/230	182JM	DJ2C2P18M	\$711	DS-3PO	1.15	17.5	70	23.2/11.6	18, 25
3	3600	115/230	182JM	DJ3C1P18M	\$786	DS-3PO	1.15	19.6	81	16.0/32.0	18, 25
	3600	208-230	182JM	EJM302B	\$647	DS-3PO	1.15	15.3	40	14.0-13.2	18, 25
	1800	115/230	184JM	DJ3C2P18M	\$716	DS-3PO	1.15	17.5	66	38.0/19.0	18, 25
5	3600	208-230	184JM	EJM502B	\$747	DS-3PO	1.15	16.3	45	24.0-23.7	18, 25
	3600	230	184JM	DJ5C1K18M	\$945	DS-3PO	1.15	19.6	82	19.6	18, 25
	1800	230	184JM	DJ5C2K18M	\$904	DS-3PO	1.15	19.6	86	22.0	18, 25
	1800	230	213JM	DJ5C2K21M	\$1,087	DS-3PO	1.15	20.5	105	22.0	25
7-1/2	3600	230	213JM	DJ7C1K21M	\$1,364	DS-3PO	1.15	20.5	141	30.4	25
	1800	230	215JM	DJ7C2K21M	\$1,161	DS-3PO	1.15	22.0	150	35.6	25
10	3600	230	215JM	DJ10C1K21M	\$1,601	DS-3PO	1.15	22.0	173	40	25
	1800	230	215JM	DJ10C2K21M	\$1,476	DS-3PO	1.15	22.0	173	42	25

## JP Shaft – Footed


HP	RPM	Voltage	Frame	Catalog Number	List	Discount Symbol	SF	Total Length	Ship Wt.	Full Load Amps	Notes
2	1800	115/230	182JP	DJ2C2P18P	\$711	DS-3PO	1.15	20.6	70	23.2/11.6	18, 25
3	3600	115/230	182JP	DJ3C1P18P	\$786	DS-3PO	1.15	22.7	81	16.0/32.0	18, 25
	1800	115/230	184JP	DJ3C2P18P	\$716	DS-3PO	1.15	20.6	66	38.0/19.0	18, 25
5	3600	230	184JP	DJ5C1K18P	\$945	DS-3PO	1.15	22.7	82	19.6	18, 25
	1800	230	184JP	DJ5C2K18P	\$904	DS-3PO	1.15	22.7	86	22.0	18, 25
	1800	230	213JP	DJ5C2K21P	\$1,087	DS-3PO	1.15	24.5	105	22.0	25
7-1/2	3600	230	213JP	DJ7C1K21P	\$1,364	DS-3PO	1.15	24.5	141	30.4	25
	1800	230	215JP	DJ7C2K21P	\$1,161	DS-3PO	1.15	26.0	150	35.6	25
10	3600	230	215JP	DJ10C1K21P	\$1,601	DS-3PO	1.15	26.0	173	40	25
	1800	230	215JP	DJ10C2K21P	\$1,476	DS-3PO	1.15	26.0	173	42	25

Note 18: Incorporates Run Capacitor  
Note 25: Non-Protected

† All marks shown within this document are properties of their respective owners.



# RESCUE® Motors



## There are many imitations but only **ONE RESCUE**.™

Ask for RESCUE®, the EASILY installed,  
PERMANENT replacement motor that helps  
YOU save more money.

- Multi-Horsepower Rated
- All Angle Mounting
- Flex Mounting with Kit 44
- Belly Band Mounting with Kit 17
- Resilient Mount utilizing 2.5" Hub Rings
- Exclusive Rheem®† and Ruud®† Side Shell Holes
- Extended Studs
- Quiet Bearing System
- Reversible

For more information about this product, see page 6  
For more information about the U.S. MOTORS® brand, visit [www.usmotors.com](http://www.usmotors.com)

† All marks shown within this document are properties of their respective owners.



# Fire Pump Motors

For fire pump applications per NFPA<sup>®†</sup> 20 where contaminants are minimal.



**Horsepower:** 7.5 – 250 HP

**Phase:** Three Phase

**RPM:** 1800 and 3600 RPM

**Voltage:**

- 575
- 208-230/460
- 200/400
- 230/460 Volts

**Efficiency:** Energy Efficient

**Enclosure:**

- Open Drip-Proof (ODP)

**Mounting:**

- Footed and Footless
- Vertical and Horizontal

**Vertical Shaft Type:**

JP Close Coupled Pump Mounting



FIRE PUMP MOTORS

## NFPA<sup>®†</sup>: National Fire Protection Association

A worldwide leader in providing fire, electrical, and life safety to the public since 1896. The mission of the international nonprofit NFPA is to reduce the worldwide burden of fire and other hazards on the quality of life by providing and advocating scientifically-based consensus codes and standards, research, training and education. NFPA membership totals more than 75,000 individuals from around the world and more than 80 national trade and professional organizations.

For more information, go to [www.nfpa.org](http://www.nfpa.org).

U.S. MOTORS<sup>®</sup> brand fire pump products are fully compliant with federal motor efficiency requirements as described in the Energy Independence and Security Act of 2007 also known as EISA. All fire pump motors provide necessary identifying nameplate data.



Three Phase, ODP Motor

† All marks shown within this document are properties of their respective owners.

# Special Application Three Phase, Open Drip-Proof (ODP) Energy Efficient Motors UL<sup>®</sup> Listed for Fire Pump Applications

R, D,  
FD, FR

## APPLICATIONS:

For fire pump applications per NFPA<sup>®</sup> 20 where contaminants are minimal.

## FEATURES:

- Class F Insulation, Class B Rise At Service Factor
- Rolled Steel Frame 250-320, Cast Iron Frame 360-440
- Aluminum End Shields 250, Cast Iron End Shields 280-440
- Premasked Mylar Nameplate 250-320, Stainless Steel 360-440 Frame
- 40°C Ambient, NEMA<sup>®</sup> Design B Performance On 60 Hz Sine Wave Power
- Regreasable Bearings 180 Frame & Larger
- Double Shielded Bearings 250-400, Open On 440 Frame
- Lifting Provisions 210 Frame & Larger
- Suitable For Wye-Delta Start 250 Frame & Larger
- Dual Voltage Ratings Suitable For Part Winding Start (PWS) On Low Voltage
- 230/460 & 575 Volts Ratings Comply With NRCAN Standards
- 230/460 Volts Ratings Dual Plated For 190/380 Volts 50 Hz, Next Lower HP
- Oversized Connection Diagram, "CE" Mark On Nameplate

HP	RPM	Voltage	Frame	Catalog Number	List	Discount Symbol	SF	Total Length	Ship Wt.	Full Load Amps	Full Load Eff.	Notes
20	3600	200/400	254T	FF20E1X	\$2,313	DS-3FFP	1.15	22.6	150	54/26.9	90.2	17
	3600	208-230/460	254T	FF20E1A	\$2,313	DS-3FFP	1.15	22.6	150	54-47/23.6	90.2	
	3600	575	254T	FF20E1G	\$2,313	DS-3FFP	1.15	22.6	150	18.9	90.2	38
	1800	200/400	256T	FF20E2X	\$2,120	DS-3FFP	1.15	23.2	160	58.29.1	91.0	17
	1800	208-230/460	256T	FF20E2A	\$2,120	DS-3FFP	1.15	23.2	160	54-50/24.9	91.0	
	1800	575	256T	FF20E2G	\$2,120	DS-3FFP	1.15	23.2	160	20.1	91.0	38
25	3600	200/400	256T	FF25E1X	\$2,802	DS-3FFP	1.15	23.2	160	66/33	91.0	17
	3600	208-230/460	256T	FF25E1A	\$2,802	DS-3FFP	1.15	23.2	160	66-58/29	91.0	
	3600	575	256T	FF25E1G	\$2,802	DS-3FFP	1.15	23.2	160	23.2	91.0	38
	1800	200/400	284TS	FF25E2XS	\$2,571	DS-3FFP	1.15	23.5	300	70/35	91.7	17
	1800	208-230/460	284TS	FF25E2AS	\$2,571	DS-3FFP	1.15	23.5	300	66-60/30	91.7	
	1800	575	284TS	FF25E2GS	\$2,571	DS-3FFP	1.15	23.5	300	24.4	91.7	38
30	3600	200/400	284TS	FF30E1XS	\$3,276	DS-3FFP	1.15	23.5	300	78/39	91.0	17
	3600	208-230/460	284TS	FF30E1AS	\$3,276	DS-3FFP	1.15	23.5	300	80-70/35	91.0	
	3600	575	284TS	FF30E1GS	\$3,276	DS-3FFP	1.15	23.5	300	27.9	91.0	38
	1800	200/400	286TS	FF30E2XS	\$3,006	DS-3FFP	1.15	23.5	325	79/40	92.4	17
	1800	208-230/460	286TS	FF30E2AS	\$3,006	DS-3FFP	1.15	23.5	325	78-71/35	92.4	
	1800	575	286TS	FF30E2GS	\$3,006	DS-3FFP	1.15	23.5	325	28.4	92.4	38
40	3600	200/400	286TS	FF40E1XS	\$4,066	DS-3FFP	1.15	23.5	325	106/53	91.7	17
	3600	208-230/460	286TS	FF40E1AS	\$4,066	DS-3FFP	1.15	23.5	325	104-90/45	91.7	
	3600	575	286TS	FF40E1GS	\$4,066	DS-3FFP	1.15	23.5	325	36.0	91.7	38
	1800	200/400	324TS	FF40E2XS	\$3,730	DS-3FFP	1.15	25.8	385	105/53	93.0	17
	1800	208-230/460	324TS	FF40E2AS	\$3,730	DS-3FFP	1.15	25.8	385	102-91/46	93.0	
	1800	575	324TS	FF40E2GS	\$3,730	DS-3FFP	1.15	25.8	385	37.0	93.0	38
50	3600	200/400	324TS	FF50E1XS	\$4,905	DS-3FFP	1.15	25.8	385	134/67	92.4	17
	3600	208-230/460	324TS	FF50E1AS	\$4,905	DS-3FFP	1.15	25.8	385	129-116/58	92.4	
	3600	575	324TS	FF50E1GS	\$4,905	DS-3FFP	1.15	25.8	385	46	92.4	38
	1800	200/400	326TS	FF50E2XS	\$4,501	DS-3FFP	1.15	25.8	415	131/65	93.0	38
	1800	208-230/460	326TS	FF50E2AS	\$4,501	DS-3FFP	1.15	25.8	415	128-116/58	93.0	
	1800	575	326TS	FF50E2GS	\$4,501	DS-3FFP	1.15	25.8	415	46	93.0	38
60	3600	200/400	326TS	FF60E1XS	\$6,054	DS-3FFP	1.15	25.8	415	156/78	93.0	17
	3600	230/460	326TS	FF60E1BS	\$6,054	DS-3FFP	1.15	25.8	415	136/68	93.0	
	3600	575	326TS	FF60E1GS	\$6,054	DS-3FFP	1.15	25.8	415	54	93.0	38

Note 17: Twelve leads for across-the-line or wye-delta start on either voltage, part winding start on lower voltage

Note 38: Q-6 Leads for across-the-line or wye-delta start

† All marks shown within this document are properties of their respective owners.



# Special Application Three Phase, Open Drip-Proof (ODP) Energy Efficient Motors UL<sup>®</sup> Listed for Fire Pump Applications



R, D,  
FD, FR

(continued)

HP	RPM	Voltage	Frame	Catalog Number	List	Discount Symbol	SF	Total Length	Ship Wt.	Full Load Amps	Full Load Eff.	Notes
60	1800	200/400	364TS	FF60E2XS	\$5,554	DS-3FFP	1.15	26.6	580	159/80	93.6	17
	1800	230/460	364TS	FF60E2BS	\$5,554	DS-3FFP	1.15	26.6	580	150/75	93.6	
	1800	575	364TS	FF60E2GS	\$5,554	DS-3FFP	1.15	26.6	580	55	94.1	38
75	3600	200/400	364TS	FF75E1XS	\$7,430	DS-3FFP	1.15	26.6	580	200/100	93.0	17
	3600	230/460	364TS	FF75E1ES	\$7,430	DS-3FFP	1.15	26.6	580	171/85	93.0	
	3600	575	364TS	FF75E1GS	\$7,430	DS-3FFP	1.15	26.6	580	68	94.1	38
	1800	200/400	365TS	FF75E2XS	\$6,816	DS-3FFP	1.15	27.6	600	199/99	94.1	17
	1800	230/460	365TS	FF75E2BS	\$6,816	DS-3FFP	1.15	27.6	600	172/86	94.1	
	1800	575	365TS	FF75E2GS	\$6,816	DS-3FFP	1.15	27.6	600	70	95.0	38
100	3600	200/400	365TS	FF100E1XS	\$8,109	DS-3FFP	1.15	27.6	600	260/130	93.0	17
	3600	230/460	365TS	FF100E1BS	\$8,109	DS-3FFP	1.15	27.6	600	225/112	93.0	
	3600	575	365TS	FF100E1GS	\$8,109	DS-3FFP	1.15	27.6	600	89	94.1	38
	1800	200/400	404TS	FF100E2XS	\$7,440	DS-3FFP	1.15	29.6	750	261/130	94.1	17
	1800	230/460	404TS	FF100E2BS	\$7,440	DS-3FFP	1.15	32.6	750	226/113	94.1	
	1800	575	404TS	FF100E2GS	\$7,440	DS-3FFP	1.15	29.6	750	90	95.0	38
125	3600	460	404TS	FF125E1CS	\$9,324	DS-3FFP	1.15	29.6	750	137	93.6	47
	3600	575	404TS	FF125E1GS	\$9,324	DS-3FFP	1.15	29.6	750	110	94.1	38
	1800	460	405TS	FF125E2CS	\$8,554	DS-3FFP	1.15	31.1	800	140	95.0	47
	1800	575	405TS	FF125E2GS	\$8,554	DS-3FFP	1.15	31.1	800	112	95.0	38
150	3600	460	405TS	FF150E1CS	\$12,068	DS-3FFP	1.15	31.1	800	165	93.6	47
	3600	575	405TS	FF150E1GS	\$12,068	DS-3FFP	1.15	31.1	800	132	93.6	38
	1800	460	444TS	FF150E2CS	\$11,072	DS-3FFP	1.15	34.0	1100	172	95.0	47
	1800	575	444TS	FF150E2GS	\$11,072	DS-3FFP	1.15	34.0	1100	134	95.4	38
200	3600	460	444TS	FF200E1CS	\$14,082	DS-3FFP	1.15	34.0	1100	226	94.5	47
	3600	575	444TS	FF200E1GS	\$14,082	DS-3FFP	1.15	34.0	1100	181	94.5	38
	1800	575	445T	FF200E2GS	\$12,919	DS-3FFP	1.15	39.8	1200	182	95.4	38
	1800	460	445TS	FF200E2CS	\$12,919	DS-3FFP	1.15	36.0	1200	235	95.0	47
250	3600	460	445TS	FF250E1FS	\$16,688	DS-3FFP	1.15	36.0	1200	281	95.0	47
	3600	575	445TS	FF250E1GS	\$16,688	DS-3FFP	1.15	36.0	1200	225	94.5	38
	1800	460	445TS	FF250S2CS	\$14,242	DS-3FFP	1.15	36.0	1200	276	94.5	47
	1800	575	445TS	FF250E2GS	\$15,310	DS-3FFP	1.15	36.0	1200	221	95.4	38

Note 17: Twelve leads for across-the-line or wye-delta start on either voltage, part winding start on lower voltage

Note 38: Q-6 Leads for across-the-line or wye-delta start

Note 47: Q-12 leads for across-the-line, wye-delta or part winding start


† All marks shown within this document are properties of their respective owners.



# Special Application Three Phase, Open Drip-Proof (ODP) Fire Pump Motors, Vertical Close Coupled Pump UL®† Listed for Fire Pump Applications

## APPLICATIONS:

For fire pump applications per NFPA® 20 where contaminants are minimal.



DF1, FDF1,  
RF1, FRF1

## FEATURES:

- Class F Insulation, Class B Rise At Service Factor
- Rolled Steel Frame 180-320, Cast Iron Frame On 360
- Aluminum End Shields 180-250, Cast Iron End Shields 280-360
- Premasked Mylar Nameplate 180-320, Stainless Steel On 360
- 40C Ambient, NEMA® Design B Performance On 60 Hz Sine Wave Power
- Regreasable Bearings 180 Frame & Larger
- Double Shielded Bearings
- Lifting Provisions 210 Frame & Larger
- Suitable For Wye-Delta Start 250 Frame & Larger
- Dual Voltage Ratings Suitable For Part Winding Start (PWS) On Low Voltage
- 575 Volts Ratings Comply With NRCAN Standards
- Oversized Connection Diagram, "CE" Mark On Nameplate

## JP Shaft - Footless

HP	RPM	Voltage	Frame	Catalog Number	List	Discount Symbol	SF	Total Length	Ship Wt.	Full Load Eff.	Full Load Amps	Notes
7-1/2	3600	200/400	184JP	FF7E1XV	\$1,027	DS-3FFP	1.15	20.3	75	87.5	20.7/10.3	
	3600	208-230/460	184JP	FF7E1DV	\$1,027	DS-3FFP	1.15	20.3	75	87.5	20.4-18.1/9.1	03
10	3600	200/400	213JP	FF10E1XV	\$1,432	DS-3FFP	1.15	22.5	110	88.5	29.2/14.6	
	3600	208-230/460	213JP	FF10E1DV	\$1,432	DS-3FFP	1.15	22.5	110	88.5	27.5-25.3/12.6	03
15	3600	200/400	215JP	FF15E1XV	\$1,642	DS-3FFP	1.15	24.0	140	89.5	41/20.7	
	3600	208-230/460	215JP	FF15E1DV	\$1,642	DS-3FFP	1.15	24.0	140	90.2	41-36/18.1	03
	3600	575	215JP	FF15E1GV	\$1,642	DS-3FFP	1.15	24.0	140	90.2	14.5	
20	3600	200/400	254JP	FF20E1XV	\$2,094	DS-3FFP	1.15	26.5	160	90.2	54/26.9	
	3600	208-230/460	254JP	FF20E1DV	\$2,094	DS-3FFP	1.15	26.5	160	90.2	54-47/23.6	03
	3600	575	254JP	FF20E1GV	\$2,094	DS-3FFP	1.15	28.3	160	90.2	18.9	
25	3600	200/400	256JP	FF25E1XV	\$2,721	DS-3FFP	1.15	28.3	195	91.0	67/33	
	3600	208-230/460	256JP	FF25E1DV	\$2,721	DS-3FFP	1.15	28.3	195	91.0	67-58/28.9	03
	3600	575	256JP	FF25E1GV	\$2,721	DS-3FFP	1.15	28.3	195	88.5	23.2	
30	3600	200/400	284JP	FF30E1XV	\$4,150	DS-3FFP	1.15	29.0	230	91.0	78/39	
	3600	208-230/460	284JP	FF30E1DV	\$4,150	DS-3FFP	1.15	29.0	230	91.0	79-68/34	03
	3600	575	284JP	FF30E1GV	\$4,150	DS-3FFP	1.15	29.0	230	91.7	27.9	
40	3600	200/400	286JP	FF40E1XV	\$4,566	DS-3FFP	1.15	29.0	320	91.7	106/53	
	3600	208-230/460	286JP	FF40E1DV	\$4,566	DS-3FFP	1.15	29.0	320	91.7	104-90/45	03
	3600	575	286JP	FF40E1GV	\$4,566	DS-3FFP	1.15	29.0	320	91.7	36.0	
50	3600	200/400	324JP	FF50E1XV	\$6,278	DS-3FFP	1.15	29.0	400	92.4	134/67	
	3600	208-230/460	324JP	FF50E1DV	\$6,278	DS-3FFP	1.15	38.8	400	92.4	130-117/59	03
	3600	575	324JP	FF50E1GV	\$6,278	DS-3FFP	1.15	38.8	400	92.4	46	
60	3600	200/400	326JP	FF60E1XV	\$7,219	DS-3FFP	1.15	38.8	460	93.0	156/78	
	3600	208-230/460	326JP	FF60E1DV	\$7,219	DS-3FFP	1.15	38.8	460	93.0	152-136/68	03
	3600	575	326JP	FF60E1GV	\$7,219	DS-3FFP	1.15	38.8	460	93.0	54	
75	3600	200/400	364JP	FF75E1XV	\$9,415	DS-3FFP	1.15	30.5	582	94.1	196/98	
	3600	230/460	364JP	FF75E1EV	\$9,415	DS-3FFP	1.15	30.5	582	94.1	172/86	03
	3600	575	364JP	FF75E1GV	\$9,415	DS-3FFP	1.15	30.5	582	93.0	68	
100	3600	200/400	365JP	FF100E1XV	\$10,828	DS-3FFP	1.15	30.5	604	93.6	258/129	
	3600	230/460	365JP	FF100E1EV	\$10,828	DS-3FFP	1.15	30.5	604	93.6	227/113	03
	3600	575	365JP	FF100E1GV	\$10,828	DS-3FFP	1.15	30.5	604	91.7	91	

Note 03: 60/50 Hz rated with no derate on HP; 230/460 Volts 60 Hz ratings operate on 190/380 Volts 50 Hz, 460 Volts 60 Hz ratings operate on 380 Volts 50 Hz; Full 60 & 50 Hz data on Nameplate

† All marks shown within this document are properties of their respective owners.





# Residential Water System Pump Motors



For use on jet pumps, booster pumps, lawn sprinkler pumps, and other centrifugal pump applications.

**Horsepower:** 1/2 – 3 HP

**Phase:** Single Phase

**Torque:** Capacitor Start electrical designs utilized for superior torque even in the most difficult starting conditions

**Voltage Selector Switch:** Easy to use voltage selector switch for confidence in field wiring (Found on motors with catalog numbers ending in “-2V” and “UPR”)

**Mounting Options:** NEMA 56J, and Square Flange. The Square Flange mounting face incorporates a five-point surface, which supplies extra pump support

**Enclosure:** Open Drip-Proof (ODP)

**Compartments:** Two-Compartment constructions

**Bearings:** All Ball Bearing construction. Double Shielded ball bearings on both motor ends

**Ease of Impeller Assembly or Removal:** Conveniently accessible shaft flats or screw driver slots to hold onto the motor shaft

**Shaft Extensions:** Corrosion-resistant 303 stainless steel shaft extensions on U.S. MOTORS® brand two-compartment construction motors.

**Agency:** UL®† Recognized and CSA®† Certified



## Water Systems Products

Improved technology and compact design advances field-friendly features to a new level.

- New stamped steel dome cover with captive fasteners
- Easy to access shaft flats to hold shaft during pump assembly and disassembly
- New angled surface terminal board for greater top-down visibility. The terminals are aligned properly with the conduit opening
- One of the industry's most convenient voltage selection devices



† All marks shown within this document are properties of their respective owners.

## Special Application Single Phase, Open Drip-Proof (ODP) Jet Pump, Square Flange & C-Face, Capacitor Start



### APPLICATIONS:

For jet pumps, booster pumps, centrifugal pumps, lawn sprinkler pumps.

### FEATURES:

- 303 Stainless Steel Shaft
- C-Face: 7/16-20 UNF2A thread
- Square Flange: 1/2-20 UNC-2A thread
- Ball Bearings (Locked Drive End Bearing)
- Continuous Duty
- 60 Hz
- E-Z Access™ Motor Cover
- 40°C Ambient
- Automatic Reset Thermal Overload Protector
- Round Frame (Without Base), NEMA® 56C C-Face or Square Flange Mounting
- Power Leads Supplied For Proper Connection To Pressure Switch
- Voltage Selector Switch (Catalog Numbers Ending With “-2V” and “UPR”)

### C-Face, Two Compartment, E-Z Access™ Motors

HP	RPM	Voltage	Frame	Catalog Number	List	Discount Symbol	SF	Total Length	Ship Wt.	Full Load Amps	Notes
1/2	3600	115/230	56J	JJ0502-2V	\$234	DS-3FJP	1.60	13.0	25	9.6/4.8	UL
3/4	3600	115/230	56J	JJ0752-2V	\$272	DS-3FJP	1.50	13.8	21	12.2/6.1	UL
1	3600	115/230	56J	JJ1002-2V	\$313	DS-3FJP	1.40	14.0	23	13.4/6.7	UL
1-1/2	3600	115/230	56J	JJ1502-2	\$350	DS-3FJP	1.30	14.5	27	14.0/7.0	18, UL
2	3600	230	56J	JJ2002-2	\$400	DS-3FJP	1.20	14.52	27	8.6	18, UL

### Square Flange, Two Compartment, E-Z Access™ Motors

HP	RPM	Voltage	Frame	Catalog Number	List	Discount Symbol	SF	Total Length	Ship Wt.	SF Amps	Notes
1/2	3600	230/115	48Y	JS0502-2V	\$239	DS-3FJP	1.95	11.71	19	5.9/11.8	
3/4	3600	230/115	48Y	JS075UPR	\$239	DS-3FJP	1.27	11.71	20	5.9/11.8	UL
	3600	230/115	48Y	JS0752-2V	\$277	DS-3FJP	1.65	12.95	13	7.4/14.8	
1	3600	115/230	48Y	JS100UPR	\$277	DS-3FJP	1.25	12.95	23	14.8/7.4	UL
	3600	115/230	48Y	JS1002-2V	\$319	DS-3FJP	1.65	12.95	23	18.4/9.2	
1.5	3600	115/230	48Y	JS1502-2V	\$362	DS-3FJP	1.5	13.45	27	19.6/9.8	18
2	3600	230	48Y	JS2002-2	\$415	DS-3FJP	1.3	13.45	27	11.0	18
3	3600	230	56Y	JS3002-2	\$455	DS-3FJP	1.15	13.96	32	14.2	18

Note 18: Incorporates Run Capacitor

Note UL: Motors Meet UL® 778 Approvable Design for Water Protection Specifications

† All marks shown within this document are properties of their respective owners.



# Kits & Accessories

## Fractional & Integral Horsepower Motors



## A Variety of Kits & Accessories Available for Field Conversion

Kits & Accessories are available for easy and quick field conversions of many U.S. MOTORS® brand fractional and integral stock motor products. The following pages outline our current available kits and accessories.

Refer to the description field on the Fractional Horsepower Motor (FHP) Accessories page to identify the correct kit or accessory for your stock FHP motor application.

Use the chart below to assist in identifying the correct kit or accessory for your stock Integral Horsepower motor application.

### Integral Horsepower Motor Type Code Identification Chart:

Type Code	Motor Description	Phase	Efficiency
CARB <sup>†</sup>	Compact Aligning Roller Bearing		
CE	841 PLUS <sup>®</sup> Motor	Three Phase	Premium Efficient
CTE	Hostile Duty TEFC Motor	Three Phase	Premium Efficient
CTI	Hostile Duty TEFC Motor	Three Phase	Inverter Duty
FCT	Hostile Duty TEFC Motor	Three Phase	Energy Efficient
FD, FR	Open Drip-Proof Motor	Three Phase	Energy Efficient
DE, RE	Open Drip-Proof Motor	Three Phase	Premium Efficient
FUT	UNIMOUNT <sup>®</sup> TEFC Motor	Three Phase	Energy Efficient
J	TITAN <sup>®</sup> TEFC Motor		
JAD	Automotive Duty Motor	Three Phase	Energy Efficient
JCE	TITAN <sup>®</sup> TEFC Motor & Corro-Duty <sup>®</sup> Motor		Premium Efficient
JDE	Automotive Duty Motor	Three Phase	Premium Efficient
TCE	Corro-Duty <sup>®</sup> TEFC Motor	Three Phase	Premium Efficient
TCI	Corro-Duty <sup>®</sup> TEFC Motor	Three Phase	Inverter Duty
UT	UNIMOUNT <sup>®</sup> TEFC Motor	Three Phase	Standard Efficient
UTE	UNIMOUNT <sup>®</sup> TEFC Motor	Three Phase	Premium Efficient
UTF	UNIMOUNT <sup>®</sup> TEFC Footless Motor	Three Phase	Standard Efficient
UTNX	ACCU-Torq <sup>®</sup> Motor	Three Phase	Vector Duty

If you need assistance with available Kits & Accessories, contact your Territory Manager or Customer Service Representative when considering modification on these type motors.

**Phone: 855-487-6686**

**Fax: 800-899-2887**

<sup>†</sup> All marks shown within this document are properties of their respective owners.

## C-Face Kits

### APPLICATIONS:

Kit designed for conversion of off-the-shelf motors to accommodate a C-Flange Mount.

### Hostile Duty Type CTE, Automotive Duty Type JDE

Frame	Catalog Number	List	Discount Symbol	AK Dimension	Notes
56*	G351	\$160	DS-3TE	4-1/2"	40, 43
	G350	\$160	DS-3TE	4-1/2"	40, 43
140	888910	\$150	DS-3TE	4-1/2"	40
180	386760	\$217	DS-3TE	4-1/2"	40, JAD, JDE
	888911	\$200	DS-3TE	4-1/2"	40, FCT, CTE
	888912	\$200	DS-3TE	8-1/2"	40
210	888913	\$275	DS-3TE	8-1/2"	40
250	888914	\$320	DS-3TE	8-1/2"	40, 41
280	888915	\$383	DS-3TE	10-1/2"	41
320	416478	\$550	DS-3TE	12-1/2"	41
360	425918	\$750	DS-3TE	12-1/2"	41, 42
360TS	427417	\$750	DS-3TE	12-1/2"	41

\*NEMA® frame only

### Hostile Duty Type CTE, Automotive Duty Type JDE, Severe Duty Types TCE & TCI

Frame	Catalog Number	List	Discount Symbol	AK Dimension	Notes
400	646592	\$1,250	DS-3TE	12-1/2"	Not CE
400TS	646592	\$1,250	DS-3TE	12-1/2"	Not CE
440	427504	\$1,583	DS-3TE	16"	42, Not CE
440TS	427505	\$1,583	DS-3TE	16"	Not CE

### Hostile Duty Type CTE, Automotive Duty Type JDE

(Old Design 320 Frame)

Frame	Catalog Number	List	Discount Symbol	AK Dimension	Notes
320	895632	\$917	DS-3TE	12-1/2"	JAD, JDE
	395393	\$917	DS-3TE	12-1/2"	41, FCT, CTE

Note 40: Non-NEMA® "BA" Dimension

Note 41: Pulley End Bearing Clamp Provision

Note 42: Not Usable On Short Shaft (TS or US)

Note 43: G350 to be used on M/N F593, F588, F587 & F586 only; G351 to be used on all other M/N's

Note Motor Type Code (CE, CTE, FCT, JAD and JDE): See page 165 for Integral Horsepower Motor Identification

† All marks shown within this document are properties of their respective owners.



## C-Face Kits

### APPLICATIONS:

Kit designed for conversion of off-the-shelf motors to accommodate a C-Flange Mount.

### UNIMOUNT® TEFC

#### Type UTE

Frame	Catalog Number	List	Discount Symbol	AK Dimension	Notes
56-140	374790	\$60	DS-3TE	4-1/2"	
180	362843	\$90	DS-3TE	4-1/2"	
	362842	\$120	DS-3TE	8-1/2"	
210	365033	\$110	DS-3TE	8-1/2"	
250	365568	\$160	DS-3TE	8-1/2"	
280	370421	\$333	DS-3TE	10-1/2"	

### Corro-Duty® & 841 PLUS®

#### Types TCE, CTI & CE

Frame	Catalog Number	List	Discount Symbol	AK Dimension	Notes
140	430512	\$200	DS-3TE	4-1/2"	40, Not CE
180	427670	\$242	DS-3TE	8-1/2"	40
	427672	\$242	DS-3TE	4-1/2"	40
210	425854	\$292	DS-3TE	8-1/2"	40
250	426051	\$375	DS-3TE	8-1/2"	40
280	428973	\$417	DS-3TE	10-1/2"	40
320	424742	\$583	DS-3TE	12-1/2"	
360	427416	\$783	DS-3TE	12-1/2"	42
360TS	427418	\$783	DS-3TE	12-1/2"	Not CE
400	646592	\$1,250	DS-3TE	12-1/2"	Not CE, AP
400TS	646592	\$1,250	DS-3TE	12-1/2"	Not CE, AP
440	427504	\$1,583	DS-3TE	16"	42, Not CE, AP
440TS	427505	\$1,583	DS-3TE	16"	Not CE, AP

### 841 PLUS®

#### Type CE

Frame	Catalog Number	List	Discount Symbol	AK Dimension	Notes
400	646591	\$1,250	DS-3TE	12-1/2"	
400TS	646591	\$1,250	DS-3TE	12-1/2"	
440	427503	\$1,583	DS-3TE	16"	42

Note 40: Non-NEMA™ "BA" Dimension

Note 42: Not Usable On Short Shaft (TS or US)

Note AP: Can be used for FCT, CTE, JAD, JDE

Note Motor Type Code (CE): See page 165 for Integral Horsepower Motor Identification

† All marks shown within this document are properties of their respective owners.



## D-Flange Kits

### APPLICATIONS:

Kit designed for conversion of off-the-shelf motor to accommodate a D-Flange Mount.

### Hostile Duty Types FCT & CTE, Automotive Duty Type JDE

Frame	Catalog Number	List	Discount Symbol	AK Dimension	Notes
140	888916	\$233	DS-3TE	9"	40
180	888917	\$250	DS-3TE	9"	40, FCT, CTE
	386781	\$258	DS-3TE	9"	40, JAD, JDE
210	888918	\$333	DS-3TE	9"	40
250	888919	\$467	DS-3TE	11"	40,41
280	888920	\$583	DS-3TE	11"	41
320	437235	\$650	DS-3TE	14"	
360	437237	\$850	DS-3TE	14"	42

### UNIMOUNT® TEFC

#### Types FUT, UTE, UTF, UT, UTN & UTX

Frame	Catalog Number	List	Discount Symbol	AK Dimension	Notes
140	369268	\$175	DS-3TE	9"	40
180	369269	\$208	DS-3TE	9"	
210	430514	\$317	DS-3TE	9"	
250	430515	\$400	DS-3TE	11"	
280	430516	\$417	DS-3TE	11"	

### Corro-Duty® & 841 PLUS®

#### Types TCE, CTI & CE

Frame	Catalog Number	List	Discount Symbol	AK Dimension	Notes
180	427671	\$267	DS-3TE	9"	40
210	425855	\$342	DS-3TE	9"	40
250	426052	\$475	DS-3TE	11"	40
280	428974	\$542	DS-3TE	11"	
320	437236	\$667	DS-3TE	14"	
360	437238	\$908	DS-3TE	14"	42
400	646590	\$1,317	DS-3TE	18"	Not CE
400TS	646590	\$1,317	DS-3TE	18"	Not CE
440	474394	\$1,658	DS-3TE	18"	42, Not CE
440TS	474395	\$1,658	DS-3TE	18"	Not CE

### 841 PLUS®

#### Type CE

Frame	Catalog Number	List	Discount Symbol	AK Dimension	Notes
400	646589	\$1,317	DS-3TE	18"	
400TS	646589	\$1,317	DS-3TE	18"	
440	476030	\$1,658	DS-3TE	18"	42

Note 40: Non-NEMA® "BA" Dimension

Note 41: Pulley End Bearing Clamp Provision

Note 42: Not Usable On Short Shaft (TS or US)

Note Motor Type Code (CE, CTE, FCT, JAD and JDE): See page 165 for Integral Horsepower Motor Identification

† All marks shown within this document are properties of their respective owners.



## Dripcover Kits

### APPLICATIONS:

Provides protection to the motor in a vertical shaft down position.

### UNIMOUNT® TEFC

Types FUT, UTE, UTF, UT, UTE4, FUT1, FUT4, UT1 & UT4

Frame	Catalog Number	List	Discount Symbol	Notes
56-140	362108	\$100	DS-3TE	
180	362260	\$172	DS-3TE	
210	365035	\$192	DS-3TE	
250-280	370422	\$222	DS-3TE	

### Open Drip-Proof

Types FD, FR, DF4, DF1, FD1, FD4, D1 & D4

Frame	Catalog Number	List	Discount Symbol	Notes
140	969573	\$100	DS-3TE	
180	969574	\$172	DS-3TE	
210	969575	\$192	DS-3TE	
250	472131	\$233	DS-3TE	
280	969578	\$267	DS-3TE	
320	969579	\$300	DS-3TE	

### Hostile Duty, Severe Duty & 841 PLUS®

Types FCT, CTE, CTI, TCE & CE

Frame	Catalog Number	List	Discount Symbol	Notes
140	967059	\$150	DS-3TE	44
180	967060	\$250	DS-3TE	44
210	967061	\$275	DS-3TE	44
250	967062	\$333	DS-3TE	45
280	967063	\$517	DS-3TE	
320	967064	\$700	DS-3TE	
360	967065	\$1,133	DS-3TE	
400	967066	\$1,583	DS-3TE	
440	967067	\$1,800	DS-3TE	

Note 44: Requires Cast Iron Fan Cover Kit for FCT, CTE & CTI Types

Note 45: Not To Be Used On Foot Mounted Motor

† All marks shown within this document are properties of their respective owners.



## Cast Iron Conversion Kits

### APPLICATIONS:

For severe environments where all Cast Iron construction is required.

### Cast Iron Conduit Box Kits Hostile Duty Types FCT, CTE & CTI

Frame	Catalog Number	List	Discount Symbol	Notes
140	885267	\$150	DS-3TE	
180	885268	\$162	DS-3TE	
210	885269	\$193	DS-3TE	
250	885270	\$212	DS-3TE	
280	895716	\$233	DS-3TE	
320	416477	\$243	DS-3TE	
360	425917	\$343	DS-3TE	
400	888949	\$343	DS-3TE	
440	888950	\$833	DS-3TE	
449	498926	\$1,375	DS-3TE	

### Cast Iron Fan Cover Kits Hostile Duty Types FCT, CTE & CTI

Frame	Catalog Number	List	Discount Symbol	Notes
140	885271	\$125	DS-3TE	
180	885272	\$137	DS-3TE	
210	885273	\$212	DS-3TE	
250	885274	\$330	DS-3TE	
280	885275	\$400	DS-3TE	
320	416476	\$417	DS-3TE	
360	425916	\$755	DS-3TE	
400	888953	\$1,223	DS-3TE	
440	888954	\$1,355	DS-3TE	

## Bases & Slide Rail Kits

### APPLICATIONS:

Adjustable Motor Bases and Slide Rail Kits.

### Adjustable Motor Base Kits

(404-449 Frame Bases have 2 adjusting screws, others have 1 screw)

Frame	Catalog Number	List	Discount Symbol	Notes
284	70911	\$200	DS-3TE	
286	70912	\$200	DS-3TE	
324	70913	\$280	DS-3TE	
326	70914	\$280	DS-3TE	
364	70915	\$492	DS-3TE	
365	70916	\$492	DS-3TE	
404	X667470	\$550	DS-3TE	
405	X667471	\$550	DS-3TE	
444	X667472	\$700	DS-3TE	
445	X667473	\$700	DS-3TE	
447	X256871	\$800	DS-3TE	
449	X263975	\$800	DS-3TE	

### Slide Rail Kits

(Rail Kit Includes Two Rails & Hardware)

Frame	Catalog Number	List	Discount Symbol	Notes
280	179038	\$340	DS-3TE	
320	179039	\$460	DS-3TE	
360	179040	\$590	DS-3TE	
400	179112	\$1,180	DS-3TE	
440	181635	\$1,600	DS-3TE	



## Brake Kits

### APPLICATIONS:

Adjustable Motor Bases and Slide Rails Kits.

### UNIMOUNT® TEFC

#### Types FUT, UTE, UTI, UTF & UT

Frame	Rating (Ft.-Lb.)	Voltage at 60 Hz	Catalog Number	List	Discount Symbol	Notes
56-140	1.5	230/460	964220	\$441	DS-BKT	
		575	964221	\$441	DS-BKT	
56-140	3	115/230	964226	\$510	DS-BKT	
		230/460	964223	\$510	DS-BKT	
		575	964224	\$510	DS-BKT	
56-140	6	125/250	958191	\$691	DS-BKT	
		230/460	964225	\$607	DS-BKT	
		575	964222	\$607	DS-BKT	
56-140	10	230/460	964227	\$984	DS-BKT	
180	10	125/250	964252	\$1,017	DS-BKT	
		230/460	958195	\$984	DS-BKT	
		575	958194	\$984	DS-BKT	
180	15	230/460	958193	\$1,086	DS-BKT	
		575	958192	\$1,086	DS-BKT	
210	25	230/460	364963	\$1,806	DS-BKT	46
		575	364966	\$1,806	DS-BKT	46
210	35	230/460	364964	\$2,055	DS-BKT	
		575	364967	\$2,055	DS-BKT	46

\*All 230/460 Volts, 60 Hz Brakes are nameplated and designed for use on 190/380 Volts, 50 Hz rated at ft-lb per above. All 125/250 Volts, 60 Hz Brakes are suitable for 160/220 Volts, 50 Hz at ft-lb per above.

Approved mounting positions are shown in the table below by "X". For any other positions required, contact Customer Service and state position on order. Vertical mounting is defined as 15 degrees or more from horizontal.

Brake Rating (Ft.-Lbs.)	Motor & Brake Horizontal						Motor & Brake Vertical	
	Solenoid Position - Degrees From Vertical						Brake High	Brake Low
	0	0	0	0	0	0		
1.5, 3, 6	x	x	x	x	x	x	x	x
10, 15	x	x	x	x	x	x	x	x
25, 35	x							x

A Start/Stop cycle of no more than one stop per minute is acceptable for these brakes when used in conjunction with a Motor and Reducer. Contact Customer Service when shorter cycles are required or when used with high inertia applications, overhung loads or when not used with a reducer.

Note 46: 25 And 35 Lb-Ft For Horizontal Mounting Only

† All marks shown within this document are properties of their respective owners.



## Fan Kits

### APPLICATIONS:

Most 440 Frame & larger TEFC 2 Pole Motors (and some Titan® TEFC 4 Pole) are standard with Uni-Directional Fans (CCW Facing Opposite Drive End). These Fan Kits are to convert the Motors to Clockwise Rotation Facing Opposite Drive End.

### Clockwise (CW) Rotation Fan Kits for Standard 440-5800 TEFC Motors

Standard M/N	HP	Poles	Frame	Type	Current Stock Fan Direction	Fan Material	Conversion CW Fan Kit	List	Discount Symbol
ALL	125	02	444	CE	CCW	Bronze	966090	\$2,425	DS-3TE
ALL	150	02	445	CE	CCW	Bronze	441496	\$2,615	DS-3TE
ALL	200	02	447	CE	CCW	Bronze	441496	\$2,615	DS-3TE
ALL	125	02	444	CTE	CCW	Bronze	441496	\$2,615	DS-3TE
ALL	150	02	445	CTE	CCW	Bronze	441496	\$2,615	DS-3TE
ALL	200	02	447	CTE	BI-DIR	Plastic	375604	\$85	DS-3TE
ALL	125	02	444	FCT	CCW	Bronze	441496	\$2,615	DS-3TE
ALL	150	02	445	FCT	CCW	Aluminum	441494	\$915	DS-3TE
ALL	200	02	447	FCT	BI-DIR	Plastic	375604	\$85	DS-3TE
ALL	125	02	444	TCE	CCW	Bronze	441496	\$2,615	DS-3TE
ALL	150	02	445	TCE	CCW	Bronze	441496	\$2,615	DS-3TE
ALL	200	02	447	TCE	BI-DIR	Plastic	375604	\$85	DS-3TE
G360	250	02	449	J	CCW	Prop.	412700	\$1,106	DS-6S
G361	300	02	449	J	CCW	Prop.	412700	\$1,106	DS-6S
G362	350	02	449	J	CCW	Prop.	412700	\$1,106	DS-6S
G66267	150	02	449	JCE	CCW	Prop.	412701	\$1,211	DS-6S
G66269	200	02	449	JCE	CCW	Prop.	412701	\$1,211	DS-6S
G66273	250	02	449	JCE	CCW	Prop.	412701	\$1,211	DS-6S
G66274	300	02	5807	JCE	CCW	Prop.	412702	\$1,246	DS-6S
G66275	350	02	5809	JCE	CCW	Prop.	412703	\$1,281	DS-6S
G66276	400	02	5809	JCE	CCW	Prop.	412703	\$1,281	DS-6S
G66277	450	02	5809	JCE	CCW	Prop.	412703	\$1,281	DS-6S
G66280	500	02	5811	JCE	CCW	Prop.	412703	\$1,281	DS-6S
G48361	300	04	5807	JCE	CCW	Sirocco	412704	\$1,664	DS-6S
G48363	350	04	5807	JCE	CCW	Sirocco	412704	\$1,664	DS-6S
G48368	400	04	5809	JCE	CCW	Sirocco	412705	\$1,862	DS-6S
G48374	450	04	5809	JCE	CCW	Sirocco	412705	\$1,862	DS-6S
G48378	500	04	5811	JCE	CCW	Sirocco	412705	\$1,862	DS-6S

† All marks shown within this document are properties of their respective owners.



# Roller Bearing Kits and Bearing Isolator/Grounding Seal Kits

## APPLICATIONS:

**Roller Bearing Kits:** Used on belted applications only (do not use on direct connected loads). Do not use on motors mounted vertically shaft up or shaft down.  
**Bearing Isolator/Grounding Seal Kits:** Enhanced bearing isolator kits to prevent contamination and electrical damage to motor bearings.

## Roller Bearing Kits for Standard TITAN® TEFC Model Numbers

All belting applications should be reviewed by U.S. MOTORS® prior to use of these kits.

Frame	Catalog Number	List	Discount Symbol	Notes
400	646588	\$1,250	DS-3TE	TCE, CE
440	2001456	\$1,450	DS-3TE	
449	447733	\$1,687	DS-6S	J, CARB <sup>†</sup>
449/5800	398251	\$2,212	DS-6S	J, JCE
5000	964723	\$2,282	DS-3ADE	JDE

## Bearing Isolator/Grounding Seal MGS Kits by Inpro/Seal 841 PLUS® Type CE, Drive End

Frame	Catalog Number	List	Discount Symbol	Notes
140T	620280	\$750	DS-3TE	
180T	620281	\$867	DS-3TE	
210T	620282	\$933	DS-3TE	
250T	620283	\$983	DS-3TE	
280T, TS	620284	\$1,033	DS-3TE	
320T, TS	620285	\$1,167	DS-3TE	
360T, TS	620286	\$1,217	DS-3TE	
400T	620287	\$1,300	DS-3TE	
400TS	620288	\$1,417	DS-3TE	
440T	620290	\$1,550	DS-3TE	
440TS	620289	\$1,550	DS-3TE	

Note Motor Type Code (CE, TCE, JDE, J, JCE and CARB<sup>†</sup>): See page 165 for Integral Horsepower Motor Identification

<sup>†</sup> All marks shown within this document are properties of their respective owners.



# Terms & Conditions of Sale

Nidec Motor Corporation, referred to herein as the "Seller" and the customer or person or entity purchasing goods ("Goods") from Seller is referred to as the "Buyer." These Terms and Conditions, any price list or schedule, quotation, acknowledgment or invoice from Seller relevant to the sale of the Goods and all documents incorporated by specific reference herein or therein, constitute the complete and exclusive statement of the terms of the agreement governing the sale of Goods by Seller to Buyer. Seller's acceptance of Buyer's purchase order is expressly conditional on Buyer's assent to all of Seller's terms and conditions of sale, including terms and conditions that are different from or additional to the terms and conditions of Buyer's purchase order. Buyer's acceptance of or payment for the Goods will manifest Buyer's assent to these Terms and Conditions. Seller reserves the right in its sole discretion to refuse orders.

1. **PRICES:** Prices for Goods, whether specified in Seller's price list or schedule, acknowledgment or written quotation, are subject to change without notice. Such prices shall be adjusted to reflect Seller's prices for Goods as in effect at the time of requested shipment date, and each shipment will be invoiced at such prices. All prices are exclusive of taxes, transportation and insurance, which are to be borne by Buyer.

2. **TAXES:** Any current or future tax or governmental charge (or increase in same) affecting Seller's costs of production, sale, or delivery or shipment, or which Seller is otherwise required to pay or collect in connection with the sale, purchase, delivery, storage, processing, use or consumption of Goods, shall be for Buyer's account and shall be added to the price or billed to Buyer separately, at Seller's election.

3. **TERMS OF PAYMENT:** Unless otherwise specified by Seller, terms are net thirty (30) days from date of Seller's invoice in U.S. currency. Seller shall have the right, among other remedies, either to terminate this agreement or to suspend further performance under this and/or other agreements with Buyer in the event Buyer fails to make any payment when due, which other agreements Buyer and Seller hereby amend accordingly. Buyer shall be liable for all expenses, including attorneys' fees, relating to the collection of past due amounts. If any payment owed to Seller is not paid when due, it shall bear interest, at a rate to be determined by Seller, which shall not exceed the maximum rate permitted by law, from the date on which it is due until it is paid. Should Buyer's financial responsibility become unsatisfactory to Seller, cash payments or security satisfactory to Seller may be required by Seller for future deliveries and for the Goods therefore delivered. If such cash payment or security is not provided, in addition to Seller's other rights and remedies, Seller may discontinue deliveries. Buyer hereby grants Seller a security interest in all Goods sold to Buyer by Seller, which security interest shall continue until all such Goods are fully paid for in cash, and Buyer, upon Seller's demand, will execute and deliver to Seller such instruments as Seller requests to protect and perfect such security interest.

4. **SHIPMENT AND DELIVERY:** While Seller will use all reasonable commercial efforts to maintain the delivery date(s) acknowledged or quoted by Seller, all shipping dates are approximate and not guaranteed. Seller reserves the right to make partial shipments. Seller, at its option, shall not be bound to tender delivery of any Goods for which Buyer has not provided shipping instructions and other required information. If the shipment of the Goods is postponed or delayed by Buyer for any reason, Buyer agrees to reimburse Seller for any and all storage costs and other additional expenses resulting therefrom. Risk of loss and legal title to the Goods shall transfer to Buyer for sales in which the end destination of the Goods is outside of the United States immediately after the Goods have passed beyond the territorial limits of the United States. For all other shipments, risk of loss for damage and responsibility shall pass from Seller to Buyer upon delivery to and receipt by carrier at Seller's shipping point. All shipments are F.O.B. Seller's shipping point. Any claims for shortages or damages suffered in transit are the responsibility of Buyer and shall be submitted by Buyer directly to the carrier. Shortages or damages must be identified and signed for at the time of delivery.

5. **LIMITED WARRANTY:** Subject to the limitations of Section 6, Seller warrants that the Goods manufactured by Seller, other than those specifically identified below, will be free from defects in material and workmanship and meet Seller's published specifications at the time of shipment under normal use and regular service and maintenance for a period of one year from the date of shipment of the Goods by Seller, unless otherwise specified by Seller in writing. Partial Motors of any kind not fully assembled by Seller shall carry no warranty of any kind, express or implied. Products purchased by Seller from a third party for resale to Buyer ("Resale Products") shall carry only the warranty extended by the original manufacturer. **THE WARRANTY SET FORTH IN THIS SECTION 5 AND THE WARRANTY SET FORTH IN OPERATION OF LAW OR OTHERWISE, INCLUDING WITHOUT LIMITATION, MERCHANTABILITY AND FITNESS FOR A PARTICULAR PURPOSE WHETHER OR NOT THE PURPOSE OR USE HAS BEEN DISCLOSED TO SELLER IN SPECIFICATIONS, DRAWINGS OR OTHERWISE, AND WHETHER OR NOT SELLER'S PRODUCTS ARE SPECIFICALLY DESIGNED AND/OR MANUFACTURED BY SELLER FOR BUYER'S USE OR PURPOSE.**

This warranty does not extend to any losses or damages due to misuse, accident, abuse, neglect, normal wear and tear, negligence (other than Seller's), unauthorized modification or alteration, use beyond rated capacity, unsuitable power sources or environmental conditions, improper installation, repair, handling, maintenance or application or any other cause not the fault of Seller. To the extent that Buyer or its agents has supplied specifications, information, representation of operating conditions or other data to Seller in the selection or design of the Goods and the preparation of Seller's quotation, and in the event that actual operating conditions or other conditions differ from those represented by Buyer, any warranties or other provisions contained herein which are affected by such conditions shall be null and void.

If within thirty (30) days after Buyer's discovery of any warranty defects within the warranty period, Buyer notifies Seller thereof in writing, Seller shall, at its option and as Buyer's exclusive remedy, repair, correct or replace or refund the purchase price for, that portion of the Goods found by Seller to be defective. Failure by Buyer to give such written notice within the applicable time period shall be deemed an absolute and unconditional waiver of Buyer's claim for such defects. Seller shall have the right to require the Buyer to deliver the Goods to Seller's designated repair center or manufacturing facility. All costs associated with dismantling, reinstallation and transportation to and from Seller's designated repair center or manufacturing facility and the time and expense of Seller's personnel and representatives for site travel and diagnosis under this warranty shall be borne by the Buyer. Goods repaired or replaced during the warranty period shall be covered by the foregoing warranty for the remainder of the original warranty period or ninety (90) days from the date of shipment, whichever is longer. Buyer assumes all other responsibility for any loss, damage, or injury to persons or property arising out of, connected with, or resulting from the use of Goods, either alone or in combination with other products/components.

Section 5 applies to any entity or person who may buy, acquire or use the Goods, including any entity or person who obtains the Goods from Buyer, and shall be bound by the limitations therein, including Section 6. Buyer agrees to provide such subsequent transferee conspicuous, written notice of the provisions of Sections 5 and 6.

6. **LIMITATION OF REMEDY AND LIABILITY; THE SOLE AND EXCLUSIVE REMEDY FOR BREACH OF ANY WARRANTY HEREUNDER (OTHER THAN THE WARRANTY PROVIDED UNDER SECTION 7) SHALL BE LIMITED TO REPAIR, CORRECTION OR REPLACEMENT, OR REFUND OF THE PURCHASE PRICE UNDER SECTION 5.**

**SELLER SHALL NOT BE LIABLE FOR DAMAGES CAUSED BY DELAY IN PERFORMANCE AND THE REMEDIES OF BUYER SET FORTH IN THIS AGREEMENT ARE EXCLUSIVE. IN NO EVENT, REGARDLESS OF THE FORM OF THE CLAIM OR CAUSE OF ACTION (WHETHER BASED IN CONTRACT, INFRINGEMENT, NEGLIGENCE, STRICT LIABILITY, OTHER TORT OR OTHERWISE), SHALL SELLER'S LIABILITY TO BUYER AND/OR ITS CUSTOMERS EXCEED THE PRICE PAID BY BUYER FOR THE SPECIFIC GOODS PROVIDED BY SELLER GIVING RISE TO THE CLAIM OR CAUSE OF ACTION. BUYER AGREES THAT IN NO EVENT SHALL SELLER'S LIABILITY TO BUYER AND/OR ITS CUSTOMERS EXTEND TO INCLUDE INCIDENTAL, CONSEQUENTIAL OR PUNITIVE DAMAGES.** The term "consequential damages" shall include, but not be limited to, loss of anticipated profits, business interruption, loss of use, revenue, reputation and data, costs incurred, including without limitation, for capital, fuel, power and loss or damage to property or equipment.

It is expressly understood that any technical advice furnished by Seller with respect to the use of the Goods is given without charge, and Seller assumes no obligation or liability for the advice given, or results obtained, all such advice being given and accepted at Buyer's risk.

7. **PATENTS AND COPYRIGHTS:** Subject to the limitations of the second paragraph of Section 6, Seller warrants that the Goods sold, except as are made specifically for Buyer according to Buyer's specifications, do not infringe any valid U.S. patent or copyright in existence as of the date of shipment. This warranty is given upon the condition that Buyer promptly notifies Seller of any claim or suit involving Buyer in which such infringement is alleged and cooperates fully with Seller and permit Seller to control completely the defense, settlement or compromise of any such allegation of infringement. Seller's warranty as to use patents only applies to infringement arising solely out of the inherent operation

according to Seller's specifications and instructions (i) of such Goods, or (ii) of any combination of Goods acquired from Seller in a system designed by Seller. In the event such Goods are held to infringe such a U.S. patent or copyright in such suit, and the use of such Goods is enjoined, or in the case of a compromise or settlement by Seller, Seller shall have the right, at its option and expense, to procure for Buyer the right to continue using such Goods, or replace them with non-infringing Goods, or modify same to become non-infringing, or grant Buyer a credit for the depreciated value of such Goods and accept return of them. In the event of the foregoing, Seller may also, at its option, cancel the agreement as to future deliveries of such Goods, without liability. No license or rights in any of Seller's intellectual property associated with the Goods is granted hereby.

8. **EXCUSE OF PERFORMANCE:** Seller shall not be liable for delays in performance or for non-performance due to acts of God; acts of Buyer; war; fire; flood; weather; sabotage; strikes or labor disputes; civil disturbances or riots; governmental requests, restrictions, allocations, laws, regulations, orders or actions; unavailability of or delays in transportation; default of suppliers; or unforeseen circumstances or any events or causes beyond Seller's reasonable control. Deliveries or other performance may be suspended for an appropriate period of time or canceled by Seller upon notice to Buyer in the event of any of the foregoing, but the balance of the agreement shall otherwise remain unaffected as a result of the foregoing.

If Seller determines that its ability to supply the total demand for the Goods, or to obtain material used directly or indirectly in the manufacture of the Goods, is hindered, limited or made impracticable due to causes set forth in the preceding paragraph, Seller may allocate its available supply of the Goods or such material (without obligation to acquire other supplies of any such Goods or material) among itself and its purchasers on such basis as Seller determines to be equitable without liability for any failure of performance which may result therefrom.

9. **CANCELLATION:** Buyer may cancel orders only upon reasonable advance written notice and upon payment to Seller of Seller's cancellation charges which include, among other things, all costs and expenses incurred, and, to cover commitments made, by the Seller and a reasonable profit thereon. Seller's determination of such termination charges shall be conclusive.

10. **CHANGES:** Buyer may request changes or additions to the Goods consistent with Seller's specifications and criteria. In the event such changes or additions are accepted by Seller, Seller may revise the price and dates of delivery. Seller reserves the right to change designs and specifications for the Goods without prior notice to Buyer, except with respect to Goods being made-to-order for Buyer. Seller shall have no obligation to install or make such change in any Goods manufactured prior to the date of such change.

11. **NUCLEAR/MEDICAL, GOODS SOLD HEREUNDER ARE NOT FOR USE IN CONNECTION WITH ANY NUCLEAR, MEDICAL, LIFE-SUPPORT AND RELATED APPLICATIONS.** Buyer accepts Goods with the foregoing understanding, agrees to communicate the same in writing to any subsequent purchasers or users and to defend, indemnify and hold harmless Seller from any claims, losses, suits, judgments and damages, including incidental and consequential damages, arising from such use, whether the cause of action be based in tort, contract or otherwise, including allegations that the Seller's liability is based on negligence or strict liability.

12. **ASSIGNMENT:** Buyer shall not assign its rights or delegate its duties hereunder or any interest herein without the prior written consent of Seller, and any such assignment, without such consent, shall be void.

13. **QUANTITY:** Buyer agrees to accept overruns of up to ten percent (10%) of the order on "made-to-order" goods, including parts. Any such additional items shall be priced at the price per item charged for the specific quantity ordered.

14. **REPLACEMENT / SERVICE GOODS:** Upon the cancellation or fulfillment of this order, Seller will have no obligation to sell and Buyer will have no obligation to purchase the Goods sold hereunder, including, but not limited to, the supply of replacement parts for Goods or Goods for Buyer's consumer service division. Seller is not obligated to sell Buyer or its consumer service divisions Goods: (i) for any fixed period of time after production of the Goods supplied hereunder ceases or after the last date of shipment made under this order; or (ii) at any pre-established price to fulfill Buyer's or its consumer service divisions requirements during or after production of the Goods ceases or after the last date of shipment under this order. Seller shall have the absolute right to revise the price of Goods and the terms of sale and to modify or discontinue the sale of the Goods, and such action shall not form the basis of any claim by Buyer against Seller.

15. **TOOLING:** Tool, die, and pattern charges, if any, are in addition to the price of the Goods and are due and payable upon completion of the tooling. All such tools, dies and patterns shall be and remain the property of Seller. Charges for tools, dies, and patterns do not convey to Buyer, title, ownership interest in, or rights to possession or removal, or prevent their use by Seller for other purchasers, except as otherwise expressly provided by Seller and Buyer in writing with reference to this provision.

16. **INSPECTION/TESTING:** Buyer, at its option and expense, may inspect and observe the testing by Seller of the Goods for compliance with Seller's standard test procedures prior to shipment, which inspection and testing shall be conducted at Seller's plant at such reasonable time as is specified by Seller. Any rejection of the Goods must be made promptly by Buyer before shipment. Tests shall be deemed to be satisfactorily completed and the test fully met when the Goods meet Seller's criteria for such procedures.

17. **DRAWINGS:** Seller's prints and drawings (including without limitation, the underlying technology) furnished by Seller to Buyer in connection with this agreement are the property of Seller and Seller retains all rights, including without limitation, exclusive rights of use, licensing and sale. Possession of such prints or drawings does not convey to Buyer any rights or license, and Buyer shall return all copies (in whatever medium) of such prints or drawings to Seller immediately upon request therefor.

18. **EXPORT/IMPORT:** Buyer agrees that all applicable import and export control laws, regulations, orders and requirements, including without limitation those of the United States and the European Union, and the jurisdictions in which the Seller and Buyer are established or from which Goods may be supplied, will apply to their receipt and use. In no event shall Buyer use, transfer, release, import, export, Goods in violation of such applicable laws, regulations, orders or requirements.

19. **GENERAL PROVISIONS:** These terms and conditions supersede all other communications, negotiations and prior oral or written statements regarding the subject matter of these terms and conditions. No change, modification, rescission, discharge, abandonment, or waiver of these terms and conditions shall be binding upon the Seller unless made in writing and signed on its behalf by a duly authorized representative of Seller. No conditions, usage of trade, course of dealing or performance, understanding or agreement purporting to modify, vary, explain, or supplement these terms and conditions shall be binding unless hereafter made in writing and signed by the party to be bound, and no modification or additional terms shall be applicable to this agreement by Seller's receipt, acknowledgment, or acceptance of purchase orders, shipping instruction forms, or other documentation containing terms at variance with or in addition to those set forth herein. Any such modifications or additional terms are specifically rejected and deemed a material alteration hereof. If this document shall be deemed an acceptance of a prior offer by Buyer, such acceptance is expressly conditional upon Buyer's assent to any additional or different terms set forth herein. No waiver by either party with respect to any breach or default or of any right or remedy, and no course of dealing, shall be deemed to constitute a continuing waiver of any other breach or default or of any other right or remedy, unless such waiver be expressed in writing and signed by the party to be bound. All typographical or clerical errors made by Seller in any quotation, acknowledgment or publication are subject to correction.

The validity, performance, and all other matters relating to the interpretation and effect of this agreement shall be governed by the law of the state of Missouri without regard to its conflicts of laws principles. Buyer and Seller agree that the proper venue for all actions arising in connection herewith shall be only in Missouri and the parties agree to submit to such jurisdiction. No action, regardless of form, arising out of transactions relating to this contract, may be brought by either party more than two (2) years after the cause of action has accrued. The U.N. Convention on Contracts for the International Sales of Goods shall not apply to this agreement.

Revised October 1, 2010

† All marks shown within this document are properties of their respective owners.



## Motor Terminology Guide

### Basic Considerations

It is important to select the motor that will help assure optimum performance of the appliance or equipment to be driven. To do this, a motor must be selected that is capable of starting the equipment, bringing it up to operating speed, and driving it at the necessary loading speed as long as required without excessive heating.

We suggest that motor specifications be considered in the following order:

**Application.** General purpose, condenser fan, belted fan, compressor, high pressure washer, etc.

**Motor Type.** Operating characteristics such as: capacitor start, capacitor start – capacitor run, split phase, permanent split capacitor, shaded pole and three phase.

**Enclosure.** The motor's housing type, such as: open, open drip-proof, totally enclosed fan cooled, totally enclosed non-ventilated, totally enclosed air over, etc.

**Mounting.** C-face, resilient base, rigid base, etc.

**Bearings.** Sleeve, ball (shields or seals).

**Thermal Protection.** Types of protection include automatic reset, manual reset, non-resettable, impedance protected and thermostat. Non-protected motors have no internal thermal protector and should not be used on applications that can start automatically or are out of sight of the operator.

Once these items are established, final specifications may be made for: horsepower, speed, voltage, NEMA frame size, service factor and full load amps.

### Service Factor

This is a measure of the reserve margin built into a motor. It is expressed as a multiplier of the rated horsepower and determines permissible horsepower loading which may be carried continuously under normal environmental conditions. A motor operated at a service factor higher than 1.0 will have a higher temperature rise and may have different efficiency, power factor and speed than at the rated horsepower. Locked rotor torque and breakdown torque will remain unchanged.

**Example:** A motor operated at rated voltage and frequency, nameplate rating 1/4 HP, 1.35 service factor.  
 $1/4 \text{ HP} \times 1.35 \text{ SF} = .337 \text{ HP}$  permissible loading if the ambient temperature does not exceed 40° C.

### Insulation System Classification

The insulation system is made up of the electrical insulation materials used in the stator slot, wire coverings and supporting structural parts. It is classified for temperature rating purposes based on its thermal endurance. The classifications and their maximum temperatures for long service life are:

<b>Class A</b>	<b>105° C</b>
<b>Class B</b>	<b>130° C</b>
<b>Class F</b>	<b>155° C</b>
<b>Class H</b>	<b>180° C</b>

To determine the insulation class needed, add the maximum ambient temperature and the maximum temperature rise of the winding of the motor in the application.

### Electric Motor Terminology

**Ambient (Amb).** The temperature of the space around the motor. Most motors are designed to operate in an ambient not over 40°C (104°F).

**Note:** A rating of 40°C Ambient is not the same as a rating of 40°C Rise, see "Temperature Rise."

**Bearings (BRGS).** Basic types include:

- **Self Aligning Bearing (SAB).** Preferred where low noise level is important, as on fan and blower motors. Unless otherwise stated, self aligning bearing motors listed can be mounted in any position, including shaft-up or shaft-down.
- **Ball.** Used where higher load capacity, either axial or radial, is required or where the shaft speed is lower than 500 RPM. Shields, metal rings with close running clearance on one side (single-shielded) or both sides (double-shielded) of bearing, and seals, which are similar except with rubber lips that press against inner race, more effectively excluding dirt, etc., are two barriers used to keep out dirt.

**Efficiency.** The ratio of output power divided by input power, usually expressed as a percentage. A measure of how well the electrical energy input to a motor is converted into mechanical energy at the output shaft. The higher the efficiency, the better the conversion process.

## Motor Terminology Guide

**Enclosure (Encl).** The motor's housing. Types:

- **Open.** Ventilation openings in the shell and/or end shields which permit passage of external air over and around the windings of the motor. Used indoors, in fairly clean locations.
- **Open Air Over (OAO).** Motors intended for fan and blower service. Must be located in the air stream to provide motor cooling.
- **Open Drip-Proof (ODP).** Ventilation openings in end shields and shell placed so drops of liquid falling within an angle of 15° from vertical will not touch the windings.
- **Totally Enclosed (TE).** No ventilation openings in motor housing (but not airtight). Used in locations which are dirty, damp, oily, etc. Includes:
  - **Totally Enclosed, Fan-Cooled (TEFC).** Includes an external fan, in a protective shroud, to blow cooling air over the motor frame.
  - **Totally Enclosed, Non-Ventilated (TENV).** Depends on convection air for cooling.
  - **Totally Enclosed, Air Over (TEAO).** Depends on air flow from driven device for motor cooling. To avoid overheating, these motors must not be used in applications where there is no air over.
- **Hazardous Location.** A totally enclosed motor designed to withstand internal explosion of specified gases or vapors, and not allow the internal flame or explosion to escape.

**Full-Load Amps (F/L Amps).** Line current drawn by a motor when operating at rated load and voltage. Shown on motor nameplate along with service factor amps if other than 1.0. Important for proper wire size selection and motor starter heater and overcurrent protector selection.

**Frame.** Usually refers to the NEMA system of standardized motor mounting dimensions, which facilitates replacement.

**Hertz (Hz).** Frequency, in cycles per second, of AC power; usually 60 Hz in USA, 50 Hz overseas.

**Horsepower (HP).** The unit of output power usually applied to electric motors in North America. One horsepower is equivalent to 746 watts. Motor output power can also be rated in terms of watts. A 9 watt motor is 0.012 or 1/80 horsepower.

### Motor Speeds

- **Synchronous.** The theoretical maximum speed at which an induction-type motor can operate. Synchronous speed is determined by the power line frequency and motor design (number of poles), and can be calculated using the formula:

$$\text{RPM} = \frac{\text{Frequency in Hz} \times 120}{\text{No. of poles}}$$

- **Full-load.** The nominal speed at which an induction motor operates under rated input and load conditions. This will always be less than the synchronous speed and will vary depending on the rating and characteristics of the particular motor. For example, four pole 60 Hz fractional horsepower motors have a synchronous speed of 1800 RPM, a nominal full load speed (as shown on the nameplate) of 1725 RPM, and an actual full load speed typically ranging from 1715 to 1735 RPM.

**Motor Types.** Except where noted all types require single phase AC power.

- **Shaded pole.** Low starting torque, low cost. Usually used in direct drive fans and blowers, and in small pumps.
- **Permanent split capacitor (PSC).** Performance and applications similar to shaded pole but more efficient, with lower line current and higher horsepower capabilities.
- **Split phase start-induction run (or simply split phase).** Moderate starting torque, high breakdown torque, high starting current. Used on easy-starting equipment, such as belt driven fans and blowers, grinders, centrifugal pumps, gear motors, etc.
- **Split phase start-capacitor run.** Performance and applications similar to split phase start-induction run, except have higher efficiency.
- **Capacitor start-induction run (or simply capacitor start or capacitor).** High starting and breakdown torque, medium starting current. Used on hard starting applications; compressors, positive displacement pumps, farm equipment, etc.
- **Capacitor start-capacitor run (two-value).** Performance and applications similar to capacitor start-induction-run, except have higher efficiency. Generally used in higher single phase HP ratings.
- **Three Phase.** Operate on three phase power only. High starting and breakdown torque, high efficiency, medium starting current, no starting switch or auxiliary winding, simple, rugged design, long life. For all types of industrial uses.

† All marks shown within this document are properties of their respective owners.



## Motor Terminology Guide

- **Direct Current (DC).** Usable only if DC power supply is available. Commonly used on adjustable-speed applications.

### Mounting (MTG)

- **Rigid.** Motor solidly fastened to equipment through metal base that is bolted or welded to motor shell, or mounted to end shield hubs without resilient rings (see “flange” below).
- **Resilient (Res).** Sometimes called rubber or hub mounted - motor shell isolated from base by vibration absorbing material, such as rubber rings on the end shields, to reduce transmission of vibration to the housing of the unit or appliance.
- **Face or flange.** Shaft end, end cover has a flat mounting surface, machined to NEMA standard dimensions with holes to allow easy, secure mounting to the housing of the unit or appliance. Commonly used on jet pumps, oil burners and gear reducers.
- **Stud.** Motor has bolts extending from front or rear, by which it is mounted. Often used on small, direct drive fans and blowers.
- **Yoke.** Tabs or ears are welded to motor shell, to allow bolting to a fan column or bracket. Used on fan-duty motors.

**Power.** The energy used to do work. Also the rate at which work is done. Measured in watts, horsepower, etc.

**Power Factor.** The ratio of real power (watts) supplied divided by apparent power supplied (volt-amperes). A measure of how well power transmission or distribution systems are being used. Do not confuse power factor with efficiency.

**RPM.** Rotational speed in revolutions per minute.

**Rotation (Rot).** Direction in which shaft rotates: CW means clockwise; CCW means counterclockwise; Rev means reversible. Rotation is usually referenced from the lead end (LE) of the motor.

**Service Factor (SF).** A measure of the reserve margin built into a motor. Motors rated greater than 1.0 SF have more than normal margin, and are used where unusual conditions such as occasional high or low voltage, momentary overloads, etc. are likely to occur. Used in “heavy duty” applications.

**Temperature Rise.** The amount by which a motor, operating under rated conditions, is hotter than its surroundings. The temperature rise rating on the motor nameplate has been replaced by a listing of maximum ambient temperature, insulation class and service factor. See “Insulation.”

**Thermal Protector.** A temperature or current sensing device usually integral within the motor, that disconnects the motor winding from its power source to prevent overheating due to overload or failure to start. Basic types of thermal protectors include:

- **Automatic Reset (Auto).** After motor cools, protector automatically restores power. Should not be used where unexpected restarting would be hazardous.
- **Manual Reset (Man).** An external button must be pushed to restore power to motor. Preferred where unexpected restarting would be hazardous, as on saws, conveyors, compressors, etc.
- **Impedance Protected.** Motor is designed with sufficiently high inherent impedance to prevent overheating under any condition of load, including locked rotor (stalled).
- **Non-resettable (one shot).** When motor heats up the protector contacts open, but cannot be reclosed. This type of protector is used primarily in unattended fans where a stalled condition is usually not detected.

**Thermostat.** Employs a built-in temperature sensing device, with external leads, which must be properly connected to the control circuit of the motor controller to limit the frame or winding temperature as required by U.L., the N.E.C., C.S.A. or the C.E.C.

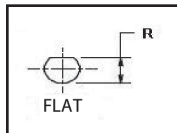
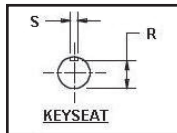
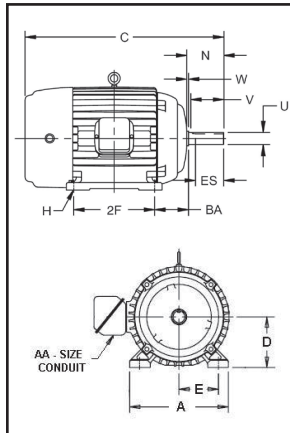
**Torque.** Twist, or turning ability, supplied by the shaft. Measured in foot-pounds (ft-lbs), inch-pounds (in-lbs), ounce-feet (oz-ft) or ounce-inches (oz-in). Three torque values are important.

- **Locked rotor or starting torque.** The torque produced at initial start.
- **Breakdown torque.** The maximum torque a running motor will produce, without stalling.
- **Pull-up torque.** The minimum torque available during the acceleration period.

**Voltage.** Force pushing electric current through a circuit, like pressure in a water system.

## NEMA Dimension Guide

### Dimensions for AC Foot-Mounted Motors with Single Straight-Shaft Extension



Frame	A Max	D	E	2F	BA	H	U	N-W	V Min.	Keyseat			AA Min.
										R	ES Min.	S	
42	—	2.62	1.75	1.69	2.06	0.28 slot	0.375	1.12	—	0.328	—	flat	—
48	—	3.00	2.12	2.75	2.50	0.34 slot	0.500	1.50	—	0.453	—	flat	—
48H	—	3.00	2.12	4.75	—	—	—	—	—	—	—	—	—
56	—	3.50	2.44	3.00	2.75	0.34 slot	0.625	1.88	—	0.517	1.41	0.188	—
56H	—	3.50	2.44	5.00	—	—	—	—	—	—	—	—	—
143T	7.00	3.50	2.75	4.00	2.25	0.34 hole	0.875	2.25	2.00	0.771	1.41	0.188	3/4
145T	—	3.50	2.75	5.00	—	—	—	—	—	—	—	—	—
182	9.00	4.50	3.75	4.50	2.75	0.41 hole	0.875	2.25	2.00	0.771	1.41	0.188	3/4
184	—	4.50	3.75	5.50	—	—	—	—	—	—	—	—	—
182T	—	4.50	3.75	4.50	—	—	1.125	2.75	2.50	0.986	1.78	0.250	—
184T	—	4.50	3.75	5.50	—	—	—	—	—	—	—	—	—
213	10.50	6.25	5.00	5.50	4.25	0.53 hole	1.125	3.00	2.75	0.986	2.03	0.250	3/4
215	—	6.25	5.00	7.00	—	—	—	—	—	—	—	—	—
213T	—	6.25	5.00	5.50	—	—	1.375	3.38	3.12	1.201	2.41	0.312	1
215T	—	6.25	5.00	7.00	—	—	—	—	—	—	—	—	—
254U	12.50	5.25	4.25	8.25	3.50	0.41 hole	1.375	3.75	3.50	1.201	2.78	0.312	1
256U	—	5.25	4.25	10.00	—	—	—	—	—	—	—	—	—
254T	—	5.25	4.25	8.25	—	—	1.625	4.00	3.75	1.416	2.91	0.375	1-1/4
256T	—	5.25	4.25	10.00	—	—	—	—	—	—	—	—	—
284U	14.00	7.00	5.50	9.50	4.75	0.53 hole	1.625	4.88	4.63	1.416	3.78	0.375	1-1/4
286U	—	7.00	5.50	11.00	—	—	—	—	—	—	—	—	—
284T	—	7.00	5.50	9.50	—	—	1.875	4.62	4.38	1.591	3.28	0.500	1-1/2
286T	—	7.00	5.50	11.00	—	—	—	—	—	—	—	—	—
284TS	—	7.00	5.50	9.50	—	—	1.625	3.25	3.00	1.416	1.91	0.375	1-1/2
286TS	—	7.00	5.50	11.00	—	—	—	—	—	—	—	—	—
324U	16.00	8.00	6.25	10.50	5.25	0.66 hole	1.875	5.63	5.38	1.591	4.28	0.500	1-1/2
326U	—	8.00	6.25	12.00	—	—	—	—	—	—	—	—	—
324US	—	8.00	6.25	10.50	—	—	1.625	3.25	3.00	1.416	1.91	0.375	—
326US	—	8.00	6.25	12.00	—	—	—	—	—	—	—	—	—
324T	—	8.00	6.25	10.50	—	—	2.125	5.25	5.00	1.845	3.91	0.500	2
326T	—	8.00	6.25	12.00	—	—	—	—	—	—	—	—	—
324TS	—	8.00	6.25	10.50	—	—	1.875	3.75	3.50	1.591	2.03	—	—
326TS	—	8.00	6.25	12.00	—	—	—	—	—	—	—	—	—
364U	18.00	9.00	7.00	11.25	5.88	0.66 hole	2.125	6.38	6.13	1.845	5.03	0.500	2
365U	—	9.00	7.00	12.25	—	—	—	—	—	—	—	—	—
364US	—	9.00	7.00	11.25	—	—	1.875	3.75	3.50	1.591	2.03	—	—
365US	—	9.00	7.00	12.25	—	—	—	—	—	—	—	—	—
364T	—	9.00	7.00	11.25	—	—	2.375	5.88	5.62	2.021	4.28	0.625	3
365T	—	9.00	7.00	12.25	—	—	—	—	—	—	—	—	—
364TS	—	9.00	7.00	11.25	—	—	1.875	3.75	3.50	1.591	2.03	0.500	—
365TS	—	9.00	7.00	12.25	—	—	—	—	—	—	—	—	—
404U	20.00	10.00	8.00	12.25	6.62	0.81 hole	2.375	7.13	6.88	2.021	5.53	0.625	2
405U	—	10.00	8.00	13.75	—	—	—	—	—	—	—	—	—
404US	—	10.00	8.00	12.25	—	—	2.125	4.25	4.00	1.845	2.78	0.500	—
405US	—	10.00	8.00	13.75	—	—	—	—	—	—	—	—	—
404T	—	10.00	8.00	12.25	—	—	2.875	7.25	7.00	2.450	5.65	0.750	3
405T	—	10.00	8.00	13.75	—	—	—	—	—	—	—	—	—
404TS	—	10.00	8.00	12.25	—	—	2.125	4.25	4.00	1.845	2.78	0.500	—
405TS	—	10.00	8.00	13.75	—	—	—	—	—	—	—	—	—
444U	22.00	11.00	9.00	14.50	7.50	0.81 hole	2.875	8.63	8.38	2.450	7.03	0.750	2-1/2
445U	—	11.00	9.00	16.50	—	—	—	—	—	—	—	—	—
444US	—	11.00	9.00	14.50	—	—	2.125	4.25	4.00	1.845	2.78	0.500	—
445US	—	11.00	9.00	16.50	—	—	—	—	—	—	—	—	—
444T	—	11.00	9.00	14.50	—	—	3.375	8.50	8.25	2.880	6.91	0.875	3
445T	—	11.00	9.00	16.50	—	—	—	—	—	—	—	—	—
447T	—	11.00	9.00	20.00	—	—	—	—	—	—	—	—	—
449T	—	11.00	9.00	25.00	—	—	—	—	—	—	—	—	—
444TS	—	11.00	9.00	14.50	—	—	2.375	4.75	4.50	2.021	3.03	0.625	—
445TS	—	11.00	9.00	16.50	—	—	—	—	—	—	—	—	—
447TS	—	11.00	9.00	20.00	—	—	—	—	—	—	—	—	—
449TS	—	11.00	9.00	25.00	—	—	—	—	—	—	—	—	—
5004	25.00	12.50	10.00	16.00	8.50	0.94 hole	3.875	11.63	11.25	3.309	10.00	1.000	—
5004G	—	12.50	10.00	—	—	—	3.500	10.50	10.19	3.007	9.00	0.875	—
5004S	—	12.50	10.00	—	—	—	2.875	5.75	5.50	2.450	4.13	0.750	—
5004SS	—	12.50	10.00	—	—	—	2.375	4.75	4.50	2.021	3.13	0.625	—
5006L	28.50	14.25	11.00	20.00	—	—	4.875	14.63	14.38	4.168	12.88	1.250	—
5006S	—	14.25	11.00	—	—	—	2.875	5.75	5.50	2.450	4.00	0.750	—
5006MS	—	14.25	11.00	—	—	—	3.375	6.75	6.50	2.880	5.00	0.875	—
5008	25.00	12.50	10.00	25.00	—	—	3.875	11.63	11.25	3.309	10.00	1.000	—
5008G	—	12.50	10.00	—	—	—	3.500	10.50	10.19	3.007	9.00	0.875	—
5008L	28.50	14.25	11.00	—	—	—	4.875	14.63	14.38	4.168	12.88	1.250	—
5008S	25.00 <sup>1</sup>	14.25	11.00	—	—	—	2.875	5.75	5.50	2.450	4.131	0.750	—
5008MS	28.50 <sup>2</sup>	14.25	11.00	—	—	—	—	—	—	—	4.00 <sup>2</sup>	—	—
5008SS	25.00 <sup>1</sup>	14.25	11.00	—	—	—	3.375	6.75	6.50	2.880	5.00	0.875	—
5008SS	28.50 <sup>2</sup>	14.25	11.00	—	—	—	2.375	4.75	4.50	2.021	3.13 <sup>1</sup>	0.625	—
5010L	28.50	14.25	11.00	32.00	—	—	4.875	14.63	14.38	4.168	12.88	1.250	—
5010S	—	14.25	11.00	—	—	—	2.875	5.75	5.50	2.450	4.00	0.750	—
5010MS	—	14.25	11.00	—	—	—	3.375	6.75	6.50	2.880	5.00	0.875	—
5010SS	—	14.25	11.00	—	—	—	2.375	4.75	4.50	2.021	3.00	0.625	—
5012L	—	14.25	11.00	40.00	—	—	4.875	14.63	14.38	4.168	12.88	1.250	—
5012S	—	14.25	11.00	—	—	—	2.875	5.75	5.50	2.450	4.00	0.750	—
5012MS	—	14.25	11.00	—	—	—	3.375	6.75	6.50	2.880	5.00	0.875	—
5012SS	—	14.25	11.00	—	—	—	2.375	4.75	4.50	2.021	3.00	0.625	—

1. Totally Enclosed Motors 2. Open Drip-Proof Motors

† All marks shown within this document are properties of their respective owners.

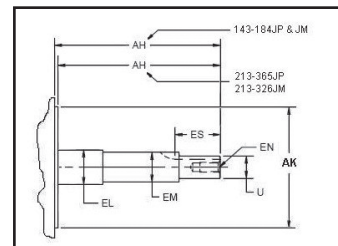




# NEMA Dimension Guide (continued)

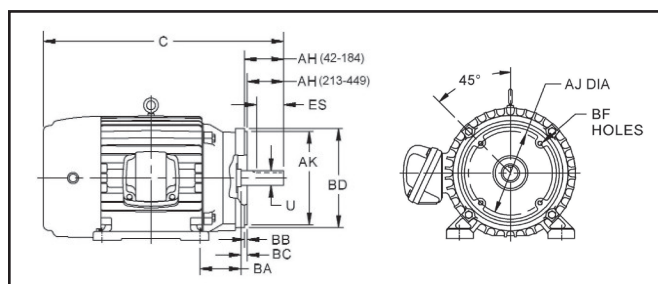
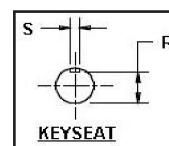
## JP Shaft

Frame	AH	U	EM	EL	EN	AK	Keyseat		
							R	ES Min.	S
143	7.313	0.8745	1.0000	1.156	3/8-16 x .75	4.500	0.771	1.65	0.188
145									
182	7.313	0.8745	1.0000	1.250	3/8-16 x .75	4.500	0.771	1.65	0.188
184									
213	8.125	1.2495	1.3750	1.750	3/8-16 x .75	8.500	1.112	1.65	0.250
215									
254	8.125	1.2495	1.3750	1.750	1/2-13 x 1.00	8.500	1.112	2.53	0.250
256									
284	8.125	1.2495	1.3750	1.750	1/2-13 x 1.00	12.500	1.112	2.53	0.250
286									
324	8.125	1.2495	1.3750	1.750	1/2-13 x 1.00	12.500	1.112	2.53	0.250
326									
364	8.125	1.6245	1.3750	1.750	1/2-13 x 1.00	12.500	1.416	2.53	0.250
365									



## JM Shaft

Frame	AH	U	EM	EL	EN	AK	Keyseat		
							R	ES Min.	S
143	4.250	0.8745	1.0000	1.156	3/8-16 x .75	4.500	0.771	1.65	0.188
145									
182	4.250	0.8745	1.0000	1.250	3/8-16 x .75	4.500	0.771	1.65	0.188
184									
213	4.250	0.8745	1.0000	1.250	3/8-16 x .75	8.500	0.771	1.65	0.188
215									
254	5.250	1.2495	1.3750	1.750	1/2-13 x 1.00	8.500	1.112	2.53	0.250
256									
284	5.250	1.2495	1.3750	1.750	1/2-13 x 1.00	12.500	1.112	2.53	0.250
286									
324	5.250	1.2495	1.3750	1.750	1/2-13 x 1.00	12.500	1.112	2.53	0.250
326									



Dimensions for  
Type C-Face AC Motors,  
Footed or Footless

Frame	AJ	AK	BA	BB Min.	BC	BD Max.	BF Hole			U	AH	Keyseat		
							Number	Tap Size	Bolt Penetration Allowance			R	ES Min.	S
42C	3.750	3.000	2.062	0.16	-0.19	5.00	4	1/4-20	0.188	0.375	1.312	0.328	—	flat
48C	3.750	3.000	2.50	0.16	-0.19	5.625	4	1/4-20	—	0.500	1.69	0.453	—	flat
56C	5.875	4.500	2.75	0.16	-0.19	6.50	4	3/8-16	—	0.625	2.06	0.515	1.41	0.188
143TC & 145TC	5.875	4.500	2.75	0.16	+0.12	6.50	4	3/8-16	—	0.875	2.12	0.771	1.41	0.188
182TC & 184TC	7.250	8.500	3.50	0.25	+0.12	9.00	4	1/2-13	0.56	1.125	2.62	0.986	1.78	0.250
182TCH & 184TCH	5.875	4.500	3.50	0.16	+0.12	6.50	4	3/8-16	0.75	1.125	2.62	0.986	1.78	0.250
213TC & 215TC	7.250	8.500	4.25	0.25	+0.25	9.00	4	1/2-13	0.56	1.375	3.12	1.201	2.41	0.312
254TC & 256TC	7.250	8.500	4.75	0.25	+0.25	10.00	4	1/2-13	0.75	1.625	3.75	1.416	2.91	0.375
284TC & 286TC	9.000	10.500	4.75	0.25	+0.25	11.25	4	1/2-13	0.75	1.875	4.38	1.591	3.28	0.500
284TSC & 286TSC	9.000	10.500	4.75	0.25	+0.25	11.25	4	1/2-13	0.75	1.625	3.00	1.416	1.91	0.375
324TC & 326TC	11.000	12.500	5.25	0.25	+0.25	14.00	4	5/8-11	0.94	2.125	5.00	1.845	3.91	0.500
324TSC & 326TSC	11.000	12.500	5.25	0.25	+0.25	14.00	4	5/8-11	0.94	1.875	3.50	1.591	2.03	0.500
364TC & 365TC	11.000	12.500	5.88	0.25	+0.25	14.00	4	5/8-11	0.94	2.375	5.62	2.021	4.28	0.625
364TSC & 365TSC	11.000	12.500	5.88	0.25	+0.25	14.00	8	5/8-11	0.94	1.875	3.50	1.591	2.03	0.500
404TC & 405TC	11.000	12.500	6.62	0.25	+0.25	15.50	8	5/8-11	0.94	2.875	7.00	2.450	5.65	0.750
404TSC & 405TSC	11.000	12.500	6.62	0.25	+0.25	15.50	8	5/8-11	0.94	2.125	4.00	1.845	2.78	0.500
444TC & 445TC	14.000	16.000	7.50	0.25	+0.25	18.00	8	5/8-11	0.94	3.375	8.25	2.880	6.91	0.875
444TSC & 445TSC	14.000	16.000	7.50	0.25	+0.25	18.00	8	5/8-11	0.94	2.375	4.50	2.021	3.03	0.625
447TC & 449TC	14.000	16.000	7.50	0.25	+0.25	18.00	8	5/8-11	0.94	3.375	8.25	2.880	6.91	0.875
447TSC & 449TSC	14.000	16.000	7.50	0.25	+0.25	18.00	8	5/8-11	0.94	2.375	4.50	2.021	3.03	0.625
5000 Frame Series	14.500	16.500	—	0.25	+0.25	18.00	4	5/8-11	0.94	—	—	—	—	—

† All marks shown within this document are properties of their respective owners.



# Index

## Sorted by Catalog Number

CATALOG#	LIST PRICE	PAGE#	CATALOG#	LIST PRICE	PAGE#	CATALOG#	LIST PRICE	PAGE#
1	\$11	62	1052	\$246	51	1527	\$219	12
3	\$14	63	1090	\$294	24, 45	1542C	\$168	52
4	\$14	63	1100	\$560	14	1631	\$196	43
5	\$14	63	1105	\$188	24	1645	\$263	15, 31
6	\$14	63	1123	\$257	35	1648	\$244	15, 31
7	\$14	63	1124	\$209	26, 43	1660	\$314	68
9	\$5	62	1125	\$289	15, 49	1675	\$168	24, 34
10	\$5	62	1127P	\$130	43	1676	\$281	24, 45
12	\$11	63	1128	\$376	15	1678	\$190	24, 45
13	\$16	62	1139	\$540	14	1679	\$205	25, 46
15	\$5	62	1145	\$185	58	1680	\$154	25
16	\$21	62	1146	\$170	58	1690	\$214	48
17	\$21	62	1152	\$199	47	1692	\$220	48
19	\$10	63	1176	\$291	8, 30	1693	\$225	48
20	\$10	63	1186	\$259	47	1694	\$235	48
21	\$94	62	1187	\$263	47	1695	\$240	48
25	\$20	62	1208	\$767	60	1696	\$250	48
26	\$10	63	1213	\$201	47	1697	\$255	48
27	\$18	63	1216	\$195	47	1699	\$265	48
28	\$10	63	1221P	\$262	43	1743	\$167	26, 35
30	\$14	63	1236	\$408	60	1769	\$476	55
31	\$14	63	1237	\$634	60	1775P	\$148	23, 31
32	\$14	63	1238	\$148	43	1779P	\$154	23, 31
34	\$14	63	1240	\$187	47	1786	\$389	52
35	\$14	63	1242	\$212	47	1789	\$404	52
37	\$14	63	1243	\$218	47	1790	\$317	55
38	\$14	63	1244	\$200	47	1810	\$404	51
43	\$12	63	1247	\$224	47	1811	\$409	51
44	\$14	63	1248	\$149	47	1813	\$450	41
46	\$14	63	1268	\$150	44	1814	\$508	41
51	\$12	63	1326	\$485	14, 39	1815	\$554	41
52	\$20	62	1333	\$239	43	1816	\$417	9, 39
55	\$25	62	1334	\$189	43	1817	\$389	39
180	\$251	55	1335	\$227	43	1818	\$411	39
298	\$299	55	1336	\$203	43	1818V	\$510	40
299	\$464	55	1337	\$149	43	1819	\$453	39
430	\$316	55	1338P	\$151	43	1819V	\$580	40
431	\$344	55	1339	\$158	43	1820	\$411	39
591	\$168	21	1340	\$172	43	1820V	\$530	40
600	\$236	48	1341	\$232	43	1821	\$458	39
601	\$218	48	1342	\$205	43	1821V	\$600	40
602	\$299	48	1374	\$250	24, 45	1822	\$500	39
644	\$250	15, 31	1390	\$160	12, 44	1822V	\$655	40
872	\$310	147	1391	\$163	12, 44	1824	\$235	47
1003RB	\$172	147	1410	\$245	9	1828	\$542	39
1004	\$145	147	1444	\$182	34	1828V	\$534	40
1004H	\$200	147	1468P	\$172	42	1829	\$696	39
1042	\$206	46	1469P	\$181	42	1830V	\$518	40
1043	\$282	46	1470P	\$183	42	1831V	\$660	40
1048	\$242	51	1471P	\$185	42	1832	\$481	53

\*List Price A Only. Refer to Ready Line™ Cooling Tower Duty Pages for additional pricing options.

† All marks shown within this document are properties of their respective owners.



# Index

## Sorted by Catalog Number

CATALOG#	LIST PRICE	PAGE#	CATALOG#	LIST PRICE	PAGE#	CATALOG#	LIST PRICE	PAGE#
1832V	\$545	40	1901	\$178	16, 30	2130	\$163	27
1833V	\$469	40	1917	\$415	61, 81	2131	\$163	27
1837	\$837	82	1924	\$489	61, 81	2132	\$182	27
1838	\$456	61, 81	1928	\$360	61, 81	2133	\$176	27
1842	\$446	61, 81	1931	\$384	61, 81	2134	\$182	27
1843	\$644	83	1932	\$214	61, 81	2135	\$182	27
1847	\$443	60	1933	\$405	61, 81	2166	\$198	20, 43
1848	\$372	81	1935	\$218	61, 81	2193	\$728	38
1850	\$295	59, 82	1937	\$463	61, 81	2201	\$413	38
1859	\$101	35	1940	\$344	61, 81	2202	\$404	38
1859H	\$115	33	1954	\$165	46	2203	\$455	38
1859PEP	\$140	32	1955	\$201	45, 46	2204	\$472	38
1860	\$105	35	1956	\$227	46	2243	\$124	30
1860H	\$113	33	1957	\$192	45, 46	2246	\$127	30
1860PEP	\$147	32	1958	\$176	45, 46	2249	\$126	30
1861	\$112	36	1959	\$180	45, 46	2250	\$128	30
1861H	\$119	33	1960	\$189	45, 46	2302	\$162	57
1861PEP	\$156	32	1961	\$185	45, 46	2319	\$190	57
1862	\$124	36	1962	\$201	45, 46	2387	\$536	23
1862H	\$133	33	1963	\$214	45, 46	2423	\$359	56
1862PEP	\$173	32	1964	\$218	45, 46	2553	\$401	26, 49
1863	\$112	48	1965	\$172	45, 46	2554	\$265	26
1864	\$115	48	1971	\$114	48	2574	\$360	56
1865	\$139	48	1972	\$118	48	2686	\$569	38
1868	\$153	36	1973	\$144	48	2695	\$323	52
1868H	\$162	33	1989P	\$201	13, 30	2762	\$225	148
1870	\$237	36	2097	\$124	57	2766	\$344	53
1870H	\$250	33	2102	\$46	27	2777	\$225	148
1871	\$149	35	2103	\$49	27	2817	\$273	43
1872	\$150	35	2108	\$51	27	2818	\$265	43
1872H	\$160	33	2109	\$56	27	2819	\$224	43
1873	\$164	35	2110	\$56	27	2820	\$244	43
1873H	\$172	33	2111	\$71	27	2827P	\$265	43
1874	\$164	35	2112	\$71	27	2867P	\$113	20, 50
1874H	\$173	33	2113	\$72	27	2887	\$305	52
1875	\$186	35	2114	\$72	27	2888	\$269	52
1875H	\$196	33	2115	\$49	27	2889	\$251	52
1876	\$108	35	2116	\$50	27	2896	\$609	38
1877	\$115	36	2117	\$50	27	2911	\$231	66
1878	\$127	36	2118	\$51	27	3033	\$143	8, 46
1879	\$156	36	2119	\$67	27	3034	\$169	8
1880	\$254	35	2120	\$67	27	3037	\$205	8
1881	\$333	35	2122	\$50	27	3042	\$239	25, 31
1882	\$385	36	2123	\$71	27	3053	\$327	66
1887	\$271	47	2124	\$158	27	3083	\$118	57
1888	\$358	34	2125	\$158	27	3097	\$148	34
1890	\$231	35	2126	\$163	27	3104	\$209	7
1891	\$263	36	2127	\$163	27	3105	\$211	7
1892	\$321	36	2128	\$158	27	3106	\$230	7
1893	\$389	55	2129	\$158	27	3108	\$327	7

† All marks shown within this document are properties of their respective owners.



# Index

## Sorted by Catalog Number

CATALOG#	LIST PRICE	PAGE#	CATALOG#	LIST PRICE	PAGE#	CATALOG#	LIST PRICE	PAGE#
3111	\$284	7	3736PEP	\$271	32	4750	\$235	58
3114	\$317	7	3737	\$269	36	4811	\$259	37
3120	\$223	7	3737H	\$282	33	4812	\$227	59
3121	\$382	7	3737PEP	\$308	32	4814	\$219	59
3122	\$406	7	3738	\$277	36	4815	\$208	59
3124	\$246	7	3738H	\$291	33	4816	\$230	59
3133	\$126	47	3738PEP	\$321	32	4856	\$259	51
3134	\$189	47	3742	\$319	36	4960	\$295	37
3135	\$145	47	3742H	\$327	33	4961	\$360	37
3136	\$158	47	3754	\$383	68	5108	\$206	25, 47
3187C	\$417	55	3768	\$655	78	5149	\$367	56
3196	\$133	57	3769	\$711	78	5345	\$267	37
3222	\$120	36	3783	\$205	50	5440H	\$142	4
3252	\$145	57	3784	\$218	50	5441H	\$144	4
3255	\$186	148	3785	\$214	50	5450	\$168	21, 35
3256	\$205	148	3786	\$231	50	5451	\$161	21
3257	\$208	148	3787	\$245	50	5454	\$135	21, 35
3258	\$377	148	3788	\$259	50	5455	\$144	22, 36
3259	\$231	148	3803	\$89	28	5456	\$167	22, 35
3260	\$319	148	3846	\$257	37	5457	\$177	22, 35
3261	\$350	148	3847	\$269	37	5459	\$178	22
3265	\$350	148	3848	\$280	37	5460	\$148	6, 48
3266	\$176	148	3851	\$104	34	5461	\$151	6, 48
3274	\$119	57	3852	\$121	34	5462	\$140	5, 36
3275	\$246	16, 49	3996	\$155	43	5462H	\$153	5
3303	\$245	9	4114	\$368	53	5463	\$272	22, 49
3306	\$420	66	4115	\$387	53	5464	\$182	5, 36
3323	\$124	36	4125	\$200	45, 46	5464H	\$186	5
3330	\$262	9	4126	\$162	45, 46	5465	\$177	5, 36
3340	\$340	9, 48	4127	\$206	45, 46	5465H	\$190	5
3360	\$212	9, 46	4128	\$221	45, 46	5469	\$218	6, 22, 48
3401	\$151	10, 35	4129	\$176	45, 46	5470	\$177	6, 48
3402	\$160	10, 35	4130	\$191	45, 46	5471	\$181	6, 48
3403	\$182	10	4131	\$199	45, 46	5480H	\$308	5
3404	\$201	10, 35	4136	\$212	45, 46	5481H	\$333	5
3405	\$185	10, 35	4137	\$186	45, 46	5482H	\$205	5
3484	\$148	21	4145	\$277	68	5489	\$428	38
3565	\$458	38	4149	\$347	68	5520ET	\$505	2
3566	\$516	38	4153	\$224	20, 59	5521ET	\$505	2
3567	\$563	38	4242	\$514	55	5522ET	\$525	2
3568	\$482	38	4253	\$280	53	5530ET	\$536	2
3580	\$328	57	4293	\$412	53	5531ET	\$536	2
3618	\$136	52	4293H	\$407	53	5532ET	\$558	2
3622	\$173	54	4670	\$277	15, 49	5540ET	\$595	2
3625	\$214	54	4740	\$143	58	5541ET	\$595	2
3627	\$219	52	4742	\$122	58	5542ET	\$619	2
3700	\$555	68	4745	\$167	58	5550ET	\$634	2
3705	\$816	68	4746	\$176	58	5551ET	\$634	2
3736	\$235	35	4748	\$209	58	5552ET	\$660	2
3736H	\$248	33	4749	\$218	58	5792C	\$289	53

† All marks shown within this document are properties of their respective owners.



# Index

## Sorted by Catalog Number

CATALOG#	LIST PRICE	PAGE#	CATALOG#	LIST PRICE	PAGE#	CATALOG#	LIST PRICE	PAGE#
5793C	\$309	53	6766	\$200	56	8460	\$516	41
5794C	\$400	53	6767	\$160	56	8461	\$762	41
5795C	\$482	53	6768	\$155	56	8488	\$501	41
5825	\$140	49	6769	\$185	56	8489	\$550	41
5826	\$141	49	6770	\$231	56	8490	\$609	41
5830	\$141	49	6771	\$241	56	8491	\$781	41
5831	\$145	49	6795	\$209	56	8493	\$699	41
5835	\$159	49	6796	\$268	56	8494	\$785	41
5836	\$160	49	6873	\$267	49	8496	\$377	41
5840	\$171	49	6880	\$113	34	8498	\$485	41
5841	\$183	49	6986	\$231	14	8505	\$192	52
5845	\$227	49	7025	\$349	37	8511	\$209	59
5846	\$239	49	7040	\$242	37	8523	\$199	47
5847	\$298	48	7041	\$358	37	8525	\$239	45
5866	\$112	57	7095	\$180	56	8537	\$144	21, 37
6001	\$202	147	7096	\$201	56	8558	\$222	25
6078	\$265	147	7097	\$192	56	8665	\$204	34
6079	\$220	147	7098	\$200	56	8666	\$242	34
6080	\$189	147	7099	\$231	56	8667	\$253	34
6124	\$242	13, 31	721P	\$257	42	8670	\$222	36
6127	\$264	13, 31	722P	\$249	42	8671	\$257	36
6128	\$263	13, 31	7232	\$268	14, 31	8673	\$214	35
6129	\$273	13, 31	7475	\$366	38	8674	\$242	35
6174	\$468	72	7913	\$504	16, 41	8675	\$253	36
6212	\$565	74, 145	7914	\$539	16, 41	8683	\$165	25
6292	\$303	68	7915	\$666	16, 41	8725	\$262	47
6296	\$551	68	7998	\$379	66	8726	\$271	47
6300	\$250	68	8000	\$127	52	8838	\$652	83
6305	\$338	68	8052	\$191	16, 50	8868	\$241	38
6306	\$406	68	8054	\$209	17, 37	8904	\$159	48
6309	\$353	68	8055	\$532	17, 38	8905	\$160	48
6310	\$472	68	8056	\$403	17, 49	8906	\$298	48
6311	\$448	68	8058	\$462	17, 39	8907	\$301	48
6313	\$403	68	8060	\$299	17	8944	\$412	49
6316	\$501	68	8064	\$249	17, 48	8945	\$472	49
6317	\$499	68	8066	\$225	20	8947	\$504	49
6326	\$246	59	8068	\$513	20, 34	8950	\$163	44
6328	\$301	59	8100	\$132	52	8951	\$149	44
6330	\$318	59	8101	\$887	82	8952	\$206	44
6335	\$267	69	8102	\$446	82	8955	\$136	44
6343	\$467	69	8200	\$158	52	8956	\$131	44
6349	\$419	69	8230	\$126	34	8987	\$492	39
6452	\$221	48	8231	\$343	8	8987V	\$635	40
6470	\$292	53	8233	\$313	8, 38	8994	\$260	148
6479	\$162	44	8330	\$241	23, 31	9034	\$205	51
6480	\$112	44	8331	\$257	23, 31	9035	\$223	51
6603	\$428	38	840CV	\$128	52	9036	\$227	51
6727	\$287	38	841CV	\$133	52	9377	\$222	50
6764	\$164	56	8431	\$428	38	9624	\$63	28
6765	\$167	56	8438	\$301	52	9628	\$64	28

COMMERCIAL DUTY PUMP  
CLOSE COUPLED PUMP  
FIRE PUMP  
RESIDENTIAL WATER SYSTEM PUMP  
KITS & ACCESSORIES  
TERMS & GUIDES  
MOTOR TERMINOLOGY  
NEMA DIMENSION GUIDE  
INDEX

† All marks shown within this document are properties of their respective owners.



# Index

## Sorted by Catalog Number

CATALOG#	LIST PRICE	PAGE#	CATALOG#	LIST PRICE	PAGE#	CATALOG#	LIST PRICE	PAGE#
9632	\$65	28	425855	\$342	168	70912	\$200	170
9641	\$68	28	425916	\$755	170	70913	\$280	170
9642	\$68	28	425917	\$343	170	70914	\$280	170
9648	\$80	28	425918	\$750	166	70915	\$492	170
9654	\$120	28	426051	\$375	167	70916	\$492	170
9656	\$112	3, 28	426052	\$475	168	885267	\$150	170
9657	\$176	28	427416	\$783	167	885268	\$162	170
9662	\$115	3, 28	427417	\$750	166	885269	\$193	170
9663	\$189	28	427418	\$783	167	885270	\$212	170
9664	\$111	3, 28	427503	\$1,583	167	885271	\$125	170
9735	\$141	23	427504	\$1,583	166, 167	885272	\$137	170
9993	\$208	20	427505	\$1,583	166, 167	885273	\$212	170
12160	\$124	47	427670	\$242	167	885274	\$330	170
179038	\$340	170	427671	\$267	168	885275	\$400	170
179039	\$460	170	427672	\$242	167	888910	\$150	166
179040	\$590	170	428973	\$417	167	888911	\$200	166
179112	\$1,180	170	428974	\$542	168	888912	\$200	166
181635	\$1,600	170	430512	\$200	167	888913	\$275	166
362108	\$100	169	430514	\$317	168	888914	\$320	166
362260	\$172	169	430515	\$400	168	888915	\$383	166
362842	\$120	167	430516	\$417	168	888916	\$233	168
362843	\$90	167	437235	\$650	168	888917	\$250	168
364963	\$1,806	171	437236	\$667	168	888918	\$333	168
364964	\$2,055	171	437237	\$850	168	888919	\$467	168
364966	\$1,806	171	437238	\$908	168	888920	\$583	168
364967	\$2,055	171	441494	\$915	172	888949	\$343	170
365033	\$110	167	441496	\$2,615	172	888950	\$833	170
365035	\$192	169	447733	\$1,687	173	888953	\$1,223	170
365568	\$160	167	474394	\$1,658	168	888954	\$1,355	170
369268	\$175	168	474395	\$1,658	168	895632	\$917	166
369269	\$208	168	472131	\$233	169	895716	\$233	170
370421	\$333	167	476030	\$1,658	168	958191	\$691	171
370422	\$222	169	498926	\$1,375	170	958192	\$1,086	171
374790	\$60	167	620280	\$750	173	958193	\$1,086	171
375604	\$85	172	620281	\$867	173	958194	\$984	171
386760	\$217	166	620282	\$933	173	958195	\$984	171
386781	\$258	168	620283	\$983	173	964220	\$441	171
395393	\$917	166	620284	\$1,033	173	964221	\$441	171
398251	\$2,212	173	620285	\$1,167	173	964222	\$607	171
412700	\$1,106	172	620286	\$1,217	173	964223	\$510	171
412701	\$1,211	172	620287	\$1,300	173	964224	\$510	171
412702	\$1,246	172	620288	\$1,417	173	964225	\$607	171
412703	\$1,281	172	620289	\$1,550	173	964226	\$510	171
412704	\$1,664	172	620290	\$1,550	173	964227	\$984	171
412705	\$1,862	172	646588	\$1,250	173	964252	\$1,017	171
416476	\$417	170	646589	\$1,317	168	964723	\$2,282	173
416477	\$243	170	646590	\$1,317	168	966090	\$2,425	172
416478	\$550	166	646591	\$1,250	167	967059	\$150	169
424742	\$583	167	646592	\$1,250	166, 167	967060	\$250	169
425854	\$292	167	70911	\$200	170	967061	\$275	169

† All marks shown within this document are properties of their respective owners.



# Index

## Sorted by Catalog Number

CATALOG#	LIST PRICE	PAGE#	CATALOG#	LIST PRICE	PAGE#	CATALOG#	LIST PRICE	PAGE#
967062	\$333	169	D10P3D	\$2,360	88	D13CA2JH9	\$296	68
967063	\$517	169	D10P3G	\$2,360	88	D13CA3J9	\$420	68
967064	\$700	169	D10P3H	\$2,360	88	D13S1A	\$352	86
967065	\$1,133	169	D10V1B	\$1,854	112	D13S2A	\$297	86
967066	\$1,583	169	D10V2B	\$1,814	112	D13S2A9	\$327	93
967067	\$1,800	169	D10V3B	\$2,734	112	D14B2N49	\$143	66
969573	\$100	169	D125E4F	\$18,979	90	D14B2N4Z	\$119	66
969574	\$172	169	D125E4G	\$18,979	90	D14B2NZA9	\$172	66
969575	\$192	169	D125P1FS	\$10,889	90	D14B3N9	\$326	66
969578	\$267	169	D125P1GS	\$10,889	90	D14S2D4	\$344	86
969579	\$300	169	D125P2F	\$11,254	90	D150E4F	\$21,413	91
2001456	\$1,450	173	D125P2FS	\$11,254	90	D150E4G	\$21,413	91
CA3406	\$219	10	D125P2G	\$11,254	90	D150P1FS	\$13,432	91
CA3407	\$179	11	D125P2GS	\$11,254	90	D150P1GS	\$13,432	91
CA3408	\$201	11	D125P3F	\$13,882	90	D150P2F	\$12,502	91
CA3409	\$270	11	D125P3G	\$13,882	90	D150P2FS	\$12,502	91
CA3410	\$239	11	D125V1CS	\$14,150	113	D150P2G	\$12,502	91
CA3411	\$150	11	D125V2C	\$12,231	113	D150P2GS	\$12,502	91
CA3412	\$196	11	D125V3C	\$19,813	113	D150P3F	\$16,349	91
CA3413	\$279	12	D12B2N4	\$234	66	D150V1BS	\$17,212	113
CA3414	\$300	12	D12B2N49	\$269	66	D150V2C	\$17,276	113
CA3415	\$340	12	D12B2NA9	\$241	66	D150V3C	\$21,964	113
D100E4E	\$18,278	90	D12B2NZA9	\$222	66	D15E4D	\$4,053	88
D100E4G	\$18,278	90	D12C2J	\$383	69	D15E4G	\$4,053	88
D100P1ES	\$8,853	90	D12C2J4	\$376	69	D15E4H	\$4,053	88
D100P1GS	\$8,853	90	D12C2J49	\$227	68	D15P1D	\$2,133	88
D100P2E	\$9,175	90	D12C2J9	\$288	68	D15P1DC	\$2,287	92, 143
D100P2ES	\$9,175	90	D12C2JC	\$454	71	D15P1G	\$2,133	88
D100P2FS	\$9,175	90	D12C2JCR	\$398	71	D15P1H	\$2,133	88
D100P2G	\$9,175	90	D12CA2J	\$389	69	D15P2D	\$2,158	88
D100P2GS	\$9,175	90	D12CA2J49	\$264	68	D15P2DC	\$2,367	92
D100P3C	\$11,829	90	D12CA2JH9	\$303	68	D15P2G	\$2,158	88
D100P3E	\$11,829	90	D12CA3J9	\$548	68	D15P2H	\$2,158	88
D100P3G	\$11,829	90	D12CM2J	\$406	69	D15P3D	\$3,184	88
D100V1BS	\$11,372	113	D12S1D4	\$370	86	D15P3G	\$3,184	88
D100V2B	\$9,991	113	D12S2A	\$366	86	D15P3H	\$3,184	88
D100V3C	\$16,135	113	D12S2A9	\$325	93	D15V1B	\$2,345	112
D10C1K21	\$2,287	70	D12S3A	\$548	86	D15V2B	\$2,408	112
D10C2K21	\$1,794	70	D13B10N49	\$229	66	D15V3B	\$3,520	112
D10E4D	\$3,084	88	D13B2K4A9	\$167	66	D16B3N4Z9	\$274	66
D10E4G	\$3,084	88	D13B2N4A	\$146	66	D1C1J	\$427	69
D10E4H	\$3,084	88	D13B2N4A9	\$152	66	D1C1J9	\$380	68
D10P1D	\$1,500	88	D13B2N4Z	\$122	66	D1C2J14	\$476	69
D10P1DC	\$1,649	143	D13B2N4Z9	\$207	66	D1C2JCR	\$530	71
D10P1G	\$1,500	88	D13B2NZA9	\$172	66	D1C2JH	\$529	69
D10P1H	\$1,500	88	D13B3P9	\$379	66	D1C2JH9	\$389	68
D10P2D	\$1,523	88	D13BA2N4A	\$195	66	D1C2P18Z	\$843	69
D10P2DC	\$1,677	92, 143	D13C2J4	\$316	69	D1C3JH	\$653	69
D10P2G	\$1,523	88	D13C2JCR	\$339	71	D1CA1J9	\$384	68
D10P2H	\$1,523	88	D13CA1J49	\$281	68	D1CA2J14	\$515	69

† All marks shown within this document are properties of their respective owners.



COMMERCIAL  
DUTY PUMP

CLOSE COUPLED  
PUMP

FIRE PUMP

RESIDENTIAL  
WATER SYSTEM  
PUMP

KITS &  
ACCESSORIES

TERMS &  
GUIDES

MOTOR  
TERMINOLOGY

NEMA DIMENSION  
GUIDE

INDEX

# Index

## Sorted by Catalog Number

CATALOG#	LIST PRICE	PAGE#
D1CA2JH	\$537	69
D1CA2JH9	\$515	68
D1CA3JH9	\$703	68
D1CM1J	\$448	69
D1CM2J14	\$538	69
D1CM2JH	\$538	69
D1E2DHZ	\$450	86
D1E4D	\$762	86
D1P2D	\$644	86
D1P2G	\$644	86
D1P2H	\$644	86
D1P3D	\$756	86
D1P3G	\$756	86
D1P3H	\$756	86
D1S1A	\$376	86
D1S2AH	\$394	86
D1S2AH9	\$394	93
D1S2AHC	\$353	92, 93, 143
D1V2B	\$688	112
D1V3B	\$887	112
D200E4F	\$21,779	91
D200E4G	\$21,779	91
D200P1FS	\$15,223	91
D200P1GS	\$15,223	91
D200P2F	\$15,624	91
D200P2FS	\$15,624	91
D200P2G	\$15,624	91
D200P2GS	\$15,624	91
D200P3F	\$21,492	91
D200P3G	\$21,492	91
D200V1CS	\$26,152	113
D200V2C	\$22,322	113
D200V3C	\$27,556	113
D20E4D	\$4,796	88
D20E4G	\$4,796	88
D20E4H	\$4,796	88
D20P1D	\$2,506	88
D20P1DC	\$2,707	144
D20P1G	\$2,506	88
D20P1H	\$2,506	88
D20P2D	\$2,711	88
D20P2DC	\$2,921	92, 144
D20P2G	\$2,711	88
D20P2H	\$2,711	88
D20P3D	\$3,878	88
D20P3G	\$3,878	88
D20P3H	\$3,878	88
D20V1B	\$2,770	112
D20V2B	\$2,940	112
D20V3B	\$4,317	112

CATALOG#	LIST PRICE	PAGE#
D250E1FS	\$16,053	91
D250E2F	\$15,982	91
D250E2FS	\$15,982	91
D250E2G	\$15,982	91
D250E2GS	\$15,982	91
D250P1FS	\$25,637	91
D250P1GS	\$25,637	91
D250P2F	\$17,666	91
D250P2FS	\$17,666	91
D250P2G	\$17,666	91
D250P2GS	\$17,666	91
D250P3F	\$24,438	91
D250P3G	\$24,438	91
D250V1CS	\$31,837	113
D250V2C	\$32,263	113
D25E4D	\$5,681	89
D25E4G	\$5,681	89
D25E4H	\$5,681	89
D25P1D	\$3,010	88
D25P1DC	\$3,219	92, 144
D25P1G	\$3,010	88
D25P1H	\$3,010	88
D25P2CS	\$3,306	89
D25P2D	\$3,306	88
D25P2DC	\$3,638	92, 144
D25P2DS	\$3,306	88
D25P2G	\$3,306	88
D25P2GS	\$3,306	89
D25P2H	\$3,306	88
D25P2HS	\$3,306	88
D25P3D	\$4,684	89
D25P3G	\$4,684	89
D25P3H	\$4,684	89
D25V1B	\$3,379	112
D25V2B	\$3,417	112
D25V3B	\$5,125	112
D2C1J14	\$714	69
D2C1JH	\$620	69
D2C2J14	\$762	70
D2C2JHC	\$782	71, 146
D2C2P18	\$728	70
D2C2P21Z	\$1,212	70
D2CA2J14	\$792	70
D2CA2JCR	\$831	71, 146
D2CA2JH	\$790	70
D2CM1JH	\$689	69
D2CM2J14	\$815	70
D2CM2JH	\$815	70
D2E2DHZ	\$515	87
D2E4D	\$1,243	87

CATALOG#	LIST PRICE	PAGE#
D2E4G	\$1,243	87
D2E4H	\$1,243	87
D2P1D	\$744	86
D2P1G	\$744	86
D2P1H	\$744	86
D2P2B2	\$722	87
D2P2D	\$722	87
D2P2G	\$722	87
D2P2H	\$722	86
D2P2H2	\$722	87
D2P3D	\$904	87
D2P3G	\$904	87
D2P3H	\$904	87
D2S1AH	\$596	86
D2S1AHC	\$710	92, 93, 143
D2S2ACR	\$541	143
D2S2AH	\$485	87
D2V1B	\$887	112
D2V2B	\$829	112
D2V3B	\$1,249	112
D300E1FS	\$25,097	91
D300E2F	\$20,948	91
D300E2FS	\$20,948	91
D300E2GS	\$20,948	91
D30E4E	\$6,297	89
D30E4G	\$6,297	89
D30P1DS	\$3,551	89
D30P1GS	\$3,551	89
D30P1HS	\$3,551	89
D30P2D	\$3,615	89
D30P2DC	\$3,935	144
D30P2DS	\$3,615	89
D30P2G	\$3,615	89
D30P2GS	\$3,615	89
D30P2H	\$3,615	89
D30P2HS	\$3,615	89
D30P3D	\$4,886	89
D30P3G	\$4,886	89
D30P3H	\$4,886	89
D30V1BS	\$4,030	112
D30V2B	\$3,971	112
D30V3B	\$5,862	112
D32C1J14	\$474	69
D32C1JH	\$474	69
D32C1JHC	\$508	71
D32C2J14	\$632	69
D32C2J149	\$566	68
D32C2J14C	\$670	71
D32C2JCR	\$555	71
D32C2JH	\$689	69

† All marks shown within this document are properties of their respective owners.





# Index

## Sorted by Catalog Number

CATALOG#	LIST PRICE	PAGE#	CATALOG#	LIST PRICE	PAGE#	CATALOG#	LIST PRICE	PAGE#
D32C2P18Z	\$955	69	D3C2P18	\$918	70	D50P2H	\$5,206	89
D32CA1JH9	\$510	68	D3CM1K	\$817	70	D50P2HS	\$5,206	89
D32CA2JCR	\$594	71, 146	D3E2DHZ	\$722	87	D50P3E	\$8,428	89
D32CA2JH	\$638	69	D3E4D	\$1,594	87	D50P3G	\$8,428	89
D32CA2JH9	\$630	68	D3E4G	\$1,594	87	D50V1BS	\$5,913	113
D32CM1JH	\$543	69	D3E4H	\$1,594	87	D50V2B	\$5,556	113
D32CM2J14	\$630	69	D3P1D	\$756	87	D50V3B	\$9,709	113
D32CM2JH	\$653	69	D3P1G	\$756	87	D5C1K18	\$1,011	70
D32E4D	\$925	86	D3P1H	\$756	87	D5C2K18	\$1,389	70
D32E4G	\$925	86	D3P2D	\$779	87	D5C2K21	\$1,394	70
D32E4H	\$925	86	D3P2G	\$779	87	D5C2K21Z	\$2,028	70
D32P1D	\$635	86	D3P2H	\$779	87	D5CM1K14	\$866	78
D32P1G	\$635	86	D3P3D	\$1,151	87	D5E4D	\$2,044	87
D32P2B2	\$885	86	D3P3G	\$1,151	87	D5E4G	\$2,044	87
D32P2D	\$675	86	D3P3H	\$1,151	87	D5E4H	\$2,044	87
D32P2D2	\$675	86	D3V1B	\$978	112	D5P1D	\$826	87
D32P2G	\$675	86	D3V2B	\$885	112	D5P1DC	\$975	143
D32P2H	\$675	86	D3V3B	\$1,568	112	D5P1G	\$826	87
D32P3D	\$885	86	D400E1FS	\$33,700	91	D5P1H	\$826	87
D32P3G	\$885	86	D400E2F	\$30,802	91	D5P2D	\$854	87
D32S1AHC	\$541	92, 93, 143	D40E4E	\$7,800	89	D5P2DC	\$1,008	92, 143
D32S2ACR	\$482	92, 93, 143	D40E4G	\$7,800	89	D5P2G	\$854	87
D32S2AH9	\$412	93	D40P1DS	\$4,580	89	D5P2H	\$854	87
D32SA1AH9	\$541	93	D40P1DSC	\$4,912	92, 144	D5P3D	\$1,510	87
D32V1B	\$752	112	D40P1GS	\$4,580	89	D5P3G	\$1,510	87
D32V2B	\$752	112	D40P1HS	\$4,580	89	D5P3H	\$1,510	87
D32V3B	\$972	112	D40P2D	\$4,716	89	D5V1B	\$1,075	112
D34B2N9	\$295	66	D40P2DC	\$5,175	144	D5V2B	\$1,075	112
D34C1J	\$319	69	D40P2DS	\$4,716	89	D5V3B	\$1,958	112
D34C2J	\$471	69	D40P2G	\$4,716	89	D60E4E	\$10,775	90
D34C2J9	\$327	68	D40P2GS	\$4,716	89	D60E4G	\$10,775	90
D34C2JC	\$554	71	D40P2H	\$4,716	89	D60P1DS	\$6,311	90
D34C3JH	\$597	69	D40P2HS	\$4,716	89	D60P1DSC	\$6,788	92, 144
D34CA1J9	\$272	68	D40P3E	\$6,963	89	D60P1GS	\$6,311	90
D34CA2J	\$482	69	D40P3G	\$6,963	89	D60P1HS	\$6,311	90
D34CA2JCR	\$552	71, 146	D40V1BS	\$4,977	112	D60P2E	\$6,554	90
D34CA2JH9	\$347	68	D40V2B	\$4,766	112	D60P2ES	\$6,554	90
D34CA3J9	\$655	68	D40V3B	\$8,314	112	D60P2FS	\$6,554	90
D34CM1J	\$396	69	D50E4E	\$9,293	90	D60P2G	\$6,554	90
D34CM2J	\$510	69	D50E4G	\$9,293	90	D60P2GS	\$6,554	90
D34S1B	\$444	86	D50P1DS	\$4,989	89	D60P3E	\$10,488	90
D34S2A	\$373	86	D50P1DSC	\$5,466	92, 144	D60V1BS	\$6,724	113
D34S2A9	\$345	93	D50P1GS	\$4,989	89	D60V2B	\$6,810	113
D34S2ACR	\$366	92, 93, 143	D50P1HS	\$4,989	89	D60V3B	\$11,328	113
D34S3AH	\$560	86	D50P2D	\$5,206	89	D75E4E	\$12,961	90
D34S3DCR	\$704	92, 93, 143	D50P2DC	\$5,684	92, 144	D75E4G	\$12,961	90
D350E1FS	\$28,725	91	D50P2DS	\$5,206	89	D75P1ES	\$8,282	90
D350E2F	\$28,380	91	D50P2FS	\$5,206	89	D75P1GS	\$8,282	90
D350E2FS	\$28,380	91	D50P2G	\$5,206	89	D75P2E	\$8,045	90
D3C1P18	\$982	70	D50P2GS	\$5,206	89	D75P2ES	\$8,045	90

† All marks shown within this document are properties of their respective owners.



# Index

## Sorted by Catalog Number

CATALOG#	LIST PRICE	PAGE#	CATALOG#	LIST PRICE	PAGE#	CATALOG#	LIST PRICE	PAGE#
D75P2FS	\$8,045	90	DJ1E2DP	\$455	155	DJ3E1DP	\$550	155
D75P2G	\$8,045	90	DJ1P2DM	\$494	153	DJ3E2DM	\$567	154
D75P2GS	\$8,045	90	DJ1P2HM	\$494	153	DJ3E2DP	\$567	155
D75P3E	\$11,678	90	DJ1P3DM	\$588	153	DJ3P1DM	\$621	153
D75P3G	\$11,678	90	DJ20E1DM	\$1,611	154	DJ3P2DM	\$643	153
D75V1BS	\$8,660	113	DJ20E1DP	\$1,611	155	DJ3P2HM	\$643	153
D75V2B	\$8,011	113	DJ20E1GM	\$1,611	154	DJ3P3DM	\$959	153
D75V3B	\$13,029	113	DJ20E1GP	\$1,611	155	DJ40E1DM	\$3,512	154
D7C1K21	\$1,265	70	DJ20E2DM	\$1,579	154	DJ40E1DP	\$3,512	155
D7C2K21	\$1,596	70	DJ20E2DP	\$1,579	155	DJ40E1GM	\$3,512	154
D7E4D	\$2,600	88	DJ20P1DP	\$1,874	153	DJ40E1GP	\$3,512	155
D7E4G	\$2,600	88	DJ20P1HP	\$1,874	153	DJ40E2DP	\$3,597	155
D7E4H	\$2,600	88	DJ20P2DP	\$1,970	153	DJ40E2EM	\$3,597	154
D7P1D	\$1,313	87	DJ20P2HP	\$1,970	153	DJ50E1EM	\$4,829	154
D7P1DC	\$1,467	92, 143	DJ25E1DM	\$2,094	154	DJ50E1EP	\$4,829	155
D7P1G	\$1,313	87	DJ25E1DP	\$2,094	155	DJ50E2EM	\$4,137	154
D7P1H	\$1,313	87	DJ25E2DM	\$2,406	154	DJ50E2EP	\$4,137	155
D7P2D	\$1,255	87	DJ25E2DP	\$2,406	155	DJ5C1K18M	\$945	157
D7P2DC	\$1,410	92, 143	DJ25E2GP	\$2,406	155	DJ5C1K18P	\$945	157
D7P2G	\$1,255	87	DJ25P1DP	\$2,567	153	DJ5C2K18M	\$904	157
D7P2H	\$1,255	87	DJ25P1HP	\$2,567	153	DJ5C2K18P	\$904	157
D7P3D	\$1,814	87	DJ25P2DP	\$2,953	153	DJ5C2K21M	\$1,087	157
D7P3G	\$1,814	87	DJ25P2HP	\$2,953	153	DJ5C2K21P	\$1,087	157
D7P3H	\$1,814	87	DJ2C2P18M	\$711	157	DJ5E1DM	\$718	154
D7V1B	\$1,562	112	DJ2C2P18P	\$711	157	DJ5E1DP	\$718	155
D7V2B	\$1,500	112	DJ2E1DM	\$524	154	DJ5E1GM	\$718	154
D7V3B	\$2,339	112	DJ2E1DP	\$524	155	DJ5E2DM	\$665	154
DJ10C1K21M	\$1,601	157	DJ2E2DM	\$482	154	DJ5E2DP	\$665	155
DJ10C1K21P	\$1,601	157	DJ2E2DP	\$482	155	DJ5E2GM	\$665	154
DJ10C2K21M	\$1,476	157	DJ2E2GM	\$482	154	DJ5P1DM	\$820	153
DJ10C2K21P	\$1,476	157	DJ2P2DM	\$560	153	DJ5P1HM	\$820	153
DJ10E1DM	\$1,076	154	DJ2P2HM	\$560	153	DJ5P2DM	\$785	153
DJ10E1DP	\$1,076	155	DJ2P3DM	\$710	153	DJ5P2HM	\$785	153
DJ10E1GM	\$1,076	154	DJ30E1DM	\$3,193	154	DJ5P3DM	\$1,399	153
DJ10E2DM	\$1,036	154	DJ30E1DP	\$3,193	155	DJ60E1EM	\$5,553	154
DJ10E2DP	\$1,036	155	DJ30E2DM	\$2,767	154	DJ60E1EP	\$5,553	155
DJ10P1DM	\$1,237	153	DJ30E2DP	\$2,767	155	DJ7C1K21M	\$1,364	157
DJ10P1HM	\$1,237	153	DJ32E1DM	\$491	154	DJ7C1K21P	\$1,364	157
DJ10P2DM	\$1,223	153	DJ32E1DP	\$491	155	DJ7C2K21M	\$1,161	157
DJ10P2HM	\$1,223	153	DJ32E2DM	\$468	154	DJ7C2K21P	\$1,161	157
DJ10P3DP	\$1,905	153	DJ32E2DP	\$468	155	DJ7E1DM	\$772	154
DJ15E1DM	\$1,264	154	DJ32P2DM	\$524	153	DJ7E1DP	\$772	155
DJ15E1DP	\$1,264	155	DJ32P2HM	\$524	153	DJ7E1GM	\$772	154
DJ15E2DM	\$1,372	154	DJ32P3DM	\$697	153	DJ7E2DM	\$882	154
DJ15E2DP	\$1,372	155	DJ34P3DM	\$553	153	DJ7E2DP	\$882	155
DJ15P1DP	\$1,594	153	DJ3C1P18M	\$786	157	DJ7E2GM	\$882	154
DJ15P1HP	\$1,594	153	DJ3C1P18P	\$786	157	DJ7P1DM	\$1,028	153
DJ15P2DP	\$1,712	153	DJ3C2P18M	\$716	157	DJ7P2DM	\$1,042	153
DJ15P2HP	\$1,712	153	DJ3C2P18P	\$716	157	DJ7P2HM	\$1,042	153
DJ1E2DM	\$455	154	DJ3E1DM	\$550	154	DJ7P3DP	\$1,514	153

† All marks shown within this document are properties of their respective owners.



# Index

## Sorted by Catalog Number

CATALOG#	LIST PRICE	PAGE#	CATALOG#	LIST PRICE	PAGE#	CATALOG#	LIST PRICE	PAGE#
EC01	\$332	75, 145	EE733-5	\$719	143	FD14AA2K4Z	\$408	84
EC03	\$358	75, 145	EE733B	\$715	143	FD14BM2PZY	\$403	83
EC0332B	\$214	71, 146	EE734	\$780	143	FD18BM2PZY	\$381	83
EC03B	\$363	74, 145	EE734-5	\$790	143	FD1AA4KCR	\$551	82
EC0502	\$280	71, 146	EE734B	\$785	143	FD1CA1PZ	\$423	80
EC0504	\$453	71, 146	EE736	\$775	92, 93, 143	FD1CA2J	\$552	84
EC0504B	\$456	71, 146	EJM104B	\$498	157	FD1CA2J9	\$566	84
EC06	\$448	75, 145	EJM154B	\$589	157	FD1CM2P14	\$684	79
EC0752	\$350	71, 146	EJM202B	\$656	157	FD1CM2PCR	\$493	79
EC09B	\$508	74, 145	EJM302B	\$647	157	FD1CM2PZ	\$439	79
EC1002	\$404	71, 146	EJM502B	\$747	157	FD1SA2D	\$415	84
EC1004B	\$615	71, 146	EU01	\$341	145	FD1SM2DZYR	\$549	83
EC10B	\$623	74, 145	EU03	\$368	145	FD2CA1P14	\$686	80
EC11B	\$650	74, 145	EU0332	\$214	146	FD2CM2P18	\$779	79
EC12B	\$729	74, 145	EU05	\$458	145	FD2CM2PHZ	\$639	79
EC13	\$815	75, 145	EU0502	\$285	146	FD32CA1P14	\$582	80
EC13B	\$780	74, 145	EU0502B	\$290	146	FD32CA2P	\$653	84
EC1502	\$490	71, 146	EU07	\$511	145	FD32CM2P14	\$473	79
EC2002	\$618	71, 146	EU0752	\$355	146	FD32CM2PCR	\$589	79
EC2002B	\$620	71, 146	EU0752B	\$359	146	FD32CM2PHZY	\$814	83
EC3002	\$700	71, 146	EU09	\$655	145	FD32CM2PZ	\$468	79
EE283	\$312	140	EU1002	\$409	146	FD32SA2D	\$453	84
EE283B	\$312	140	EU1002B	\$413	146	FD32SM2DZYR	\$633	83
EE446	\$449	143	EU11	\$825	145	FD34BA2P	\$481	84
EE446B	\$454	143	EU12	\$894	145	FD34CA1PZ	\$356	80
EE506	\$469	143	EU1502	\$494	146	FD34CM2P	\$384	79
EE506B	\$474	143	EU1502B	\$501	146	FD34CM2PCR	\$437	79
EE508	\$444	92, 93, 143	EU2002	\$619	146	FD34CM2PZY	\$568	83
EE511	\$464	92, 93, 143	EU2002B	\$626	146	FD34CM2PZYR	\$590	83
EE511B	\$469	92, 93, 143	EU3002	\$705	146	FD34SM2DZYR	\$526	83
EE515	\$371	140	EU3002B	\$710	146	FD3CA1K14	\$719	80
EE515B	\$371	140	FD10CM1K21Z	\$1,859	80	FD3CM2K18	\$1,045	79
EE516	\$418	140	FD10CM2K21	\$2,380	79	FD5CM1K18Z	\$1,160	80
EE516-5	\$423	140	FD12AA4P	\$587	82	FD5CM2K18	\$1,307	79
EE516B	\$418	140	FD12AA4P4ZS	\$308	82	FD5CM2K21	\$1,442	79
EE607	\$541	143	FD12AM2P4ZRS	\$487	84	FD7CM1K18Z	\$1,240	80
EE607B	\$546	143	FD12BA2P	\$406	84	FD7CM2K21	\$1,937	79
EE609	\$537	92, 93, 143	FD12BA2P9	\$417	84	FDU10CM2K21	\$2,511	78
EE612	\$705	92, 93, 143	FD12CA2P	\$432	84	FDU10CM2K21C	\$2,887	78
EE661	\$505	141	FD12CM2P	\$324	79	FDU2CM2P18Z	\$823	78
EE661B	\$505	141	FD12CM2PCR	\$360	79	FDU32CM2P14	\$521	78
EE684	\$461	141	FD12CM2PZY	\$515	83	FDU3CM2K18	\$1,101	78
EE706	\$585	141	FD12CM2PZYR	\$350	83	FDU3CM2K18C	\$1,262	78
EE706-5	\$590	141	FD12SA2D	\$336	84	FDU5CM2K18	\$1,378	78
EE706B	\$585	141	FD12SM2DZYR	\$467	83	FDU5CM2K18C	\$1,587	78
EE707	\$674	141	FD13BA2P	\$375	84	FDU5CM2K21Z	\$1,524	78
EE707-5	\$679	141	FD13BM2PZYR	\$313	83	FDU7CM2K21C	\$2,349	78
EE707B	\$674	141	FD13CM2P	\$278	79	FDU7CM2K21Z	\$2,044	78
EE708	\$705	92, 93	FD13CM2PCR	\$360	79	FF100E1BS	\$8,109	161
EE733	\$710	143	FD13SM2DZYR	\$424	83	FF100E1EV	\$10,828	162

† All marks shown within this document are properties of their respective owners.



COMMERCIAL DUTY PUMP  
CLOSE COUPLED PUMP  
FIRE PUMP  
RESIDENTIAL WATER SYSTEM PUMP  
KITS & ACCESSORIES  
TERMS & GUIDES  
MOTOR TERMINOLOGY  
NEMA DIMENSION GUIDE  
INDEX

# Index

## Sorted by Catalog Number

CATALOG#	LIST PRICE	PAGE#	CATALOG#	LIST PRICE	PAGE#	CATALOG#	LIST PRICE	PAGE#
FF100E1GS	\$8,109	161	FF30E1XS	\$3,276	160	H100P2G	\$11,329	107
FF100E1GV	\$10,828	162	FF30E1XV	\$4,150	162	H100P2GS	\$11,329	107
FF100E1XS	\$8,109	161	FF30E2AS	\$3,006	160	H100P2H	\$11,329	107
FF100E1XV	\$10,828	162	FF30E2GS	\$3,006	160	H100P2HS	\$11,329	107
FF100E2BS	\$7,440	161	FF30E2XS	\$3,006	160	H100P3E	\$16,718	107
FF100E2GS	\$7,440	161	FF40E1AS	\$4,066	160	H100P3G	\$16,718	107
FF100E2XS	\$7,440	161	FF40E1DV	\$4,566	162	H100V1BS	\$16,890	110
FF10E1DV	\$1,432	162	FF40E1GS	\$4,066	160	H100V2B	\$16,081	110
FF10E1XV	\$1,432	162	FF40E1GV	\$4,566	162	H100V3C	\$22,804	110
FF125E1CS	\$9,324	161	FF40E1XS	\$4,066	160	H10E4E	\$3,693	104
FF125E1GS	\$9,324	161	FF40E1XV	\$4,566	162	H10E4G	\$3,693	104
FF125E2CS	\$8,554	161	FF40E2AS	\$3,730	160	H10P1D	\$1,397	104
FF125E2GS	\$8,554	161	FF40E2GS	\$3,730	160	H10P1G	\$1,397	104
FF150E1CS	\$12,068	161	FF40E2XS	\$3,730	160	H10P1H	\$1,397	104
FF150E1GS	\$12,068	161	FF50E1AS	\$4,905	160	H10P2D	\$1,302	104
FF150E2CS	\$11,072	161	FF50E1DV	\$6,278	162	H10P2G	\$1,302	104
FF150E2GS	\$11,072	161	FF50E1GS	\$4,905	160	H10P2H	\$1,302	104
FF15E1DV	\$1,642	162	FF50E1GV	\$6,278	162	H10P3D	\$2,390	104
FF15E1GV	\$1,642	162	FF50E1XS	\$4,905	160	H10P3G	\$2,390	104
FF15E1XV	\$1,642	162	FF50E1XV	\$6,278	162	H10P3H	\$2,390	104
FF200E1CS	\$14,082	161	FF50E2AS	\$4,501	160	H10T2B	\$3,260	111
FF200E1GS	\$14,082	161	FF50E2GS	\$4,501	160	H10V1B	\$2,144	109
FF200E2CS	\$12,919	161	FF50E2XS	\$4,501	160	H10V2B	\$2,191	109
FF200E2GS	\$12,919	161	FF60E1BS	\$6,054	160	H10V3B	\$3,630	109
FF20E1A	\$2,313	160	FF60E1DV	\$7,219	162	H125E4F	\$26,682	107
FF20E1DV	\$2,094	162	FF60E1GS	\$6,054	160	H125P1FS	\$17,620	107
FF20E1G	\$2,313	160	FF60E1GV	\$7,219	162	H125P1GS	\$17,620	107
FF20E1GV	\$2,094	162	FF60E1XS	\$6,054	160	H125P2F	\$15,018	107
FF20E1X	\$2,313	160	FF60E1XV	\$7,219	162	H125P2FS	\$15,018	107
FF20E1XV	\$2,094	162	FF60E2BS	\$5,554	161	H125P2G	\$15,018	107
FF20E2A	\$2,120	160	FF60E2GS	\$5,554	161	H125P2GS	\$15,018	107
FF20E2G	\$2,120	160	FF60E2XS	\$5,554	161	H125P3F	\$20,365	107
FF20E2X	\$2,120	160	FF75E1ES	\$7,430	161	H125P3G	\$20,365	107
FF250E1FS	\$16,688	161	FF75E1EV	\$9,415	162	H125P3GB	\$21,080	107
FF250E1GS	\$16,688	161	FF75E1GS	\$7,430	161	H125V1CS	\$24,360	110
FF250E2GS	\$15,310	161	FF75E1GV	\$9,415	162	H125V2C	\$22,627	110
FF250S2CS	\$14,242	161	FF75E1XS	\$7,430	161	H125V3C	\$26,245	110
FF25E1A	\$2,802	160	FF75E1XV	\$9,415	162	H150P1FS	\$21,343	107
FF25E1DV	\$2,721	162	FF75E2BS	\$6,816	161	H150P1GS	\$21,343	107
FF25E1G	\$2,802	160	FF75E2GS	\$6,816	161	H150P2F	\$17,545	107
FF25E1GV	\$2,721	162	FF75E2XS	\$6,816	161	H150P2FS	\$17,545	107
FF25E1X	\$2,802	160	FF7E1DV	\$1,027	162	H150P2G	\$17,545	107
FF25E1XV	\$2,721	162	FF7E1XV	\$1,027	162	H150P2GS	\$17,545	107
FF25E2AS	\$2,571	160	G350	\$160	166	H150P3F	\$23,023	107
FF25E2GS	\$2,571	160	G351	\$160	166	H150P3G	\$23,023	107
FF25E2XS	\$2,571	160	H100E4E	\$22,950	107	H150V1CS	\$29,266	110
FF30E1AS	\$3,276	160	H100P1ES	\$13,296	107	H150V2C	\$26,406	110
FF30E1DV	\$4,150	162	H100P1GS	\$13,296	107	H150V3C	\$30,644	110
FF30E1GS	\$3,276	160	H100P2E	\$11,329	107	H15E4E	\$4,938	105
FF30E1GV	\$4,150	162	H100P2ES	\$11,329	107	H15E4G	\$4,938	105

† All marks shown within this document are properties of their respective owners.



# Index

## Sorted by Catalog Number

CATALOG#	LIST PRICE	PAGE#	CATALOG#	LIST PRICE	PAGE#	CATALOG#	LIST PRICE	PAGE#
H15E4H	\$4,938	105	H25P2D	\$2,659	105	H32P2G	\$552	103
H15P1D	\$1,999	104	H25P2DS	\$2,659	105	H32P2H	\$552	103
H15P1G	\$1,999	104	H25P2G	\$2,659	105	H32P3D	\$751	103
H15P1H	\$1,999	104	H25P2GS	\$2,659	105	H32P3H	\$751	103
H15P2D	\$1,798	104	H25P2H	\$2,659	105	H32T2BC	\$1,201	111
H15P2G	\$1,798	104	H25P2HS	\$2,659	105	H32V1BC	\$842	109
H15P2H	\$1,798	104	H25P3E	\$4,801	105	H32V2BC	\$906	109
H15P3D	\$3,331	105	H25P3G	\$4,801	105	H32V3BC	\$1,073	109
H15P3G	\$3,331	105	H25P3H	\$4,801	105	H3E4E	\$2,137	104
H15P3H	\$3,331	105	H25T2B	\$4,961	111	H3E4G	\$2,137	104
H15T2B	\$3,719	111	H25V1BS	\$4,350	109	H3E4H	\$2,137	104
H15V1B	\$2,914	109	H25V2B	\$4,256	109	H3P1D	\$767	103
H15V2B	\$3,040	109	H25V3B	\$6,615	109	H3P1G	\$767	103
H15V3B	\$4,481	109	H2E4E	\$1,963	103	H3P1H	\$767	103
H1P2D	\$498	103	H2E4G	\$1,963	103	H3P2D	\$678	103
H1P2G	\$498	103	H2P1D	\$682	103	H3P2G	\$678	103
H1P2H	\$498	103	H2P1G	\$682	103	H3P2H	\$678	103
H1P3D	\$677	103	H2P1H	\$682	103	H3P3D	\$1,036	104
H1T2BC	\$1,126	111	H2P2D	\$605	103	H3P3G	\$1,036	104
H1V2BC	\$818	109	H2P2G	\$605	103	H3P3H	\$1,036	104
H1V3BC	\$1,026	109	H2P2H	\$605	103	H3T2BC	\$1,488	111
H200P1FS	\$27,028	107	H2P3D	\$836	103	H3V1BC	\$1,132	109
H200P1GS	\$27,028	107	H2P3G	\$836	103	H3V2BC	\$1,113	109
H200P2F	\$21,421	107	H2P3H	\$836	103	H3V3BC	\$1,572	109
H200P2FS	\$21,421	107	H2T2BC	\$1,332	111	H40E4E	\$9,873	106
H200P2G	\$21,421	107	H2V2BC	\$982	109	H40E4G	\$9,873	106
H200P2GS	\$21,421	107	H2V3BC	\$1,190	109	H40P1ES	\$4,600	106
H200V1CS	\$37,024	110	H30E4E	\$7,970	106	H40P1GS	\$4,600	106
H200V2C	\$31,737	110	H30E4G	\$7,970	106	H40P1HS	\$4,600	106
H20E4E	\$5,844	105	H30P1D	\$3,560	105	H40P2E	\$4,049	106
H20E4G	\$5,844	105	H30P1DS	\$3,560	105	H40P2ES	\$4,049	106
H20P1D	\$2,475	105	H30P1GS	\$3,560	105	H40P2G	\$4,049	106
H20P1G	\$2,475	105	H30P1HS	\$3,560	105	H40P2GS	\$4,049	106
H20P1H	\$2,475	105	H30P2D	\$3,101	105	H40P2H	\$4,049	106
H20P2D	\$2,216	105	H30P2DS	\$3,101	105	H40P2HS	\$4,049	106
H20P2G	\$2,216	105	H30P2G	\$3,101	105	H40P3E	\$7,630	106
H20P2H	\$2,216	105	H30P2GS	\$3,101	105	H40P3G	\$7,630	106
H20P3D	\$4,035	105	H30P2H	\$3,101	105	H40P3H	\$7,630	106
H20P3G	\$4,035	105	H30P2HS	\$3,101	105	H40T2B	\$7,680	111
H20P3H	\$4,035	105	H30P3E	\$5,665	106	H40V1BS	\$6,247	110
H20T2B	\$4,476	111	H30P3G	\$5,665	106	H40V2B	\$6,059	110
H20V1B	\$3,486	109	H30P3H	\$5,665	105	H40V3B	\$10,759	110
H20V2B	\$3,499	109	H30T2B	\$6,279	111	H50P1ES	\$5,919	106
H20V3B	\$5,448	109	H30V1BS	\$5,140	109	H50P1GS	\$5,919	106
H25E4E	\$6,923	105	H30V2B	\$5,036	109	H50P1HS	\$5,919	106
H25E4G	\$6,923	105	H30V3B	\$7,580	109	H50P2E	\$4,971	106
H25P1D	\$3,036	105	H32E4E	\$1,546	103	H50P2ES	\$4,971	106
H25P1DS	\$3,036	105	H32P1D	\$574	103	H50P2G	\$4,971	106
H25P1GS	\$3,036	105	H32P1H	\$574	103	H50P2GS	\$4,971	106
H25P1HS	\$3,036	105	H32P2D	\$552	103	H50P2H	\$4,971	106

† All marks shown within this document are properties of their respective owners.



# Index

## Sorted by Catalog Number

CATALOG#	LIST PRICE	PAGE#
H50P2HS	\$4,971	106
H50P3E	\$8,790	106
H50P3G	\$8,790	106
H50P3H	\$8,790	106
H50T2B	\$10,851	111
H50V1BS	\$8,040	110
H50V2B	\$7,460	110
H50V3B	\$12,029	110
H5E4D	\$3,416	104
H5P1D	\$962	104
H5P1G	\$962	104
H5P1H	\$962	104
H5P2D	\$788	104
H5P2G	\$788	104
H5P2H	\$788	104
H5P3D	\$1,483	104
H5P3G	\$1,483	104
H5P3H	\$1,483	104
H5T2B	\$2,036	111
H5V1BC	\$1,401	109
H5V2BC	\$1,269	109
H5V3BC	\$2,308	109
H60P1ES	\$7,901	106
H60P1GS	\$7,901	106
H60P1HS	\$7,901	106
H60P2E	\$7,228	106
H60P2ES	\$7,228	106
H60P2G	\$7,228	106
H60P2GS	\$7,228	106
H60P2H	\$7,228	106
H60P2HS	\$7,228	106
H60P3E	\$10,356	106
H60T2B	\$13,919	111
H60V1BS	\$10,492	110
H60V2B	\$10,631	110
H60V3B	\$13,624	110
H75E4E	\$18,164	107
H75P1ES	\$9,928	106
H75P1GS	\$9,928	106
H75P1HS	\$9,928	106
H75P2E	\$9,193	107
H75P2ES	\$9,193	107
H75P2G	\$9,193	107
H75P2GS	\$9,193	107
H75P2H	\$9,193	107
H75P2HS	\$9,193	107
H75P3E	\$12,210	107
H75V1BS	\$13,209	110
H75V2B	\$13,699	110
H75V3B	\$16,291	110

CATALOG#	LIST PRICE	PAGE#
H7E4D	\$3,766	104
H7P1D	\$1,192	104
H7P1G	\$1,192	104
H7P1H	\$1,192	104
H7P2D	\$1,078	104
H7P2G	\$1,078	104
H7P2H	\$1,078	104
H7P3D	\$1,979	104
H7P3G	\$1,979	104
H7P3H	\$1,979	104
H7T2B	\$2,411	111
H7V1B	\$1,816	109
H7V2B	\$1,816	109
H7V3B	\$3,091	109
HJ25P1BM	\$4,140	150
HJ25P2BM	\$3,599	150
HJ30P1BM	\$4,311	150
HJ30P2BM	\$3,826	150
HVW100PK36C	\$45,235	137
HVW100PK36G	\$52,019	137
HVW100PK36H	\$48,853	137
HVW100PK9C	\$32,629	137
HVW100PK9G	\$37,522	137
HVW100PK9H	\$35,239	137
HVW100PL36C	\$32,629	134
HVW100PL36G	\$37,522	134
HVW100PL36H	\$35,239	134
HVW100PL9C	\$20,021	134
HVW100PL9G	\$23,025	134
HVW100PL9H	\$21,623	134
HVW100V2E	\$14,831	131
HVW100V2G	\$17,055	131
HVW100V2H	\$16,018	131
HVW100V3E	\$27,438	131
HVW100V3G	\$31,552	131
HVW100V3H	\$29,632	131
HVW10PK36C	\$5,610	136
HVW10PK36G	\$6,451	136
HVW10PK36H	\$6,058	136
HVW10PK9C	\$4,047	136
HVW10PK9G	\$4,654	136
HVW10PK9H	\$4,370	136
HVW10PL36C	\$4,047	133
HVW10PL36G	\$4,654	133
HVW10PL36H	\$4,370	133
HVW10PL9C	\$2,483	133
HVW10PL9G	\$2,856	133
HVW10PL9H	\$2,682	133
HVW10V2E	\$1,839	130
HVW10V2G	\$2,115	130

CATALOG#	LIST PRICE	PAGE#
HVW10V2H	\$1,986	130
HVW10V3E	\$3,403	130
HVW10V3G	\$3,913	130
HVW10V3H	\$3,675	130
HVW15PK36C	\$8,053	136
HVW15PK36G	\$9,261	136
HVW15PK36H	\$8,697	136
HVW15PK9C	\$5,809	136
HVW15PK9G	\$6,679	136
HVW15PK9H	\$6,273	136
HVW15PL36C	\$5,809	133
HVW15PL36G	\$6,679	133
HVW15PL36H	\$6,273	133
HVW15PL9C	\$3,564	133
HVW15PL9G	\$4,099	133
HVW15PL9H	\$3,850	133
HVW15V2E	\$2,640	130
HVW15V2G	\$3,036	130
HVW15V2H	\$2,851	130
HVW15V3E	\$4,884	130
HVW15V3G	\$5,617	130
HVW15V3H	\$5,275	130
HVW20PK36C	\$9,212	136
HVW20PK36G	\$10,594	136
HVW20PK36H	\$9,949	136
HVW20PK9C	\$6,645	136
HVW20PK9G	\$7,641	136
HVW20PK9H	\$7,176	136
HVW20PL36C	\$6,645	133
HVW20PL36G	\$7,641	133
HVW20PL36H	\$7,176	133
HVW20PL9C	\$4,078	133
HVW20PL9G	\$4,689	133
HVW20PL9H	\$4,404	133
HVW20V2E	\$3,021	130
HVW20V2G	\$3,473	130
HVW20V2H	\$3,262	130
HVW20V3E	\$5,588	130
HVW20V3G	\$6,426	130
HVW20V3H	\$6,034	130
HVW25PK36C	\$12,507	136
HVW25PK36G	\$14,382	136
HVW25PK36H	\$13,507	136
HVW25PK9C	\$9,022	136
HVW25PK9G	\$10,374	136
HVW25PK9H	\$9,743	136
HVW25PL36C	\$9,022	133
HVW25PL36G	\$10,374	133
HVW25PL36H	\$9,743	133
HVW25PL9C	\$5,536	133

† All marks shown within this document are properties of their respective owners.



# Index

## Sorted by Catalog Number

CATALOG#	LIST PRICE	PAGE#	CATALOG#	LIST PRICE	PAGE#	CATALOG#	LIST PRICE	PAGE#
HVW25PL9G	\$6,366	133	HVW3PL36C	\$2,379	132	HVW5PK36H	\$3,716	135
HVW25PL9H	\$5,978	133	HVW3PL36G	\$2,736	132	HVW5PK9C	\$2,482	135
HVW25V2E	\$4,101	130	HVW3PL36H	\$2,569	132	HVW5PK9G	\$2,855	135
HVW25V2G	\$4,716	130	HVW3PL9C	\$1,4605	132	HVW5PK9H	\$2,680	135
HVW25V2H	\$4,429	130	HVW3PL9G	\$1,679	132	HVW5PL36C	\$2,482	132
HVW25V3E	\$7,586	130	HVW3PL9H	\$1,577	132	HVW5PL36G	\$2,855	132
HVW25V3G	\$8,724	130	HVW3V2E	\$1,081	129	HVW5PL36H	\$2,680	132
HVW25V3H	\$8,193	130	HVW3V2G	\$1,243	129	HVW5PL9C	\$1,523	132
HVW2PK36C	\$2,192	135	HVW3V2H	\$1,168	129	HVW5PL9G	\$1,751	132
HVW2PK36G	\$2,520	135	HVW3V3E	\$2,001	129	HVW5PL9H	\$1,645	132
HVW2PK36H	\$2,366	135	HVW3V3G	\$2,301	129	HVW5V2E	\$1,1294	129
HVW2PK9C	\$1,580	135	HVW3V3H	\$2,161	129	HVW5V2G	\$1,297	129
HVW2PK9G	\$1,818	135	HVW40PK36C	\$16,672	136	HVW5V2H	\$1,218	129
HVW2PK9H	\$1,707	135	HVW40PK36G	\$19,172	136	HVW5V3E	\$2,087	129
HVW2PL36C	\$1,580	132	HVW40PK36H	\$18,005	136	HVW5V3G	\$2,400	129
HVW2PL36G	\$1,818	132	HVW40PK9C	\$12,026	136	HVW5V3H	\$2,254	129
HVW2PL36H	\$1,707	132	HVW40PK9G	\$13,820	136	HVW60PK36C	\$26,064	137
HVW2PL9C	\$970	132	HVW40PK9H	\$12,987	136	HVW60PK36G	\$29,973	137
HVW2PL9G	\$1,116	132	HVW40PL36C	\$12,026	133	HVW60PK36H	\$28,1497	137
HVW2PL9H	\$1,048	132	HVW40PL36G	\$13,829	133	HVW60PK9C	\$18,801	137
HVW2V2E	\$719	129	HVW40PL36H	\$12,987	133	HVW60PK9G	\$21,621	137
HVW2V2G	\$827	129	HVW40PL9C	\$7,379	133	HVW60PK9H	\$20,304	137
HVW2V2H	\$776	129	HVW40PL9G	\$8,487	133	HVW60PL36C	\$18,801	134
HVW2V3E	\$1,329	129	HVW40PL9H	\$7,969	133	HVW60PL36G	\$21,621	134
HVW2V3G	\$1,529	129	HVW40V2E	\$5,466	130	HVW60PL36H	\$20,304	134
HVW2V3H	\$1,436	129	HVW40V2G	\$6,286	130	HVW60PL9C	\$11,536	134
HVW30PK36C	\$13,205	136	HVW40V2H	\$5,903	130	HVW60PL9G	\$13,267	134
HVW30PK36G	\$15,185	136	HVW40V3E	\$10,112	130	HVW60PL9H	\$12,459	134
HVW30PK36H	\$14,260	136	HVW40V3G	\$11,629	130	HVW60V2E	\$9,828	131
HVW30PK9C	\$9,525	136	HVW40V3H	\$10,921	130	HVW60V2G	\$8,545	131
HVW30PK9G	\$10,953	136	HVW50PK36C	\$19,456	136	HVW60V2H	\$9,229	131
HVW30PK9H	\$10,287	136	HVW50PK36G	\$22,374	136	HVW60V3E	\$15,810	131
HVW30PL36C	\$9,525	133	HVW50PK36H	\$21,013	136	HVW60V3G	\$18,181	131
HVW30PL36G	\$10,953	133	HVW50PK9C	\$14,034	136	HVW60V3H	\$17,073	131
HVW30PL36H	\$10,287	133	HVW50PK9G	\$16,139	136	HVW75PK36C	\$30,248	137
HVW30PL9C	\$5,844	133	HVW50PK9H	\$15,156	136	HVW75PK36G	\$34,785	137
HVW30PL9G	\$6,721	133	HVW50PL36C	\$14,034	133	HVW75PK36H	\$32,668	137
HVW30PL9H	\$6,313	133	HVW50PL36G	\$16,139	133	HVW75PK9C	\$21,818	137
HVW30V2E	\$4,330	130	HVW50PL36H	\$15,156	133	HVW75PK9G	\$25,091	137
HVW30V2G	\$4,978	130	HVW50PL9C	\$8,612	133	HVW75PK9H	\$23,564	137
HVW30V2H	\$4,676	130	HVW50PL9G	\$9,903	133	HVW75PL36C	\$21,818	134
HVW30V3E	\$8,009	130	HVW50PL9H	\$9,301	133	HVW75PL36G	\$25,091	134
HVW30V3G	\$9,210	130	HVW50V2E	\$6,380	130	HVW75PL36H	\$23,564	134
HVW30V3H	\$8,650	130	HVW50V2G	\$7,336	130	HVW75PL9C	\$13,389	134
HVW3PK36C	\$3,298	135	HVW50V2H	\$6,890	130	HVW75PL9G	\$15,396	134
HVW3PK36G	\$3,794	135	HVW50V3E	\$11,801	130	HVW75PL9H	\$14,460	134
HVW3PK36H	\$3,562	135	HVW50V3G	\$13,571	130	HVW75V2E	\$9,917	131
HVW3PK9C	\$2,379	135	HVW50V3H	\$12,745	130	HVW75V2G	\$11,405	131
HVW3PK9G	\$2,736	135	HVW5PK36C	\$3,441	135	HVW75V2H	\$10,711	131
HVW3PK9H	\$2,569	135	HVW5PK36G	\$3,957	135	HVW75V3E	\$18,347	131

† All marks shown within this document are properties of their respective owners.



# Index

## Sorted by Catalog Number

CATALOG#	LIST PRICE	PAGE#
HWV75V3G	\$21,099	131
HWV75V3H	\$19,815	131
HWV7PK36C	\$4,740	135
HWV7PK36G	\$5,450	135
HWV7PK36H	\$5,118	135
HWV7PK9C	\$3,419	135
HWV7PK9G	\$3,931	135
HWV7PK9H	\$3,692	135
HWV7PL36C	\$3,419	132
HWV7PL36G	\$3,931	132
HWV7PL36H	\$3,692	132
HWV7PL9C	\$2,097	132
HWV7PL9G	\$2,413	132
HWV7PL9H	\$2,266	132
HWV7V2E	\$1,554	129
HWV7V2G	\$1,787	129
HWV7V2H	\$1,678	129
HWV7V3E	\$2,875	129
HWV7V3G	\$3,306	129
HWV7V3H	\$3,104	129
HW100PK36C	\$43,917	128
HW100PK36G	\$50,505	128
HW100PK36H	\$47,430	128
HW100PK9C	\$31,678	128
HW100PK9G	\$36,429	128
HW100PK9H	\$34,212	128
HW100PL36C	\$31,678	125
HW100PL36G	\$36,429	125
HW100PL36H	\$34,2120	125
HW100PL9C	\$19,438	125
HW100PL9G	\$22,354	125
HW100PL9H	\$20,994	125
HW100V2E	\$14,399	122
HW100V2G	\$16,559	122
HW100V2H	\$15,550	122
HW100V3E	\$26,639	122
HW100V3G	\$30,634	122
HW100V3H	\$28,769	122
HW10PK36C	\$5,447	127
HW10PK36G	\$6,264	127
HW10PK36H	\$5,883	127
HW10PK9C	\$3,929	127
HW10PK9G	\$4,517	127
HW10PK9H	\$4,243	127
HW10PL36C	\$3,929	124
HW10PL36G	\$4,517	124
HW10PL36H	\$4,243	124
HW10PL9C	\$2,410	124
HW10PL9G	\$2,772	124
HW10PL9H	\$2,604	124

CATALOG#	LIST PRICE	PAGE#
HW10V2E	\$1,786	121
HW10V2G	\$2,053	121
HW10V2H	\$1,929	121
HW10V3E	\$3,304	121
HW10V3G	\$3,800	121
HW10V3H	\$3,568	121
HW15PK36C	\$7,818	127
HW15PK36G	\$8,991	127
HW15PK36H	\$8,444	127
HW15PK9C	\$5,639	127
HW15PK9G	\$6,485	127
HW15PK9H	\$6,090	127
HW15PL36C	\$5,639	124
HW15PL36G	\$6,485	124
HW15PL36H	\$6,090	124
HW15PL9C	\$3,460	124
HW15PL9G	\$3,980	124
HW15PL9H	\$3,737	124
HW15V2E	\$2,563	121
HW15V2G	\$2,948	121
HW15V2H	\$2,769	121
HW15V3E	\$4,742	121
HW15V3G	\$5,454	121
HW15V3H	\$5,122	121
HW20PK36C	\$8,944	127
HW20PK36G	\$10,285	127
HW20PK36H	\$9,659	127
HW20PK9C	\$6,451	127
HW20PK9G	\$7,419	127
HW20PK9H	\$6,967	127
HW20PL36C	\$6,451	124
HW20PL36G	\$7,419	124
HW20PL36H	\$6,967	124
HW20PL9C	\$3,958	124
HW20PL9G	\$4,552	124
HW20PL9H	\$4,275	124
HW20V2E	\$2,932	121
HW20V2G	\$3,372	121
HW20V2H	\$3,166	121
HW20V3E	\$5,425	121
HW20V3G	\$6,239	121
HW20V3H	\$5,859	121
HW25PK36C	\$12,143	127
HW25PK36G	\$13,963	127
HW25PK36H	\$13,114	127
HW25PK9C	\$8,759	127
HW25PK9G	\$10,072	127
HW25PK9H	\$9,459	127
HW25PL36C	\$8,759	124
HW25PL36G	\$10,072	124

CATALOG#	LIST PRICE	PAGE#
HW25PL36H	\$9,459	124
HW25PL9C	\$5,375	124
HW25PL9G	\$6,180	124
HW25PL9H	\$5,805	124
HW25V2E	\$3,981	121
HW25V2G	\$4,578	121
HW25V2H	\$4,300	121
HW25V3E	\$7,365	121
HW25V3G	\$8,470	121
HW25V3H	\$7,954	121
HW2PK36C	\$2,127	126
HW2PK36G	\$2,446	126
HW2PK36H	\$2,298	126
HW2PK9C	\$1,535	126
HW2PK9G	\$1,765	126
HW2PK9H	\$1,658	126
HW2PL36C	\$1,535	123
HW2PL36G	\$1,765	123
HW2PL36H	\$1,658	123
HW2PL9C	\$941	123
HW2PL9G	\$1,083	123
HW2PL9H	\$1,016	123
HW2V2E	\$698	120
HW2V2G	\$803	120
HW2V2H	\$754	120
HW2V3E	\$1,290	120
HW2V3G	\$1,484	120
HW2V3H	\$1,394	120
HW30PK36C	\$12,820	127
HW30PK36G	\$14,743	127
HW30PK36H	\$13,846	127
HW30PK9C	\$9,247	127
HW30PK9G	\$10,634	127
HW30PK9H	\$9,987	127
HW30PL36C	\$9,247	124
HW30PL36G	\$10,634	124
HW30PL36H	\$9,987	124
HW30PL9C	\$5,675	124
HW30PL9G	\$6,525	124
HW30PL9H	\$6,129	124
HW30V2E	\$4,203	121
HW30V2G	\$4,834	121
HW30V2H	\$4,540	121
HW30V3E	\$7,776	121
HW30V3G	\$8,943	121
HW30V3H	\$8,398	121
HW3PK36C	\$3,202	126
HW3PK36G	\$3,682	126
HW3PK36H	\$3,458	126
HW3PK9C	\$2,310	126

† All marks shown within this document are properties of their respective owners.





# Index

## Sorted by Catalog Number

CATALOG#	LIST PRICE	PAGE#	CATALOG#	LIST PRICE	PAGE#	CATALOG#	LIST PRICE	PAGE#
HW3PK9G	\$2,656	126	HW5PK36C	\$3,341	126	HW75V2H	\$10,399	122
HW3PK9H	\$2,495	126	HW5PK36G	\$3,841	126	HW75V3E	\$17,813	122
HW3PL36C	\$2,310	123	HW5PK36H	\$3,608	126	HW75V3G	\$20,485	122
HW3PL36G	\$2,656	123	HW5PK9C	\$2,409	126	HW75V3H	\$19,238	122
HW3PL36H	\$2,495	123	HW5PK9G	\$2,771	126	HW7PK36C	\$4,601	126
HW3PL9C	\$1,418	123	HW5PK9H	\$2,603	126	HW7PK36G	\$5,291	126
HW3PL9G	\$1,630	123	HW5PL36C	\$2,409	123	HW7PK36H	\$4,969	126
HW3PL9H	\$1,531	123	HW5PL36G	\$2,771	123	HW7PK9C	\$3,319	126
HW3V2E	\$1,050	120	HW5PL36H	\$2,603	123	HW7PK9G	\$3,816	126
HW3V2G	\$1,208	120	HW5PL9C	\$1,479	123	HW7PK9H	\$3,585	126
HW3V2H	\$1,134	120	HW5PL9G	\$1,701	123	HW7PL36C	\$3,319	123
HW3V3E	\$1,942	120	HW5PL9H	\$1,597	123	HW7PL36G	\$3,816	123
HW3V3G	\$2,234	120	HW5V2E	\$1,095	120	HW7PL36H	\$3,585	123
HW3V3H	\$2,097	120	HW5V2G	\$1,260	120	HW7PL9C	\$2,037	123
HW40PK36C	\$16,186	127	HW5V2H	\$1,183	120	HW7PL9G	\$2,342	123
HW40PK36G	\$18,614	127	HW5V3E	\$2,026	120	HW7PL9H	\$2,199	123
HW40PK36H	\$17,481	127	HW5V3G	\$2,330	120	HW7V2E	\$1,509	120
HW40PK9C	\$11,676	127	HW5V3H	\$2,188	120	HW7V2G	\$1,734	120
HW40PK9G	\$13,427	127	HW60PK36C	\$25,304	128	HW7V2H	\$1,629	120
HW40PK9H	\$12,610	127	HW60PK36G	\$29,100	128	HW7V3E	\$2,791	120
HW40PL36C	\$11,676	124	HW60PK36H	\$27,329	128	HW7V3G	\$3,209	120
HW40PL36G	\$13,427	124	HW60PK9C	\$18,252	128	HW7V3H	\$3,014	120
HW40PL36H	\$12,610	124	HW60PK9G	\$20,990	128	JJ0502-2V	\$234	164
HW40PL9C	\$7,164	124	HW60PK9H	\$19,713	128	JJ0752-2V	\$272	164
HW40PL9G	\$8,239	124	HW60PL36C	\$18,252	125	JJ1002-2V	\$313	164
HW40PL9H	\$7,738	124	HW60PL36G	\$20,990	125	JJ1502-2	\$350	164
HW40V2E	\$5,307	121	HW60PL36H	\$19,7132	125	JJ2002-2	\$400	164
HW40V2G	\$6,102	121	HW60PL9C	\$11,200	125	JS0502-2V	\$239	164
HW40V2H	\$5,731	121	HW60PL9G	\$12,881	125	JS0752-2V	\$277	164
HW40V3E	\$9,818	121	HW60PL9H	\$12,096	125	JS075UPR	\$239	164
HW40V3G	\$11,290	121	HW60V2E	\$8,297	122	JS1002-2V	\$319	164
HW40V3H	\$10,603	121	HW60V2G	\$9,541	122	JS100UPR	\$277	164
HW50PK36C	\$18,889	127	HW60V2H	\$8,961	122	JS1502-2V	\$362	164
HW50PK36G	\$21,722	127	HW60V3E	\$15,349	122	JS2002-2	\$415	164
HW50PK36H	\$20,400	127	HW60V3G	\$17,652	122	JS3002-2	\$455	164
HW50PK9C	\$13,625	127	HW60V3H	\$16,577	122	LX7920	\$223	19
HW50PK9G	\$15,669	127	HW75PK36C	\$29,367	128	LX7921	\$239	19
HW50PK9H	\$14,716	127	HW75PK36G	\$33,772	128	LX7922	\$184	19
HW50PL36C	\$13,625	124	HW75PK36H	\$31,716	128	LX7924	\$356	18
HW50PL36G	\$15,669	124	HW75PK9C	\$21,182	128	LX7925	\$182	18
HW50PL36H	\$14,716	124	HW75PK9G	\$24,360	128	LX7926	\$197	18
HW50PL9C	\$8,361	124	HW75PK9H	\$22,877	128	LX7927	\$189	18
HW50PL9G	\$9,615	124	HW75PL36C	\$21,182	125	LX7928	\$199	18
HW50PL9H	\$9,030	124	HW75PL36G	\$24,360	125	LX7929	\$178	19
HW50V2E	\$6,193	121	HW75PL36H	\$22,877	125	LX7930	\$246	18
HW50V2G	\$7,122	121	HW75PL9C	\$12,998	125	LX7931	\$209	19
HW50V2H	\$6,689	121	HW75PL9G	\$14,948	125	LX7932	\$169	19
HW50V3E	\$11,457	121	HW75PL9H	\$14,038	125	PD6002	\$151	52
HW50V3G	\$13,176	121	HW75V2E	\$9,6288	122	PD6004	\$178	52
HW50V3H	\$12,374	121	HW75V2G	\$11,073	122	PD6006	\$219	52

† All marks shown within this document are properties of their respective owners.



# Index

## Sorted by Catalog Number

CATALOG#	LIST PRICE	PAGE#	CATALOG#	LIST PRICE	PAGE#	CATALOG#	LIST PRICE	PAGE#
S10E1ACR	\$1,572	101	T13CA2JCR	\$380	75, 145	T2C2P18	\$818	73
S10E2ACR	\$1,177	101	T13CM2J	\$386	72	T2C2P21Z	\$1,336	73
S10P1A	\$1,575	96	T13S2A	\$389	94	T2CA2J14	\$877	73
S10P1AC	\$1,766	99	T13S2D4ZCR	\$358	100, 140	T2CA2J14CR	\$1,008	75
S10P2A	\$1392	96	T13S3DCR	\$670	100, 140	T2CA2JCR	\$778	145
S10P2AC	\$1,582	99	T14B2N49	\$222	67	T2CA2JCR	\$778	75
S2P3A	\$931	95	T14B3P9	\$360	67	T2CA2JH	\$877	73
S32P3A	\$842	95	T14C2JCR	\$330	75	T2CM1J14	\$813	73
S3E2ACR	\$681	100	T14C3J	\$541	72	T2CM1JH	\$813	73
S3P1A	\$933	95	T14CA2J	\$383	72	T2CM2J14	\$901	73
S3P2A	\$779	95	T14CM2J4	\$397	72	T2CM2J14CR	\$1,031	75
S3P2AC	\$938	99	T14S2A	\$378	94	T2CM2JCR	\$801	75
S3P3A	\$1,430	95	T14S3A	\$575	94	T2CM2JH	\$901	73
S5E1ACR	\$1,023	101	T16B2N49	\$226	67	T2E1AHZ	\$677	95
S5E2ACR	\$780	101	T1C1J	\$455	72	T2E2AHZ	\$544	95
S5P1A	\$1,036	96	T1C2J14	\$576	72	T2P2AHZ	\$681	95
S5P1AC	\$1,194	99	T1C2J14CR	\$638	75	T2S1ACR	\$557	100, 141
S5P2A	\$853	96	T1C2JCR	\$571	75	T2S1AH	\$622	95
S5P2AC	\$1,012	99	T1C2JH	\$554	72	T2S1G	\$622	95
S5P3A	\$1,617	96	T1C2JHC	\$621	74	T2S2AH	\$520	95
S7E1ACR	\$1,530	101	T1C2P18Z	\$997	72	T32C1J14	\$568	73
S7E2ACR	\$1,029	101	T1C2Z	\$641	72	T32C1J14CR	\$637	75
S7P1A	\$1,555	96	T1C2ZCR	\$713	75	T32C1JH	\$568	73
S7P1AC	\$1,746	99	T1C3JCR	\$1,011	75	T32C2J14	\$580	73
S7P2A	\$1,233	96	T1C3JH	\$1,081	72	T32C2J14CR	\$723	75
S7P2AC	\$1,424	99	T1CA1J	\$498	72	T32C2JCR	\$650	75
T12C2J	\$422	72	T1CA1JCR	\$524	75, 145	T32C2JH	\$633	73
T12C2J4	\$415	72	T1CA2J14	\$614	72	T32C2JHC	\$736	74
T12C2JC	\$482	74	T1CA2J14CR	\$677	75	T32C2P18Z	\$1,083	73
T12C2JCR	\$439	75	T1CA2JCR	\$610	75, 145	T32CA1JCR	\$637	75, 145
T12C2ZCR	\$592	75, 145	T1CA2JH	\$591	72	T32CA2J14	\$619	73
T12C3J	\$742	72	T1CM1J	\$473	72	T32CA2J14CR	\$762	75
T12C3JCR	\$828	75	T1CM2J14	\$630	72	T32CA2JCR	\$689	75, 145
T12CA2J	\$465	72	T1CM2J14CR	\$700	75	T32CA2JH	\$646	73
T12CA2JCR	\$496	75, 145	T1CM2JCR	\$633	75	T32CM1JH	\$637	73
T12CM1J	\$324	72	T1CM2JH	\$577	72	T32CM2J14CR	\$786	75
T12CM2J	\$474	72	T1CM2ZC	\$760	74	T32CM2JCR	\$712	75
T12CM2JCR	\$462	75	T1P1A	\$331	94	T32CM2JH	\$650	73
T12S1A	\$390	94	T1S2AH	\$504	94	T32S1ACR	\$499	100, 141
T12S1ACR	\$308	100, 140	T1S2GH	\$428	94	T32S1AH	\$554	94
T12S1D4	\$432	94	T1S3A	\$725	94	T32S2AH	\$481	95
T12S2A	\$482	94	T2C1J14	\$744	73	T32S3AH	\$832	95
T12S2G	\$482	94	T2C1J14CR	\$813	75	T32V2BFC	\$798	108
T12S3A	\$552	94	T2C1JH	\$744	73	T34C1J	\$345	72
T12S3G	\$552	94	T2C2J14	\$838	73	T34C1JC	\$417	74, 145
T13B1N4	\$236	67	T2C2J14C	\$846	74, 145	T34C2J	\$512	72
T13C1J4	\$264	72	T2C2J14CR	\$969	75	T34C2JCR	\$527	75
T13C2J	\$362	72	T2C2JCR	\$739	75	T34C2Z	\$556	72
T13C2P4ZCR	\$394	75	T2C2JH	\$838	73	T34C2ZCR	\$699	75, 145
T13C3J	\$523	72	T2C2JHC	\$846	74, 145	T34C3JCR	\$932	75, 145

† All marks shown within this document are properties of their respective owners.



# Index

## Sorted by Catalog Number

CATALOG#	LIST PRICE	PAGE#	CATALOG#	LIST PRICE	PAGE#	CATALOG#	LIST PRICE	PAGE#
T34C3JH	\$932	72	U12S3ACR	\$524	100, 140	U1S1AC	\$415	98, 140
T34CA1J	\$425	72	U12T2BCR	\$746	108	U1S1ACR	\$412	100, 140
T34CA2J	\$521	72	U13S2AC	\$362	98, 140	U1S2AFC	\$459	141
T34CA2JCR	\$582	75, 145	U13S2ACR	\$359	100, 140	U1S2AFC	\$459	98
T34CM1J	\$408	72	U13S2GC	\$362	98, 140	U1S2AFRCR	\$456	100, 141
T34CM2J	\$535	72	U13S3AC	\$482	98, 140	U1S2GFC	\$459	98, 141
T34CM2JCR	\$551	75	U13T2BCR	\$659	108	U1S2GFCR	\$456	141
T34S1A	\$474	94	U14S2AC	\$324	98, 140	U1S3DFC	\$583	98, 141
T34S2A	\$518	94	U14S2ACR	\$320	100, 140	U1V2BC	\$738	108
T34S2G	\$518	94	U14S2GC	\$324	98, 140	U1V3BC	\$923	108
T34S3AH	\$644	94	U15D10C	\$4,210	102	U20E1DCR	\$2,532	101, 142
T34S3B14	\$713	94	U15E1DCR	\$2,367	101, 142	U20E2DCR	\$2,247	101, 142
T3C1P18	\$1,008	73	U15E1GCR	\$2,367	142	U20L9C	\$3,166	102
T3C2P18	\$954	73	U15E2DCR	\$2,054	101, 142	U20P1D	\$2,791	97
T3C2P21	\$2,010	73	U15E2GCR	\$2,054	101, 142	U20P1DC	\$3,046	99, 142
T3S1ACR	\$588	100, 141	U15L9C	\$2,544	102	U20P1G	\$2,791	97
T5C1K18	\$1,363	73	U15P1AF	\$2,541	97	U20P1H	\$2,791	97
T5C2K21	\$1,139	73	U15P1D	\$2,541	97	U20P2D	\$2,472	97
T5C2K21Z	\$2,301	73	U15P1DC	\$2,796	99, 142	U20P2DC	\$2,726	99, 142
T7C1K21	\$1,789	73	U15P1DFC	\$2,637	99, 142	U20P2G	\$2,472	97
T7C2K21	\$1,815	73	U15P1G	\$2,541	97	U20P2H	\$2,472	97
U10D10C	\$3,207	102	U15P1GC	\$2,796	99, 142	U20R9C	\$3,820	102
U10E1DCR	\$1,572	101, 142	U15P1H	\$2,541	97	U20V1B	\$3,137	108
U10E2DCR	\$1,176	101, 142	U15P2D	\$2,039	97	U20V2B	\$3,150	108
U10E2GCR	\$1,176	101	U15P2DC	\$2,294	99, 142	U25E1DCR	\$3,174	142
U10E3DCR	\$2,300	101, 142	U15P2G	\$2,039	97	U25E1GCR	\$3,174	142
U10L9C	\$1,936	102	U15P2H	\$2,039	97	U25E2DCR	\$2,685	101, 142
U10P1D	\$1,575	96	U15R9C	\$3,068	102	U25L9C	\$3,730	102
U10P1DC	\$1,766	99, 142	U15V1B	\$2,622	108	U25P1D	\$3,612	97
U10P1G	\$1,575	96	U15V2B	\$2,737	108	U25P1DC	\$3,817	99, 142
U10P1GC	\$1,766	99, 142	U1D10C	\$1,161	102	U25P1DS	\$3,612	97
U10P1H	\$1,575	96	U1E1D	\$415	94	U25P1G	\$3,612	97
U10P2D	\$1,392	96	U1E1G	\$415	94	U25P1GC	\$3,817	99, 142
U10P2DC	\$1,582	99, 142	U1E2DCR	\$450	100	U25P1GS	\$3,612	97
U10P2G	\$1,392	96	U1E2GC	\$468	141	U25P1H	\$3,612	97
U10P2H	\$1,392	96	U1E2GCR	\$450	100	U25P1HS	\$3,612	97
U10P3D	\$2,936	96	U1E2HC	\$468	140	U25P2D	\$3,003	97
U10P3DC	\$3,127	99, 142	U1E4D	\$1,260	94	U25P2DC	\$3,209	99, 142
U10P3G	\$2,936	96	U1L9C	\$700	102	U25P2DS	\$3,003	97
U10P3H	\$2,936	96	U1P2D	\$654	94	U25P2G	\$3,003	97
U10R9C	\$2,338	102	U1P2DC	\$686	98, 141	U25P2GS	\$3,003	97
U10V1B	\$1,927	108	U1P2G	\$654	94	U25P2H	\$3,003	97
U10V2B	\$1,972	108	U1P2GC	\$686	98	U25P2HS	\$3,003	97
U10V3B	\$3,268	108	U1P2H	\$654	94	U2D10C	\$1,403	102
U12S1AC	\$310	98, 140	U1P2HC	\$686	98	U2E2DCR	\$572	100
U12S2AC	\$403	98, 140	U1P3D	\$789	94	U2E2GCR	\$572	100
U12S2ACR	\$403	100, 140	U1P3DC	\$820	98, 141	U2E4D	\$1,893	95
U12S2GC	\$406	98, 140	U1P3G	\$789	94	U2E4G	\$1,893	95
U12S2GCR	\$403	100, 140	U1P3H	\$789	94	U2E4H	\$1,893	95
U12S3AC	\$527	98, 140	U1R9C	\$846	102	U2L9C	\$850	102

† All marks shown within this document are properties of their respective owners.



# Index

## Sorted by Catalog Number

CATALOG#	LIST PRICE	PAGE#
U2P1D	\$842	95
U2P1DC	\$874	98, 141
U2P1G	\$842	95
U2P1GC	\$874	98, 141
U2P1H	\$842	95
U2P2D	\$706	95
U2P2DC	\$738	98, 141
U2P2G	\$706	95
U2P2GC	\$738	99, 141
U2P2H	\$706	95
U2P3D	\$931	95
U2P3DC	\$1,058	99, 141
U2P3G	\$931	95
U2P3H	\$931	95
U2R9C	\$1,026	102
U2S1AFC	\$583	98, 141
U2S2AFC	\$529	99, 141
U2S2AFRC	\$526	100, 141
U2S2GFC	\$529	99, 141
U2V1BC	\$882	108
U2V2BC	\$882	108
U2V3BC	\$1,072	108
U30E2DCR	\$3,507	101, 142
U30P2D	\$3,547	97
U30P2DC	\$3,773	99, 142
U30P2DS	\$3,547	97
U30P2G	\$3,547	97
U30P2GS	\$3,547	97
U30P2H	\$3,547	97
U30P2HS	\$3,547	97
U32D10C	\$1,273	102
U32E2DCR	\$458	100
U32E2GCR	\$458	100
U32E4D	\$1,491	95
U32L9C	\$770	102
U32P1D	\$768	94
U32P1DC	\$768	98, 141
U32P1G	\$768	94
U32P1H	\$768	94
U32P2D	\$679	95
U32P2DC	\$711	98, 141
U32P2G	\$679	95
U32P2GC	\$711	98, 141
U32P2H	\$679	94
U32P3D	\$842	95
U32P3DC	\$969	98, 141
U32P3G	\$842	95
U32P3H	\$842	95
U32R9C	\$928	102
U32S1AFC	\$501	98, 141

CATALOG#	LIST PRICE	PAGE#
U32S2AFC	\$504	98, 141
U32S2AFRC	\$501	100, 141
U32S2GFC	\$504	98, 141
U32V1BC	\$759	108
U32V2BC	\$816	108
U32V3BC	\$965	108
U34S1AC	\$369	98, 140
U34S1ACR	\$394	100, 140
U34S2AC	\$445	98, 140
U34S2ACR	\$445	100, 140
U34S2GC	\$448	98, 140
U34S2GCR	\$445	100, 140
U34S3AC	\$544	98, 140
U34S3ACR	\$628	100, 140
U34S3DC	\$465	98, 140
U34T2BCR	\$823	108
U3D10C	\$1,460	102
U3E1A14CR	\$725	100, 141
U3E1DCR	\$914	100, 141
U3E1DKR	\$914	100, 141
U3E2DCR	\$681	100, 142
U3E2GCR	\$681	100
U3E3DCR	\$1,233	100, 142
U3E4D	\$2,069	96
U3E4G	\$2,069	96
U3E4H	\$2,069	96
U3L9C	\$884	102
U3P1A14C	\$910	99, 141
U3P1D	\$933	95
U3P1DC	\$1,060	99, 141
U3P1DF	\$933	95
U3P1DK	\$1,215	99
U3P1G	\$933	95
U3P1GF	\$933	95
U3P1H	\$933	95
U3P1HF	\$933	95
U3P2D	\$779	95
U3P2DC	\$938	99, 141
U3P2DK	\$938	99, 141
U3P2G	\$779	95
U3P2H	\$779	95
U3P3D	\$1,430	95
U3P3DC	\$1,589	99, 142
U3P3G	\$1,430	95
U3P3H	\$1,430	95
U3R9C	\$1,065	102
U3S1AFC	\$670	99, 141
U3V1BC	\$1,018	108
U3V2BC	\$1,001	108
U3V3BC	\$1,414	108

CATALOG#	LIST PRICE	PAGE#
U5D10C	\$2,044	102
U5E1DCR	\$1,023	101, 142
U5E2DCR	\$780	101, 142
U5E2DKR	\$780	101
U5E2GCR	\$780	101, 142
U5E3DCR	\$1,422	101, 142
U5E4D	\$2,558	96
U5E4G	\$2,558	96
U5E4H	\$2,558	96
U5L9C	\$1,234	102
U5P1D	\$1,036	96
U5P1DC	\$1,194	99, 142
U5P1DK	\$1,194	99, 142
U5P1G	\$1,036	96
U5P1H	\$1,036	96
U5P2D	\$853	96
U5P2DC	\$1,012	99, 142
U5P2DK	\$1,012	99
U5P2G	\$853	96
U5P2GC	\$1,012	99, 142
U5P2H	\$853	96
U5P3D	\$1,617	96
U5P3DC	\$1,776	99, 142
U5P3G	\$1,617	96
U5P3H	\$1,617	96
U5R9C	\$1,490	102
U5V1BC	\$1,260	108
U5V2BC	\$1,142	108
U5V3BC	\$2,078	108
U7D10C	\$2,537	102
U7E1DCR	\$1,530	101, 142
U7E2DCR	\$1,029	101, 142
U7E2GCR	\$1,029	101
U7E3DCR	\$2,021	101, 142
U7E4D	\$3,499	96
U7E4G	\$3,449	96
U7E4H	\$3,449	96
U7L9C	\$1,532	102
U7P1AF	\$1,555	96
U7P1D	\$1,555	96
U7P1DC	\$1,746	99, 142
U7P1G	\$1,555	96
U7P1H	\$1,555	96
U7P2D	\$1,233	96
U7P2DC	\$1,424	99, 142
U7P2G	\$1,233	96
U7P2GC	\$1,424	99, 142
U7P2H	\$1,233	96
U7P3D	\$2,570	96
U7P3DC	\$1,743	99

† All marks shown within this document are properties of their respective owners.



# Index

## Sorted by Catalog Number

CATALOG#	LIST PRICE	PAGE#	CATALOG#	LIST PRICE	PAGE#	CATALOG#	LIST PRICE	PAGE#
U7P3G	\$2,570	96	UJ2E2DM	\$538	151	UJ7E2DP	\$1,085	152
U7P3H	\$2,570	96	UJ2E2DP	\$541	152	UJ7P1BM	\$1,167	150
U7R9C	\$1,851	102	UJ2P1GM	\$594	150	UJ7P1GM	\$1,167	150
U7V1B	\$1,634	108	UJ2P2BM	\$547	150	UJ7P2BM	\$1,095	150
U7V2B	\$1,634	108	UJ30E1DM	\$3,995	151	UJ7P2GM	\$1,095	150
U7V3B	\$2,781	108	UJ30E1DP	\$3,799	152	UN12V2AC	\$552	108
UJ10C1K21M	\$1,813	156	UJ30E2DM	\$3,378	151	UN12V3BC	\$692	108
UJ10C1K21P	\$1,813	156	UJ30E2DP	\$3,382	152	UN13V2BC	\$475	108
UJ10C2K21M	\$1,694	156	UJ32E1DM	\$519	151	UN1V2AFC	\$713	108
UJ10C2K21P	\$1,694	156	UJ32E1DP	\$522	152	UN32S4CKR	\$2,344	82
UJ10E1DJ	\$1,328	152	UJ32E2DM	\$507	151	UN34V2AC	\$649	108
UJ10E1DM	\$1,322	151	UJ32E2DP	\$510	152	UN34V3BC	\$815	108
UJ10E1DP	\$1,325	152	UJ32P1BM	\$558	150	VFK2201	\$1,200	116
UJ10E2DJ	\$1,283	152	UJ32P2BM	\$532	150	VFK2202	\$1,341	116
UJ10E2DM	\$1,276	151	UJ3C1P18M	\$1,042	156	VFK2203	\$1,547	116
UJ10E2DP	\$1,280	152	UJ3C1P18P	\$1,042	156	VFK2401	\$1,694	117
UJ10P1BM	\$1,394	150	UJ3C2P18M	\$872	156	VFK2402	\$1,739	117
UJ10P1GM	\$1,394	150	UJ3C2P18P	\$872	156	VFK2403	\$2,098	117
UJ10P2BM	\$1,286	150	UJ3E1DFM	\$650	151	VFK2404	\$2,584	117
UJ10P2GM	\$1,286	150	UJ3E1DFP	\$654	152	VFK3201	\$2,226	116
UJ15E1DFM	\$1,530	151	UJ3E1DM	\$674	151	VFK3202	\$2,826	116
UJ15E1DFP	\$1,533	152	UJ3E1DP	\$678	152	VFK3401	\$2,843	117
UJ15E1DJ	\$1,536	152	UJ3E2DM	\$673	151	VFK3402	\$3,659	117
UJ15E1DM	\$2,108	151	UJ3E2DP	\$676	152	VFK3403	\$4,619	117
UJ15E1DP	\$2,112	152	UJ3P1BM	\$704	150	VFK3501	\$2,320	117
UJ15E2DM	\$1,905	151	UJ3P2BM	\$682	150	VFK3502	\$2,385	117
UJ15E2DP	\$1,908	152	UJ3P2GM	\$682	150	VFK3503	\$2,509	117
UJ15P1BM	\$2,373	150	UJ5C1K18M	\$1,259	156	VFK3504	\$2,647	117
UJ15P1GM	\$2,373	150	UJ5C1K18P	\$1,259	156	VFK3505	\$3,262	117
UJ15P2BM	\$2,177	150	UJ5C2K21M	\$1,181	156	VFK3506	\$3,715	117
UJ15P2GM	\$2,177	150	UJ5C2K21P	\$1,181	156	VFK3507	\$4,444	117
UJ1E2DM	\$480	151	UJ5E1DM	\$844	151	VFK4201	\$4,649	116
UJ1E2DP	\$483	152	UJ5E1DP	\$847	152	VFK4202	\$5,541	116
UJ1P2BM	\$503	150	UJ5E2DM	\$815	151	VFK4203	\$5,982	116
UJ20E1DM	\$2,458	151	UJ5E2DP	\$819	152	VFK4401	\$6,133	117
UJ20E1DP	\$2,462	152	UJ5P1BM	\$892	150	VFK4402	\$7,338	117
UJ20E2DM	\$2,236	151	UJ5P1GM	\$892	150	VFK4403	\$8,475	117
UJ20E2DP	\$2,239	152	UJ5P2BM	\$827	150	VFK4601	\$6,827	118
UJ20P1BM	\$3,026	150	UJ5P2GM	\$827	150	VFK4602	\$7,032	118
UJ20P1GM	\$3,026	150	UJ7C1K21M	\$1,487	156	VFK4603	\$7,114	117, 118
UJ20P2BM	\$2,505	150	UJ7C1K21P	\$1,487	156	VFK4604	\$8,075	117, 118
UJ20P2GM	\$2,505	150	UJ7C2K21M	\$1,282	156	VFK4605	\$9,368	117, 118
UJ25E1DFM	\$2,922	151	UJ7C2K21P	\$1,282	156	VFK4606	\$10,763	117, 118
UJ25E1DFP	\$2,925	152	UJ7E1BFM	\$942	151	VFK5401	\$10,556	117
UJ25E1DM	\$3,645	151	UJ7E1BP	\$945	152	VFK5402	\$12,070	117
UJ25E1DP	\$3,648	152	UJ7E1DJ	\$1,139	152	VFK5601	\$13,409	117, 118
UJ25E2DM	\$3,130	151	UJ7E1DM	\$1,133	151	VFK5602	\$15,243	117, 118
UJ25E2DP	\$3,133	152	UJ7E1DP	\$1,136	152	VFK6401	\$17,203	117
UJ2E1DM	\$558	151	UJ7E2DJ	\$1,087	152	VFK6402	\$19,899	117
UJ2E1DP	\$562	152	UJ7E2DM	\$1,081	151	VFK6601	\$16,297	117, 118

† All marks shown within this document are properties of their respective owners.



# Index

## Sorted by Catalog Number

CATALOG#	LIST PRICE	PAGE#
VFK6602	\$18,043	117, 118
VFKA1100025	\$361	116
VFKA1100037	\$402	116
VFKA1200025	\$429	116
VFKA1200037	\$456	116
VFKA1200055	\$475	116
VFKA1200075	\$491	116
VFKB1100075	\$417	116
VFKB1100110	\$511	116
VFKB3400037	\$476	117
VFKB3400055	\$518	117
VFKB3400075	\$568	117

CATALOG#	LIST PRICE	PAGE#
VFKB3400110	\$633	117
VFKB3400150	\$695	117
VFKBD200110	\$510	116
VFKBD200150	\$610	116
VFKC3400220	\$772	117
VFKC3400400	\$975	117
VFKCD200220	\$719	116
VFKD3200400	\$891	116
VFKD3400550	\$1,166	117
VFKD3400750	\$1,301	117
VFKDD200300	\$833	116
WD12AA2PZ7	\$481	61

CATALOG#	LIST PRICE	PAGE#
WD13AA2PZ7	\$448	61
WD14AA2PZ7	\$426	61
X256871	\$800	170
X263975	\$80	170
X667470	\$550	170
X667471	\$550	170
X667472	\$700	170
X667473	\$700	170

# Motor Selection Help

Fax: (314) 595-8292

ATTENTION: Distribution Technical Service

For assistance in selecting a motor, photocopy this form, provide the necessary information, and fax to (317) 894-1830. It is your responsibility to confirm the acceptability of any suggested replacement. Call (866) 298-2482 for assistance.

Name: \_\_\_\_\_

Motor Manufacturer: \_\_\_\_\_

Company: \_\_\_\_\_

Motor Model No.: \_\_\_\_\_

Phone: \_\_\_\_\_

OEM Name/Part No.: \_\_\_\_\_

Fax: \_\_\_\_\_

## 1. Motor Application

- Air Moving: \_\_\_\_\_ Belt \_\_\_\_\_ Direct Drive
- General Purpose
- Other: \_\_\_\_\_

## 2. Diameter

- Frame Size/Inches: \_\_\_\_\_

## 3. Electrical

- RPM: \_\_\_\_\_
- Speeds (if multiple): \_\_\_\_\_
- Rotation (lead end): \_\_\_\_\_  
CW      CCW      Reversible
- Horsepower: \_\_\_\_\_
- Volts: \_\_\_\_\_
- Amps: \_\_\_\_\_
- Frequency: \_\_\_\_\_ 50 \_\_\_\_\_ 60
- Thermal Protection:  
\_\_\_\_\_ Auto \_\_\_\_\_ Manual \_\_\_\_\_ None
- Service Factor: \_\_\_\_\_

## 4. Motor Type

- Single Phase
  - Shaded Pole
  - PSC
  - Split Phase
  - Capacitor Start
  - Capacitor Start and Run
- Three Phase

## 5. Enclosure

- Open
- Open Drip-Proof
- Totally Enclosed Air Over
- Totally Enclosed Fan Cooled
- Totally Enclosed Non-Ventilated
- Hazardous Location
- Other: \_\_\_\_\_

## 6. Mounting

- Belly Band
- Flange
- Rigid Base
- Resilient Base
- Lug Mount
- Other: \_\_\_\_\_

## 7. Bearings

- Ball
- Sleeve

## 8. Shaft

- Single
- Double
- Diameter (if not NEMA): \_\_\_\_\_
- Length (if critical): \_\_\_\_\_

Possible Replacement or OEM Reference:

\_\_\_\_\_

† All marks shown within this document are properties of their respective owners.



# Motor Selection Help

Fax: (314) 595-8292

ATTENTION: Distribution Technical Service

For assistance in selecting a motor, photocopy this form, provide the necessary information, and fax to (317) 894-1830. It is your responsibility to confirm the acceptability of any suggested replacement. Call (866) 298-2482 for assistance.

Name: \_\_\_\_\_

Motor Manufacturer: \_\_\_\_\_

Company: \_\_\_\_\_

Motor Model No.: \_\_\_\_\_

Phone: \_\_\_\_\_

OEM Name/Part No.: \_\_\_\_\_

Fax: \_\_\_\_\_

## 1. Motor Application

- Air Moving: \_\_\_\_\_ Belt \_\_\_\_\_ Direct Drive
- General Purpose
- Other: \_\_\_\_\_

## 2. Diameter

- Frame Size/Inches: \_\_\_\_\_

## 3. Electrical

- RPM: \_\_\_\_\_
- Speeds (if multiple): \_\_\_\_\_
- Rotation (lead end): \_\_\_\_\_  
CW      CCW      Reversible
- Horsepower: \_\_\_\_\_
- Volts: \_\_\_\_\_
- Amps: \_\_\_\_\_
- Frequency: \_\_\_\_\_ 50 \_\_\_\_\_ 60
- Thermal Protection:  
\_\_\_\_\_ Auto \_\_\_\_\_ Manual \_\_\_\_\_ None
- Service Factor: \_\_\_\_\_

## 4. Motor Type

- Single Phase
  - Shaded Pole
  - PSC
  - Split Phase
  - Capacitor Start
  - Capacitor Start and Run
- Three Phase

## 5. Enclosure

- Open
- Open Drip-Proof
- Totally Enclosed Air Over
- Totally Enclosed Fan Cooled
- Totally Enclosed Non-Ventilated
- Hazardous Location
- Other: \_\_\_\_\_

## 6. Mounting

- Belly Band
- Flange
- Rigid Base
- Resilient Base
- Lug Mount
- Other: \_\_\_\_\_

## 7. Bearings

- Ball
- Sleeve

## 8. Shaft


- Single
- Double
- Diameter (if not NEMA): \_\_\_\_\_
- Length (if critical): \_\_\_\_\_

Possible Replacement or OEM Reference:

\_\_\_\_\_







# There are many imitations but only **one** RESCUE.™

Ask for RESCUE®, the EASILY installed,  
PERMANENT replacement motor that  
helps YOU save more money.



- Multi-Horsepower Rated
- All Angle Mounting
- Flex Mounting with Kit 44
- Belly Band Mounting with Kit 17
- Resilient Mount utilizing 2.5" Hub Rings
- Exclusive Rheem®† and Ruud®† Side Shell Holes
- Extended Studs
- Quiet Bearing System
- Reversible



NIDEC MOTOR CORPORATION, 2012; All Rights Reserved. The U.S. MOTORS® logo is a trademark of Nidec Motor Corporation. Nidec Motor Corporation trademarks followed by the ® symbol are registered with the U.S. Patent and Trademark Office. † All marks shown within this document are properties of their respective owners.

Member of the following:



Nidec Supports  
NATE Certification



Nidec Motor Corporation, 2012; All Rights Reserved.  
U.S. MOTORS® is a registered trademark of Nidec Motor Corporation.  
Nidec Motor Corporation trademarks followed by the ® symbol are registered with the U.S. Patent and Trademark Office.

HVACR400 03/12

**Nidec**  
NIDEC MOTOR CORPORATION

8050 W. Florissant Avenue | St. Louis, MO 63136  
Phone: 855-487-6686 | Fax: 800-899-2887  
[www.usmotors.com](http://www.usmotors.com)